


COWBOYS  **88**



FINGERTIP INFORMATION

OFFICE ADDRESS — Cowboys Center, One Cowboys Parkway,
Irving, Texas 75063-4727
Executive Offices 214/556-9900, Ticket Office 214/556-2500
HOME FIELD — Texas Stadium (Capacity 65,024)
COLORS — Royal Blue, Metallic Silver Blue and White

COWBOYS TICKET OUTLETS

Dallas Cowboys Ticket Office	Central Ticket Agency
Cowboys Center	1007 Commerce
One Cowboys Parkway	Fort Worth, Texas 76102
Irving, Texas 75063-4727	

DALLAS/FORT WORTH METROPLEX

Main Rainbow Ticket Center, 9850 N. Central
All Sears and Dillard's stores

Rainbow-Ticketmaster Centers

Charge By Phone — Dallas 214/787-2000, Metro 787-1500
Texas Wats 1-800-992-8000

AUSTIN—(512) 477-6060

EL PASO—(915) 532-4661

HOUSTON—(713) 977-3333

OKLAHOMA CITY—(405) 948-6800

SAN ANTONIO—(512) 224-3000

INDEX

Attendance Records	174
Big Days/Playoffs	147
Big Days/Regular Season	136
Cheerleaders	169
Coaches	6
Consecutive Winning Seasons	150
Cowboys Band	173
Cowboys Center	168
Cowboys in Print	171
Directory	2
Draft, All-Time (1961-88)	92
Halftime Activities	173
Highlight Film	159
Historical Highlights	160
Honors	90
How Cowboys Were Built	16
Last Time	148
Largest Margin of Victory	134
Largest Margin of Defeat	135
Longest Plays/Playoffs	147
Longest Plays/Regular Season	137
Management	3
Monday Night, etc. Results	150
NFL Data	
Post Season, 1988	175
Schedule, 1988	176
Standings, 1987	175
Opponents	100
Players	
Biographies, Draft Choices	74
Biographies, Veterans	18
Biographies, Others with Pro Exp.	82
Roster, All-Time	86
Roster, All-Time by College	91
Roster, 1988	85
Roster, Rookies, 1988	83
Preseason Results, All-Time	156
Radio	170
Records/Playoff	140
Records/Regular Season	123
Results, All-Time	152
Results (1987 Game by Game)	108
Ring of Honor	158
Road Itinerary	107
Schedule, Cowboys 1988	1
Silver Season All-Time Team	159
Statistical Leaders, All-Time	116
Statistical Leaders, by Years	118
Statistics, 1987	113
Television	171
Thanksgiving Day Results	150
What to Look for in 1988	15
Cowboys and You	172

1988 Schedule

PRESEASON GAMES

DATE	OPPONENT (TV)	LOCAL TIME	DALLAS TIME
Sat., Aug. 6	at San Diego (Ch. 5 - Dallas) . . .	6:00 p.m.	8:00 p.m.
Sat., Aug. 13	at L.A. Raiders (Ch. 5 - Dallas) . .	1:00 p.m.	3:00 p.m.
Mon., Aug. 22	CHICAGO (ABC)*	7:00 p.m.	
Sat., Aug. 27	HOUSTON (Ch. 5 - Dallas)	8:00 p.m.	

REGULAR SEASON GAMES

DATE	OPPONENT (TV)	LOCAL TIME	DALLAS TIME
Sun., Sept. 4	at Pittsburgh (CBS)	1:00 p.m.	Noon
Mon., Sept. 12	at Phoenix (ABC)*	5:00 p.m.	7:00 p.m.
Sun., Sept. 18	N.Y. GIANTS (CBS)	3:00 p.m.	
Sun., Sept. 25	ATLANTA (CBS)	Noon	
Mon., Oct. 3	at New Orleans (ABC)*	8:00 p.m.	
Sun., Oct. 9	WASHINGTON (CBS)	Noon	
Sun., Oct. 16	at Chicago (CBS)	Noon	
Sun., Oct. 23	at Philadelphia (CBS)	1:00 p.m.	Noon
Sun., Oct. 30	PHOENIX (CBS)	Noon	
Sun., Nov. 6	at N.Y. Giants (CBS)	1:00 p.m.	Noon
Sun., Nov. 13	MINNESOTA (ESPN)*	7:00 p.m.	
Sun., Nov. 20	CINCINNATI (NBC)	Noon	
Thurs., Nov. 24	HOUSTON (NBC)*	3:00 p.m.	
Sun., Dec. 4	at Cleveland (CBS)	1:00 p.m.	Noon
Sun., Dec. 11	at Washington (CBS)	1:00 p.m.	Noon
Sun., Dec. 18	PHILADELPHIA (CBS)	Noon	

*Televised Nationally

Note to Media: The "Dial-a-Cowboy" number is 214/487-1111. Dial that number any time of the day or night for a taped interview with a Dallas player or coach.



The Cowboys' 1988 media guide is dedicated to Ray Shafer, the man who prior to retiring this year — had produced all of the club's printed materials since Dallas joined the NFL in 1960. Ray, who was employed by Williamson Printing Corporation in Dallas, oversaw every Cowboys project from layout to final delivery. "Send it to Shafer, he'll come up with something," was the normal answer to any Cowboys printing question for 28 years. So long, Ray, and thanks.



Cowboys Club Directory

General Partner: H.R. "Bum" Bright
President and General Manager: Texas E. Schramm
Vice President-Personnel Development: Gil Brandt
Vice President-Treasurer: Don Wilson
Vice President-Administration: Joe Bailey
Vice President-Pro Personnel: Bob Ackles

Head Coach: Tom Landry

Coaching Staff: Neill Armstrong, *Research & Development*; Jim Erkenbeck, *Offensive Line*; Paul Hackett, *Pass Offense/Quarterbacks*; Al Lavan, *Running Backs*; Alan Lowry, *Receivers*; Dick Nolan, *Defensive Backs*; Mike Solari, *Special Teams/Offensive Line*; Ernie Stautner, *Defensive Coordinator/Defensive Line*; Jerry Tubbs, *Linebackers*; Bob Ward, *Conditioning*.

Coaching Secretaries: Marge Anderson (Coaching Staff), Barbara Goodman (Mr. Landry), Tula Johnapelus (Mr. Ackles, Coaching Staff).

Scouts: Bob Griffin, Walter Juliff, Charlie Mackey, Dick Mansperger, Ron Marciniak, Jeff Smith, John Wooten, Walt Yowarsky.

Scouting Secretaries: Wendy Bordinat (Mr. Brandt), Sherri Cleghorn (Scouting Staff).

Medical: Don Cochren, *Trainer*; Ken Locker, *Assistant Trainer/Rehabilitation*; Jim Maurer, *Intern*; Dr. Robert D. Vandermeer, Dr. J. Pat Evans, Dr. J.R. Zamorano; Dr. Marvin P. Knight, *Consultant*.

Counseling Services: Larry Wansley, *Director*.

Photographic Services: Bob Friedman, *Director*; Robert Blackwell, *Assistant Director*.

Equipment: Buck Buchanan, *Manager*; Jerry Fowler, *Assistant Manager*; Otis Jackson, *Assistant*.

Public Relations: Doug Todd, *Director*; Greg Aiello, *Marketing Director*; David Pelletier, *Assistant*.

Public Relations Secretaries: Jerri Mote (Mr. Todd), Deana Patterson (Mr. Aiello).

Advertising: Peggie Bullock, *Director*; Holly Bell, *Assistant*.

Entertainment: Jim Skinner, *Halftime Director*; Bill Lively, *Band Director*.

Administration: Billy Hicks, *Director of Business Services*; Jim Lancaster, *Controller*; Debbie McBride, *Accounting*; Pat Miller, *Accounting*; Allan Cariker, *Computer Services*; Kathy Coleman, *Mail/Supplies*; Craig Glieber, *Intern*; Melissa Aucoin, *Receptionist*; Cherri Gamble, *Switchboard*.

Administrative Secretaries: Jill Buckley (Mr. Bailey), Dee Dee Ground (Mr. Wansley, Mr. Hicks), Connie Medina (Mr. Schramm).

Ticket Office: Steve Orsini, *Manager*; Ann Lloyd, *Assistant Manager/Alumni Coordinator*; Sandra Woods, *Assistant Manager*; Rebecca Nolte, *Assistant*; Mary Reed, *Assistant*.

Cheerleaders: Suzanne Mitchell, *Director*; Debbie Bond, *Assistant Director*; Shannon Werthmann, *Choreographer*; Judy Trammell, *Assistant Choreographer*.

Cowboys Travel: Dan Werner, *Director*; Lisa Baumann, Sara Benchoff, Cathy Boyd, Marti Carlson, Jill Cleator, Barbara Cramer, Linda Creamer, Marie Frontario, Damon Green, Heather Green, Tammy Guthery, Karen Helms, Jillann Horton, Sandi Jacob, Terry Kalmi, Starla Lindsey, Diane Manney, Dale Mills, Julianne Noblet, Cynthia Whorton.

Cowboys Weekly: Russ Russell, *Publisher*; Carlton Stowers, *Editor*; Jarrett Bell, *Assistant Editor*; Bobby Collier, *Production Manager*; Sharon Carnahan, *Circulation Manager*; Beth Egan, *Assistant*; Pam Peterson, *Assistant*.

Building Services: Steve Forgey, *Maintenance Supervisor*; William Griffith, *Grounds Maintenance*.

Building Security: John Garza, Bill Petty, Bill Westfall.

Limited Partnership

H.R. Bright
J.L. Huffines, Jr.
Mrs. Amelia Hodges

Texas E. Schramm
Ed A. Smith, Jr.
Arthur Temple

THE MANAGEMENT

Bum Bright General Partner



H. R. (Harvey Roberts) Bright, better known as "Bum," has smoothly guided the Cowboys into a new era since his limited partnership acquired the club in the spring of 1984.

Bright put together the ownership group and masterminded the complicated purchase of the Cowboys from founder Clint Murchison, Jr. Bright serves as general partner of the limited partnership.

With Bright at the helm, the Cowboys began their second 25 years by moving into their state-of-the-art headquarters and training facility. Bright also guided the renovation of Texas Stadium, including the addition of 118 Crown Suites and the installation of two DiamondVision color scoreboards.

Born in Muskogee, Okla., Bum moved to Dallas with his family when he was eight years old. He earned a degree in petroleum engineering from Texas A&M University in 1943 before serving 2½ years as a captain in the Army Corps of Engineers.

Bright entered the oil business following his military service. He is senior partner of Bright & Company, a Dallas-based oil and gas production firm. He also has extensive holdings in the banking industry.

Bright is chairman of the board of directors of Children's Medical Foundation of Texas and past chairman of the board of regents of Texas A&M. He and wife Peggy live in Dallas. Bum has four children — Carol, Margaret, Chris and Clay.

Tex Schramm President-General Manager



The trademark stability of the Cowboys' front office team traces to the leadership of the club's first and only general manager, Texas E. Schramm.

Managing partner of the Cowboys' ownership group, Schramm has directed the daily operation of the Cowboys since 1960 when Clint Murchison, Jr., founded the franchise. Schramm is regarded as one of the greatest innovators in pro football history.

A native of Los Angeles with family roots in San Antonio, Texas, Schramm earned a degree in journalism from the University of Texas. He joined the Los Angeles Rams as publicity director in 1947 after two years as a sports writer and sports editor at the Austin American-Statesman. In a 10-year career with the Rams he rose from publicity director, to assistant to the president, to general manager. During his tenure he brought Pete Rozelle into the NFL as the Rams' publicity director.

Schramm left the Rams in 1957 to join CBS Television as assistant director of sports. He put together the first network telecast of the Olympics, but, following those Winter Games of 1960 in Squaw Valley, Calif., Schramm returned to pro football upon being hired by Murchison to run the NFL's new Dallas franchise.

After the Cowboys won Super Bowl XII, Schramm was named NFL Executive of the Year by The Sporting News, and in 1978 he received the Bert Bell Award for outstanding executive leadership in the NFL. Tex serves as chairman of the NFL's Competition Committee and on the executive committee of the NFL Management Council.

Tex is well-known as a multi-media star by Cowboy fans. He writes a column ("Ask Tex Schramm") in the "Dallas Cowboys Official Weekly", hosts the weekly TV version of the Cowboys Weekly on a eight-state, 36-station network, and has three radio call-in shows each week during the season.

His book published by Prentice-Hall, "Tex: The Man Who Built the Dallas Cowboys," is to be released this fall.

Tex and wife Marty live in Dallas. They have three daughters — Mardee, Christi and Kandy. Tex was named a 1987 Father of the Year by the Dallas Father of the Year Committee and the New York based Father's Day Council, Inc.



Gil Brandt

Vice President-Personnel Development

Gil Brandt is the man responsible for finding the football players who have made the Cowboys a winning team for a remarkable 20 of the past 22 years.

Brandt has been the Cowboys' chief talent scout since the club's birth in 1960. He had served as a part-time scout for the Los Angeles Rams under General Manager Tex Schramm in the 1950s. When Schramm took command of the newly formed Dallas Cowboys in 1960, one of the first people he hired was Brandt. Schramm, Brandt and Coach Tom Landry form the triumvirate which has guided the Cowboys since 1960.

Brandt helped pioneer many of the scouting techniques used by NFL clubs today, such as computer analysis of prospects, converting basketball players and track athletes into football players and finding top free agent rookies, such as Drew Pearson, Cliff Harris and Everson Walls.

A native of Milwaukee and a graduate of the University of Wisconsin, Brandt worked as a baby photographer before his flair of discovering football talent led him into the NFL.



Don Wilson

Vice President-Treasurer

Don Wilson has overseen the financial management of the Cowboys since joining the club in 1971 as treasurer.

A native of Tulsa, Okla., Wilson received his bachelor of science degree in business administration from the University of Tulsa in 1955.

Wilson began his accounting career with Arthur Andersen & Co. in Oklahoma City as audit manager from 1955-65. In 1965 he moved to Bath, Maine, to become controller of Bath Iron Works Corporation until 1969.

Wilson served as a vice president of Parkwood Laminates, Inc., in Lowell, Mass., from 1969-71 before joining the Cowboys. He is a member of the American Institute of Certified Public Accountants.

Don and wife Gloria live in Irving, Texas. Don has two sons, Michael and David.

Joe Bailey **Vice President-Administration**



Joe Bailey has served as the Cowboys' vice president in charge of administration since 1977. Reporting directly to Tex Schramm on the day-to-day operations of all departments, he also negotiates contracts of all drafted and veteran players. Bailey's career with the Cowboys has included a wide variety of assignments, beginning with four years as a summer training camp aide in the early 1960's.

Bailey joined the Cowboys full time in 1970 as a scout after two years with Merrill Lynch in Washington, D.C. Bailey became the Cowboys' business manager in 1971 and handled that post until 1977 when he was elevated to vice president.

The Washington, D.C., native attended the University of North Carolina on a football-baseball scholarship, graduating in 1968 with a degree in political science. He attended the University of Grenoble, SMU, and took a leave of absence in 1985 to complete the Advanced Management Program of the Harvard University Graduate School of Business.

Joe serves on various boards including NFL Properties, NFL Films and the Plaza National Bank in Dallas. He is a member of the Salesmanship Club of Dallas. Joe and wife Julie live in Dallas with their children — Joe IV, Tara and Tyler.

Bob Ackles **Vice President-Pro Personnel**



Bob Ackles joined the Cowboys in July, 1986 as the club's first director of pro personnel following 11 years as general manager of the Canadian Football League's British Columbia Lions. He was considered one of the CFL's top administrators.

Ackles is responsible for scouting all NFL players and for dealing with other NFL teams on player personnel matters. He also supplies information on opposing players to the Cowboys' coaching staff.


Bob performed virtually every administrative duty during a 32-year career with the B.C. Lions. He had the unique distinction of joining the club in its first year of operation in 1954 as a 16-year-old waterboy.

He worked his way through college as the Lions' equipment manager and became assistant general manager before being elevated to general manager in 1975. Part of Ackles' responsibilities was keeping tabs on NFL players, including annual visits to NFL training camps. He visited the Cowboys' training camp six times between 1978 and 1985.

Under Ackles' leadership, the Lions became one of the CFL's winningest teams, moved into a new stadium and built a new training facility. In 1985 the Lions won the Grey Cup, emblematic of the CFL championship.

Bob and wife Kay have two sons, Steve and Scott.

THE COACH



As he approaches the twilight of his glorious career, Tom Landry faces the same challenge he successfully confronted 30 years ago — building the Cowboys into a championship contender.

The dean of NFL coaches in his 29th season, Landry has built an extraordinary record of achievement that might have prompted another man to walk away from the unrelenting pressures of coaching.

Landry, however, is not the kind to walk away from a challenge.

"I signed a three-year contract last summer because I thought it would take three years to get things turned around," Landry says. "We are a very inexperienced football team. You don't gain experience overnight. We are in a rebuilding phase, no doubt about that, but given enough time we can get it done. I really don't want to leave the Cowboys when the team is down."

After posting a league-record 20 consecutive winning seasons, 18 playoff appearances and five Super Bowls from 1966-85, Landry's Cowboys have suffered through back-to-back losing seasons and have missed the playoffs three of the past four years.

Yet his enthusiasm toward coaching has not diminished and his stature in the profession remains unsurpassed.

"He's one of the guys who other coaches in the league would like to be like," says Washington Redskins Coach Joe Gibbs. "The true test of a coach is if a guy has done it over a long period of time and done it with different teams and proven he has a formula. That's what he's done."

Landry reaches another milestone this season by tying Curly Lambeau's NFL record of coaching the same team for 29 consecutive years. Lambeau coached the Green Bay Packers from 1921-49. George Halas coached the Chicago Bears for 40 years in four 10-year segments.

"The amazing and significant thing about Tom is his ability, both from a football and personal standpoint, to change with the times," Cowboys President Tex Schramm says. "The players coming out of college today are entirely different — in lifestyle and priorities — than they were when he started with the Cowboys. He has adapted to that and the changes in the game itself. He has been an innovator and that's hard to maintain over a 29-year period."

Under Landry, the one and only head coach in team history, the Cowboys have won 13 division championships and five NFC titles for a record five Super Bowl appearances. The Cowboys won Super Bowls VI and XII.



Thomas Wade Landry was born in Mission, Texas, on Sept. 11, 1924. He was an All-Regional fullback at Mission High School before enrolling at the University of Texas. Following one semester he joined the Air Corps and flew 30 B-17 missions with the Eighth Air Force in World War II.

In November 1945 he was discharged as a first lieutenant and returned to Texas where he became a star fullback and defensive back, earning All-Southwest Conference honors as a junior and co-captaining the Longhorns as a senior. With Landry's help, Texas beat Alabama in the 1948 Sugar Bowl and Georgia in the 1949 Orange Bowl.

Landry played for the New York Yankees of the All-America Conference in 1949 before joining the NFL's New York Giants the next year. He was a mainstay in the Giants' defensive secondary through 1955, the last two years as a player-coach. He earned All-Pro honors in 1954.

Following his retirement as a player in 1955, Tom served as the Giants' defensive coach through 1959. During that time, he developed the "4-3" defense that became the standard pro defensive formation. Giants Head Coach Jim Lee Howell called Tom "the best defensive coach in the business."

Coach Landry and wife Alicia met at the University of Texas. They have three children — Tom, Jr., Kitty and Lisa — and two grandchildren by Kitty and her husband, former Texas quarterback Eddie Phillips.

Landry earned a degree in business at Texas and one in industrial engineering from the University of Houston. He has received numerous honorary degrees and awards.

In 1980 California Lutheran University, home of the Cowboys' summer training camp, established the Landry Medal, awarded annually to a person who has distinguished himself in his profession and serves as an inspiration to American youth.

In 1984 Mission High School dedicated Tom Landry Stadium in honor of its native son.

Tom serves on the Board of Trustees of the National Fellowship of Christian Athletes. He gives his time to many other charity and civic causes.

In his spare time Tom enjoys playing golf and flying his Cessna Centurion 210 airplane.

THE LANDRY YEARS (Regular Season)

YEAR	W	L	T	YEAR	W	L	T
1960.....	0	11	1	1974.....	8	6	0
1961.....	4	9	1	*1975.....	10	4	0
1962.....	5	8	1	*1976.....	11	3	0
1963.....	4	10	0	*1977.....	12	2	0
1964.....	5	8	1	*1978.....	12	4	0
1965.....	7	7	0	*1979.....	11	5	0
*1966.....	10	3	1	*1980.....	12	4	0
*1967.....	9	5	0	*1981.....	12	4	0
*1968.....	12	2	0	*1982.....	6	3	0
*1969.....	11	2	1	*1983.....	12	4	0
*1970.....	10	4	0	1984.....	9	7	0
*1971.....	11	3	0	*1985.....	10	6	0
*1972.....	10	4	0	1986.....	7	9	0
*1973.....	10	4	0	1987.....	7	8	0
				TOTALS.....	247	149	6

*Qualified for Playoffs (Won Super Bowl VI on Jan. 16, 1972; won Super Bowl XII on Jan. 15, 1978). Landry and the Cowboys are 20-16 in playoff games.

NFL'S TOP 10 WINNINGEST COACHES*


COACH, TEAMS	W	L	T
1. GEORGE HALAS (40 years)	325	151	31
Chicago Bears ('20-'29, '33-'42, '46-'55, '58-'67)			
2. **DON SHULA (25 years)	271	114	6
Baltimore ('63-'69), Miami ('70-'87)			
3. **TOM LANDRY (28 years)	267	165	6
Dallas Cowboys ('60-'87)			
4. CURLY LAMBEAU (33 years)	234	135	23
Green Bay ('21-'49), Chi. Cards ('50-'51), Wash. ('52-'53)			
5. **CHUCK NOLL (18 years)	178	121	1
Pittsburgh ('69-'86)			
6. PAUL BROWN (21 years)	170	108	6
Cleveland ('50-'62), Cincinnati ('68-'75)			
7. BUD GRANT (18 years)	168	108	5
Minnesota ('67-'83, 1985)			
8. STEVE OWEN (23 years)	154	108	17
New York Giants ('31-'53)			
9. **CHUCK KNOX (15 years)	146	91	1
L.A. Rams ('73-'77), Buffalo ('78-'82), Seattle ('83-'87)			
10. HANK STRAM (17 years)	136	100	10
Dallas Texans ('60-'62), Kansas City ('63-'74), New Orleans ('76-'77)			

*Regular season and playoffs

**Active in 1987

THE COACHING STAFF

Neill Armstrong Research and Development



Neill Armstrong studies and evaluates all players and teams in the NFL. His reports provide the basis for the formulation of the Cowboys' game plans. Neill joined the Cowboys in 1982.

Armstrong compiled a 30-34 record in four seasons (1978-81) as head coach of the Chicago Bears before coming to Dallas. Before joining the Bears he was an assistant coach with the Minnesota Vikings for nine years, seven as defensive coordinator.

Armstrong led Edmonton to the Canadian Football League playoffs three times during a six-year reign as head coach from 1964-69. Neill began his professional coaching career with the Houston Oilers in 1962-63 following seven years (1955-61) as an assistant at his alma mater, Oklahoma State.

A native of Tishomingo, Okla. (3/9/26), Armstrong was an All-America receiver at Oklahoma State (then Oklahoma A&M) from 1943-46. He was the Philadelphia Eagles' No. 1 draft choice in 1947. He played on two NFL championship teams in five seasons (1947-51) with the Eagles. He was a two-time all-star in three years with the CFL's Winnipeg Blue Bombers (1951, '53-54).

Neill and wife Jane have three children — Neill Jr., David and Gail — and five grandchildren.

Jim Erkenbeck Offensive Line



Jim Erkenbeck, who enters his third season as an NFL coach and second with Dallas, continues to mold the Cowboys' young offensive line into one of the largest and most powerful in the NFL. By the end of the 1987 season the offensive line had three new starters and the average weight went from 277 pounds in 1986 to 290 pounds last year.

Erkenbeck joined the Cowboys after reviving the offensive line in New Orleans. In 1985 the Saints were one of only two teams in the NFL to allow more than 55 sacks (58) and average less than four yards per rush (3.9). After Erkenbeck's arrival in 1986 the Saints became one of only four teams to allow less than 28 sacks (27) and average more than four yards per carry (4.1).

Prior to joining the Saints, Erkenbeck coached the offensive line of the Philadelphia Stars, who went to the USFL Championship game all three years of the league's existence and won the championship the last two seasons.

From 1972-76 Erkenbeck was the offensive line coach at the University of California where for four of those years (1972-75) he coached with Cowboys pass offense coordinator Paul Hackett.

After leaving California, Erkenbeck began his pro coaching career in the Canadian Football League. He was offensive coordinator at Winnipeg in 1977 and continued in that capacity with Montreal (1978-81) and Calgary (1982).

Following a college career at San Diego State where he earned three football letters and one track letter, Erkenbeck spent four years in the Marine Corps. He started his coaching career with El Capitan High School in San Diego.

His first college coaching experience came under Don Coryell at his alma mater where he coached the offensive and defensive lines from 1960-63. Erkenbeck went on to coach at Grossmont College in San Diego (1964-67), Utah State (1968) and Washington State (1969-71) before moving to California.

Erkenbeck (9/10/31) and his wife Jocelyne live in Roanoke, Texas. He has two sons — Jeffrey and Jim — and one granddaughter.



Paul Hackett Pass Offense Coordinator • Quarterbacks

With Danny White hampered by a wrist injury, the emphasis turned to the development of Steve Pelluer in 1987. Under Paul Hackett's guidance Pelluer came on to lead the Cowboys to two season-ending wins and throw 94 straight passes without an interception. In Hackett's first season in Dallas in 1986 Danny White was leading the NFC in passing before suffering the broken wrist in midseason.

Paul Hackett joined the Cowboys in 1986 after three years as quarterbacks/receivers coach of the San Francisco 49ers. During that time, 49ers quarterback Joe Montana was the NFC's highest-rated quarterback and led the NFC in TD passes in both 1984 and '85.

As a senior at UC Davis in 1969 Paul led the Far Western Conference in passing. He began his coaching career the next year at his alma mater before moving on to the University of California in 1972. While at Berkeley Hackett coached All-America Steve Bartkowski, who led the NCAA in passing in 1974, and the late Joe Roth, who led the Pac 8 in passing in 1975.

Following a four-year hitch at Cal, Hackett was named quarterbacks coach at the University of Southern California. With the Trojans he coached Vince Evans and Paul McDonald, who set 17 USC, Pac-10 and NCAA records.

Hackett began his pro coaching career with the Cleveland Browns in 1981. He spent two years as the quarterbacks coach before moving to San Francisco in 1983.

A native of Burlington, Vt. (7/5/47), Paul and wife Elizabeth have two sons — David and Nathaniel.



Al Lavan Running Backs

Following eight years of coaching in college and the pros, Al Lavan became the Cowboys' running backs coach in 1980. Under Lavan the Cowboys' running game has remained one of the most respected in the NFL.

Lavan coached running backs at Stanford in 1979 after two years at Georgia Tech handling receivers and running backs. He directed defensive backs and special teams for the Falcons in 1975 and '76.

Lavan began his coaching career in 1972 as receivers coach at his alma mater, Colorado State. He moved to Louisville to coach defensive backs in 1973 before being named receivers coach at Iowa State in 1974. The next season he returned to the Falcons as a coach.

A native of Pierce, Fla. (9/13/46), Lavan was a defensive back and place kicker at Colorado State and was drafted in the eighth round by Philadelphia in 1968. He played defensive back for the Eagles in 1968, then for Atlanta in 1969 and '70.

Al and wife Bessie have three children — Travis, Douglas and Maeleeke.

Alan Lowry Receivers



Alan Lowry was named Cowboys receivers coach in 1987 after five years as their special teams coach and five seasons as defensive backfield coach of his alma mater, the University of Texas.

Lowry is one of the few football players in Southwest Conference history to earn All-Conference honors both as an offensive and defensive star. He was a defensive back at Texas in 1970 and '71 when the Longhorns won a national and two conference championships. Lowry was All-SWC in 1971.

In 1972 Lowry was switched to quarterback and earned conference honors again in leading Texas to a 10-1 season, including a come-from-behind victory over Alabama in the Cotton Bowl.

After receiving his degree in physical education, Lowry served as an assistant coach at Virginia Tech in 1974. He joined the Wyoming staff under Fred Akers in 1975, but resigned that post in the summer of 1976.

Lowry worked for the Cowboys' scouting department in the fall of 1976 before joining Akers' staff at Texas in December 1976.

Lowry is a native of Irving, Texas (11/21/50), home of Texas Stadium. Alan and wife Donna live in Roanoke, Texas with daughters Marta Jean and Lindsay.

Dick Nolan Defensive Backs



After four years as receivers coach with the Cowboys, Dick Nolan returned to a familiar role as the Cowboys defensive backs coach in 1986, reuniting the original "Doomsday Defense" coaching staff of Nolan, Jerry Tubbs and Ernie Stautner. After a year as a player-coach in 1962, Dick coached the Cowboys defensive backs from 1963-67, developing All-Pros Mel Renfro and Cornell Green. He also served as defensive coordinator from '66-'67.

Nolan left the Cowboys to become head coach of the San Francisco 49ers from 1968-75. His teams won the NFC West championship in 1970, '71 and '72. He was NFC coach of the year in 1970.

Nolan joined New Orleans as linebackers coach in 1977 and was head coach of the Saints from 1978-80. Dick was the defensive coordinator of the Oilers in 1981 before returning to Dallas in 1982.

Nolan and Tom Landry were defensive back teammates with the New York Giants in 1954 and '55 when Tom was a player-coach. Nolan also played under Landry in 1956, '57 and '59 when Tom was New York's defensive coach. Nolan played for the Chicago Cardinals in 1958 before returning to the Giants for the next three seasons.

Born in Pittsburgh, Pa. (3/26/32), and raised in White Plains, N.Y., Nolan was a two-way star football player at the University of Maryland from 1951-53. He played offensive and defensive halfback on Maryland's 1953 national championship team.

Dick and wife Ann have six children — Richard Jr., Nancy, Michael, Kelly, Lisa and Jimmy — and six grandchildren.



Mike Solari

Special Teams

Mike Solari, who spent the 1986 season as offensive line coach and offensive coordinator at the University of Pittsburgh, joined the Cowboys as special teams coach in 1987.

Solari, who also helps Jim Erkenbeck with the offensive line, directed a Pittsburgh attack that averaged 371.7 yards per game in 1986.

After becoming offensive line coach at Cincinnati in 1981, Solari moved on with head coach Mike Gottfried in 1983 to Kansas and in 1986 to Pittsburgh where he was given the added responsibilities of offensive coordinator.

Following an outstanding career at San Diego State where he was named most valuable offensive lineman and received a National Football Foundation Hall of Fame Award for his academic and athletic excellence, Solari began his coaching career at Mission Bay High School in 1976 working with the offensive line and directing the wrestling team.

He joined the college ranks in 1977 as offensive line coach at Mira Vista Junior College in Oceanside, Calif. Solari then moved down the coast to U.S. International in San Diego in 1979. The following season he coached the offensive line at 1980 NCAA Division II champ Boise State.

A native of Daly City, Calif. (1/16/55), Solari and wife Patti have two daughters, Tamara and Stephanie.



Ernie Stautner

Defensive Coordinator • Defensive Line

Under the direction of Pro Football Hall of Famer Ernie Stautner, the Cowboys consistently field excellent defenses and All-Pro defensive linemen like Bob Lilly, George Andrie, Harvey Martin, Randy White, Ed Jones and John Dutton.

The Cowboys' famed "Doomsday Defense" began to emerge shortly after Stautner's arrival as defensive line coach in 1966. Ernie also helped fashion "Doomsday II," which carried Dallas to its second Super Bowl title in 1977.

Stautner was an All-Pro defensive end and tackle with the Pittsburgh Steelers where he played for 15 years (1950-64) despite being relatively small at 6-0, 230 pounds. A veteran of nine Pro Bowls, he was elected to the Pro Football Hall of Fame in 1969, his first year of eligibility. In 1982 he was voted to the Steelers' 50th anniversary team.

Ernie was born in Cham, Bavaria (4/20/27), but grew up in Albany, N.Y. Following a World War II Marine Corps hitch (1943-46), he enrolled at Boston College and developed into a two-way star lineman.

Ernie directs the annual Ernie Stautner Football Camp for Boys every June at Texas Stadium.

Ernie has three children — Joe, Terri and Carol.

Jerry Tubbs **Linebackers**



The only original Cowboys player still with the club is Jerry Tubbs, who came to Dallas in the 1960 expansion draft from the San Francisco 49ers.

Jerry was the Cowboys' first starting middle linebacker and one of four in club history. As a coach he developed his successors at the critical middle spot, Lee Roy Jordan, Bob Breunig and Eugene Lockhart. Tubbs, Jordan and Breunig all played in the Pro Bowl.

Tubbs played for the Cowboys for eight seasons (1961-67), serving as player-coach the last two. He was the Cowboys' first All-Pro and Pro Bowl linebacker (1962) and was known as one of the most aggressive players in the game.

Jerry has coached four Pro Bowl linebackers in Dallas — Jordan, Breunig, Chuck Howley and Thomas Henderson.

Born in Breckenridge, Texas (1/23/35), Jerry was inducted into the Texas High School Football Hall of Fame in 1971. He was an All-America center-linebacker for Bud Wilkinson's unbeaten Oklahoma teams from 1954-56. Tubbs was the Walter Camp Award winner in 1956 as the nation's outstanding player.

In '85 Sooners Illustrated magazine ranked Tubbs No. 4 on the list of the 10 all-time greatest Oklahoma football players. In '87 he was honored by Southern Living magazine as one of the best southern college players of the past 50 years.

Tubbs was drafted in the first round by the Chicago Cardinals in 1957 and also played for the 49ers before coming to Dallas.

Jerry and wife Marlene have two children — Alan and Kayla.

Bob Ward **Conditioning**



Dr. Bob Ward has Cowboys players enthusiastically participating in his innovative conditioning programs, which include weightlifting, aerobic conditioning, martial arts, flexibility training and nutrition.

Working with computers and emphasizing futuristic concepts, Ward directs the Cowboys' voluntary offseason conditioning program, using biomechanics to devise individual programs for each player. He also supplies each player with a training program during the season.

Ward was track coach for 11 years at Fullerton College in California before joining the Cowboys in 1975.

A graduate of Whitworth College in Spokane, Wash., Ward was an NAIA Little All-America in football and competed at the National NAIA track meet in the shot put and discus. He received his master's degree in physical education from the University of Washington and his doctorate from Indiana University.

Bob has trained extensively in the martial arts and taught Cowboys players various martial arts techniques that can be used in football. A member of Delta Force, a U.S. Army think-tank, he founded the National Association of Speed and Explosion with George Dintiman.

A native of Huntington Park, Calif. (7/4/33), Bob and wife Joyce have two children — Shannon and Erin.



DON COCHREN



KEN LOCKER



BUCK BUCHANAN

DON COCHREN, Trainer

Don Cochren joined the Cowboys in 1965 after experience in college, military and Canadian Football League training.

A graduate of Purdue, Cochren earned his physical therapy certificate at Pennsylvania. He was trainer at Case Institute (now Case-Western Reserve) in Cleveland for two years, with the Toronto Argonauts of the CFL for four years and at University of New Hampshire for one year before coming to Dallas. He also served as a physical therapy officer in the Air Force for two years.

Don was one of 28 trainers selected from colleges and professional sports teams to serve the United States team at the 1980 Winter Olympics in Lake Placid, N.Y. In 1984 Don received the 25-year honor award from the National Athletic Trainers Association.

A native of Princeton, Ind. (2/6/32), Don and wife Jan have four children — Jan, Scott, Wendy and Chris.

KEN LOCKER, Assistant Trainer

Ken Locker works with Don Cochren and supervises the Cowboys' medical rehabilitation program. Locker came to the Cowboys in 1973 after four years as assistant trainer and interim head trainer at North Texas State University.

Locker received his master's degree in physical education from Texas Woman's University. He served two years as trainer of World Championship Tennis, traveling with the men's tour in 1975 and '76.

In 1982 Ken was trainer for NBC's "Survival of the Fittest" competition in New Zealand. He served as a group coordinator of the Dallas Blood Center and was on the executive board of the Professional Football Athletic Trainers Society.

Ken is a native of Seminole, Texas (7/23/51). He and wife Pam live in Roanoke, Texas, with daughters Baylee Arrena and Berkley Anne.

BUCK BUCHANAN, Equipment Manager

William T. "Buck" Buchanan joined the Cowboys in 1973 after supervising athletic programs in the Air Force for 20 Years.

SMSgt. Buchanan was a non-commissioned officer in charge of athletics and programs at the U.S. Air Force Academy Prep School in Colorado Springs for four years. He was awarded the Bronze Star for his performance during a 1968-69 tour of duty in Thailand.

Buck was born in Ballinger, Texas (5/24/33). He and wife Geraldine have two children — Bucky and Julie and a grandson William Thomas, II.

What To Look For In 1988

- The Cowboys** winning their 22nd league opener in the past 24 seasons. Dallas holds the NFL record of 17 straight opening-game victories from 1965-81. The Cowboys are the best opening-day team in NFL history with a 22-5-1 (.804) record.
- The Cowboys** improving their all-time Texas Stadium record of 103-33 (.757), including playoff games, from 1971-85. Dallas has sold out 88 of the past 100 games since 1976.
- The Cowboys** improving their NFC-best 41-19 (.683) record against the AFC in games against AFC Central foes Cincinnati, Cleveland, Houston and Pittsburgh.
- The Cowboys** posting a winning record for the 21st time in the past 23 seasons, but first since 1985. The team's 20 straight winning seasons from 1966-85 is the NFL's longest ever and the fourth longest ever in pro team sports behind the New York Yankees' 39 straight winning seasons from 1926-64, the Montreal Canadiens' 32 in a row from 1951-52 to 1982-83 and the Boston Bruins' 21 straight from 1967-68 to 1987-88. The Washington Redskins have the NFL's longest active streak of winning seasons at six.
- Dallas** improving its 14-5-1 (.725) record and breaking a two-game losing streak on Thanksgiving Day. In the game immediately following the Thanksgiving Day game the Cowboys are 16-4 (.800). In all games following the Thanksgiving Day game Dallas has a record of 39-21 (.650).
- Tom Landry** tying the NFL record held by Green Bay's Curly Lambeau of coaching the same team 29 consecutive years. Lambeau led the Packers from 1921-49. Landry's 267 career NFL victories trails only George Halas (325) and Don Shula (271). Landry's career record including playoffs is 267-165-6.
- Everson Walls** moving in on the Cowboys' career interception record. With 42 career steals he needs 10 to catch Mel Renfro, who holds the club record. Walls, who enters his eighth NFL season, is third among active interceptors in the NFC behind Green Bay's Dave Brown (53 in 13 seasons) and Minnesota's John Harris (47 in 10 seasons). He will also be looking to lead the NFL in interceptions for the fourth time. No other player has ever led the league more than two seasons. Walls led Dallas in intercepts in 1987 for the fourth time in his career, tying Cornell Green's club record. With an interception in each of the last three games of 1987, Walls needs two to tie Don Bishop's team mark of five straight.
- Danny White** adding two more career club passing records to his resume. White broke Roger Staubach's record for completions and touchdown passes last year. This season he is chasing two other Staubach records. White enters the 1988 season with career totals of 2,908 pass attempts and 21,685 passing yards. Roger Staubach finished his career with 2,958 attempts and 22,700 yards. With Danny White as the starting QB the Cowboys are 67-35 (.657), 41-11 (.789) at Texas Stadium.
- Ed Jones and Randy White** tying a club record for service by playing in their 14th NFL seasons. Bob Lilly (1961-74), Lee Roy Jordan (1963-76) and Jethro Pugh (1965-78) already share that team mark. Jones can also record his 100th NFL sack in 1988. Jones has 98 career sacks. With 10 sacks in 1987, including four against the Giants on Nov. 2, he led the Cowboys in sacks for the second time in the past three years. White has 112½ career sacks, 12½ away from the club record of 125 by Harvey Martin (1973-83).
- Herschel Walker** moving up the Cowboys' all-time rushing list. Already in the 10th spot with 1,628 yards, Walker can pass Dan Reeves (1,990), Amos Marsh (2,065), Ron Springs (2,180) and Roger Staubach (2,264) in 1988. Walker also can lead the Cowboys in receiving for the third straight season. Since coming into the NFL in 1986, Walker has gained 3,180 (1,628 rushing, 1,552 receiving) yards from scrimmage, second only to Eric Dickerson of the Colts with 3,485 yards (3,109, 376).



How The Cowboys Were Built

There were 57 veteran players on the Cowboys roster at the end of the 1987 season. Here's a look at how they came to Dallas:

FROM THE DRAFT:

1974—Ed Jones (1st round, Tennessee State); Danny White (3rd, Arizona State).

1975—Randy White (1st, Maryland); Mike Hegman (7th, Tennessee State).

1976—Tom Rafferty (4th, Penn State).

1977—Tony Dorsett (1st, Pittsburgh);

1979—Doug Cosbie (3rd, Santa Clara).

1980—Timmy Newsome (6th, Winston-Salem).

1981—Glen Titensor (3rd, Brigham Young).

1982—Jeff Rohrer (2nd, Yale).

1983—Jim Jeffcoat (1st, Arizona State).

1984—Victor Scott (2nd, Colorado); Steve DeOssie (4th, Boston College); Steve Pelluer (5th, Washington); Eugene Lockhart (6th, Houston).

1985—Kevin Brooks (1st, Michigan); Jesse Penn (2nd, Virginia Tech); Crawford Ker (3rd, Florida); Herschel Walker (5th, Georgia).

1986—Mike Sherrard (1st, UCLA); Darryl Clack (2nd, Arizona State); Mark Walen (3rd, UCLA); Thornton Chandler (6th, Alabama); Garth Jax (11th, Florida State).

1987—Danny Noonan (1st, Nebraska); Ron Francis (2nd, Baylor); Jeff Zimmerman (3rd, Florida); Kelvin Martin (4th, Boston College); Kevin Sweeney (7th, Fresno State); Kevin Gogan (8th, Washington).

SUPPLEMENTAL DRAFT:

1984—Todd Fowler (1st, Stephen F. Austin).

SIGNED AS FREE AGENTS:

1980—Don Smerek (Nevada-Reno).

1981—Michael Downs (Rice); Everson Walls (Grambling).

1982—Brian Baldinger (Duke).

1983—Bill Bates (Tennessee); Mark Tuinei (Hawaii).

1984—Vince Albritton (Washington).

1985—Gordon Banks (Stanford); Mike Saxon (San Diego State).

1986—Manny Hendrix (Utah); Paul McDonald (Southern California); Nate Newton (Florida A&M).

1987—Ron Burton (North Carolina); Steve Cisowski (Santa Clara); Kelvin Edwards (Liberty); Steve Folsom (Utah); Jeff Hurd (Kansas State); George Lilja (Michigan); Roger Ruzek (Weber State); Daryle Smith (Tennessee); Robert Smith (Grambling); Russ Swan (Virginia); Bob White (Rhode Island); Robert Williams (Baylor).

OBTAINED IN TRADES:

1984—Mike Renfro (TCU, from Houston along with 5th round choice in 1985 for Butch Johnson. Also switched 5th round choices in 1984).

1987—Rod Barksdale (Arizona, from L.A. Raiders for Ron Fellows).

THE PLAYERS



HERSCHEL WALKER



Vince Albritton ★ 36

SAFETY • **WASHINGTON** • **5th YEAR**
HT: 6-2 • **WT: 210** • **BORN: 7/23/62** • **FA FOR '84**

PRO: "Vince Albritton is our most aggressive guy in the secondary," said Tom Landry during the off-season. "He's competing for a starting job." Albritton was the Oscar Mayer Special Teams Player of the Year in 1987, winning a game ball for his efforts against the Patriots (11/15). Going into training camp this summer, Vince was battling Bill Bates for the starting strong safety job after serving as Bates' backup the past couple of years and playing a key role in the Cowboys' special pass defenses. Albritton closed the '87 campaign with a rush, helping key two Dallas victories with big games against Los Angeles and St. Louis. Against the Rams he had six tackles, four unassisted, then capped the season with his biggest game — 11 tackles (six unassisted) against the Cardinals. **GAMES/STARTS:** 1984 (16/0), 1985 (7/1), 1986 (16/1), 1987 (11/1). Total — 50/3.

COLLEGE: Vince played safety, linebacker and cornerback at Washington. Playing strong safety his senior year, he led the Husky secondary in tackling and played in the Japan Bowl. An honorable mention All-West Coast and second team All-Pac 10 pick in 1983, Albritton was a teammate of Steve Pelluer at Washington.

PERSONAL: Vince Denader Albritton attended McClymonds High School, where he concentrated mostly on baseball. He led the football team to the Oakland Athletic League title in his senior year when he intercepted a league-leading and school-record eight passes, earning him All-OAL honors. He majored in speech communications at Washington.

ALBRITTON'S COWBOYS TOTALS

Year	Opponents' Fumbles Recovered					Tackles — QB Traps				
	No.	Yds.	Avg.	Long	TD	Year	Solo	Asst.	Tot.	Tps.
1984	1	0	0.0	0	0	1984	4	4	8	1
1986	2	0	0.0	0	0	1985	5	3	8	0
Totals	3	0	0.0	0	0	1986	27	15	42	0
						1987	36	17	43	0
						Totals	72	39	111	1



Gordon Banks ★ 87

WIDE RECEIVER • **STANFORD** • **6th YEAR**
HT: 5-10 • **WT: 170** • **BORN: 3/12/58** • **FA FOR '85**

PRO: The team's most experienced receiver after Mike Renfro, Gordon has proven to be a dependable player since joining the Cowboys. He also has proven to be a reliable starter when called on, as was the case four times last year. His diving, 34-yard catch at New York last year was one of the biggest plays in the victory over the Giants. A stress fracture to his foot, though, caused Banks to miss the final seven games last year. He signed with Dallas late

in the '85 season after injuries decimated the receivers corps. Banks began his pro career with the Saints and played two seasons. After moving on to the Oakland Invaders, he became the only player to catch a pass in all 54 of his USFL games, totaling 187 receptions. GAMES/STARTS: 1980 (7/0-N.O.), 1981 (6/1-N.O.), 1983 (18/18-USFL), 1984 (18/18-Oak., USFL), 1985 (2/0-Dallas), 1986 (16/5), 1987 (5/4). Total — 72/46 (36/10-NFL).

COLLEGE: Banks was a four-year letterman in both track and football at Stanford where he recorded a 10.33 100-meter dash. He started opposite All-America Ken Margerum at wide receiver for the Cardinal.

PERSONAL: A native of Los Angeles, Calif., Gordon Gerard Banks attended Loyola High School. He is president of GBI Enterprises, a Dallas company dealing in gold and silver commodities. He serves on the Board of Directors of the Doug Cosbie Youth Foundation and the David Albritton Finally Free Outreach program, which speaks out against drug abuse. He is chairman of the board of "Banks' Bunch," a youth-oriented ministry that hosts more than 500 youngsters at Cowboys home games. A member of the Fellowship of Christian Athletes, Banks earned his degree in political science from Stanford. Gordon lives in Coppell, Texas, with his wife Derozette and new addition Danielle (3/17/88).

BANKS' SAINTS TOTALS

Year	Receiving					Year	Punt Returns				
	No.	Yds.	Avg.	Long	TD		No.	Yds.	Avg.	Long	TD
1980	1	7	7.0	7	0	1981	2	0	0.0	0	0
1981	2	18	9.0	12	0						
Totals	3	25	8.3	12	0						

BANKS' COWBOYS TOTALS

Year	Receiving					Year	Punt Returns					
	No.	Yds.	Avg.	Long	TD		No.	Yds.	Avg.	FC	Long	TD
1986	17	202	11.9	23	0	1985	3	27	9.0	3	28	0
1987	15	231	15.4	34	1	1986	27	160	5.9	14	20	0
Totals	32	433	13.5	34	1	1987	5	33	6.6	1	12	0
						Totals	35	220	6.3	18	28	0





Rod Barksdale ★ 80

WIDE RECEIVER • **ARIZONA** • **3rd YEAR**
HT: 6-1 • **WT: 193** • **BORN: 9/8/62** • **Trade, L.A. Raiders, '87**

PRO: The Cowboys acquired Barksdale from the Los Angeles Raiders in the summer of '87 for cornerback Ron Fells in an effort to add speed to the receiver corps. Rod, who did not play football in high school or college, boasts world-class speed, and was a three-time track All-America at Arizona. He also was a semifinalist in the 100-meter dash at the 1984 Olympic Trials. In his initial season with the Cowboys, Rod caught 12 passes for 165 yards while adjusting to the Dallas offense. **GAMES/STARTS:** 1985 (IR), 1986 (16/15-Raiders), 1987 (12/1). Total — 28/16.

COLLEGE: Barksdale finished sixth in the 200-meter dash and was a member of Arizona's 4x100 meter relay team that finished third in the NCAA Championships in 1984. He had individual bests of 20.3 in the 200 and 46.1 in the 400.

PERSONAL: A native of Los Angeles, CA, Rod Barksdale earned track All-America honors at Compton High School. He finished second in state in the 440-yard dash in 1980. Barksdale majored in political science at Arizona.

BARNSDALE'S RAIDERS TOTALS

Year	Receiving				
	No.	Yds.	Avg.	Long	TD
1986	18	434	24.1	57	2

BARNSDALE'S COWBOYS TOTALS

Year	Receiving				
	No.	Yds.	Avg.	Long	TD
1987	12	165	13.8	22	1



Bill Bates ★ 40

SAFETY • **TENNESSEE** • **6th YEAR**
HT: 6-1 • **WT: 199** • **BORN: 6/6/61** • **FA FOR '83**

PRO: Another example of the Cowboys' tradition of developing free agents, Bill has worked hard to improve each season. After making the club primarily because of superb special teams play, he moved into the starting lineup in 1986, and has added aggressive hitting, determination and intensity to the defense. Bates was second on the defense with 81 total tackles, while his three traps led the secondary. He also was third with 14 special teams tackles — evidence that his effort on the special teams did not decrease after he made the starting lineup. In 1984, Bill made the NFC Pro Bowl squad as a special teamer, and in 1983 and '84 he was the NFL Alumni's Special Teams Player of the Year. Before becoming a regular, Bill led all non-starters in tackles for three straight years. **GAMES/STARTS:** 1983 (16/1), 1984 (12/2), 1985 (16/0), 1986 (15/15), 1987 (12/11). Total: 71/29.

COLLEGE: Bates played both safety positions in four years as a starter at Tennessee. He was named second-team All-Southeastern Conference his junior and senior years. Bates was known as the Vols' hardest hitter, surest tackler and as a team leader. He intercepted nine passes and recovered six fumbles in his career.

PERSONAL: William Frederick Bates was born and raised in Knoxville, Tenn., where he excelled in football, basketball and as a sprinter on the track team at Farragut High School. He was all-state in football and basketball. A 1985 NFL Man of the Year finalist, Bill supports the United Way, the Dallas-area Boys Clubs, the Special Olympics in Tennessee, the United Children's Fund of Dallas, the Dallas Wednesday's Child Program benefitting orphans, and the March of Dimes. He's honorary chairman of the annual Wednesday's Child golf tournament. Bill participates in and is a supporter of the FCA. Bill and wife Denise, a fashion model, live in Dallas.

BATES' COWBOYS TOTALS

Year	Tackles — QB Traps			
	Solo	Ast.	Tot.	Tps.
1983	54	30	84	4
1984	38	14	52	5
1985	38	13	51	1
1986	50	37	87	2½
1987	46	35	81	3
Totals	226	129	355	15½

Year	Punt Returns				
	No.	FC	Yds.	Avg.	Long TD
1985	22	6	152	6.9	21 0

Year	Opponents' Fumbles Recovered				
	No.	Yds.	Avg.	Long	TD
1983	2	0	0.0	0	0
1984	1	0	0.0	0	0
Totals	3	0	0.0	0	0

Year	Pass Interceptions				
	No.	Yds.	Avg.	Long	TD
1983	1	29	29.0	29	0
1984	1	3	3.0	3	0
1985	4	15	3.8	8	0
1987	3	28	9.3	28	0
Totals	9	75	8.3	29	0

Kevin Brooks ★ 99

DEFENSIVE TACKLE • **MICHIGAN** • **4th YEAR**
HT: 6-6 • **WT: 278** • **BORN: 2/9/63** • **D-1 FOR '85**

PRO: Kevin Brooks took over the starting left tackle job during training camp in '87, replacing long-time starter John Dutton. He did not disappoint and continues to mature in his new role. Kevin led all Dallas defensive linemen with 67 tackles in '87, while proving to be an excellent run-stopper. He also contributed four traps. Coaches are counting on Brooks to give Dallas another long-tenured anchor for the defensive line. The Cowboys had hoped that Brooks would crack the starting lineup sooner, but a knee injury and subsequent surgery stopped his bid in '86. Since being Dallas' No. 1 pick in '85, Kevin has played all four line positions, but left tackle appears to be his permanent home. **GAMES/STARTS:** 1985 (11/0), 1986 (9/0) 1987 (13/12). Total — 33/12.

COLLEGE: After spending his freshman year as a 6-4, 215-pound outside linebacker, Brooks matured physically and was switched to defensive tackle. He was a three-year starter, leading the Wolverines his senior year in tackles for losses (13) and sacks (6).

PERSONAL: Born and raised in Detroit, Kevin Craig Brooks was an All-America, all-state and team MVP his senior year at MacKenzie High School. He
(Continued on next page)

BROOKS' COWBOYS TOTALS

Year	Tackles — QB Traps			
	Solo	Ast.	Tot.	Tps.
1985	9	3	12	2
1986	5	4	9	2½
1987	46	21	67	4
Totals	60	28	88	8½

Year	Opponents' Fumbles Recovered				
	No.	Yds.	Avg.	Long	TD
1987	1	0	0.0	0	0



BROOKS, Cont.

was a member of the National Honor Society and received his school's scholar-athlete award. He earned his degree from Michigan in pre-law. Kevin supports the Big Brothers program in Dallas and speaks on behalf of the Justice Department's "Just Say No" anti-drug program. He and wife Sonja live in Irving, Texas.



Cornell Burbage ★ 15

WIDE RECEIVER • KENTUCKY • 2nd YEAR
HT: 5-10 • WT: 181 • BORN: 2/22/65 • FA FOR '87

PRO: Signed as a free agent in the spring of 1987, Cornell Burbage led the Cowboys in receiving yards in preseason with 88 on five receptions and had the team's longest punt return (13 yards vs. Houston). He was released on the final cutdown day on Sept. 7, and was a big-play receiver when re-signed for the replacement team. **GAMES/STARTS: 1987 (3/2).**

COLLEGE: Burbage caught 24 passes for 331 yards for Kentucky in 1986. He finished third in the SEC in kickoff returns with a 23.1 average and fifth in the SEC in punt returns with a 6.7 average. In 1985 he caught a career-high seven passes for 131 yards against Mississippi State on his way to leading the Wildcats in receiving yards with 418 that year. He finished his career with 64 receptions for 988 yards and played in the Blue-Gray game following the 1986 season.

PERSONAL: Cornell Rodney Burbage earned all-state honors in football and track at Bryan Station High School in Lexington, KY. A math major at Kentucky, he has a son, Cornell Rodney Burbage II.

BURBAGE'S COWBOYS TOTALS

Year	Receiving				Year	Punt Returns				
	No.	Yds.	Avg.	Long TD		No.	Yds.	Avg.	FC	Long TD
1987	7	168	24.0	77t 2	1987	5	29	5.8	1	13 0



Ron Burton ★ 57

LINEBACKER • NORTH CAROLINA • 2nd YEAR
HT: 6-1 • WT: 245 • BORN: 5/2/64 • FA FOR '87

PRO: The surprise of the 1987 rookie class was linebacker Ron Burton, an unheralded free agent who by season's end had thrust himself into the race for a starting job in 1988. Burton was the only rookie free agent to make the team coming out of training camp. He was a special teams standout most of the season before getting a chance to play linebacker in December. He led Dallas in special teams tackles with 19 and earned the Oscar Mayer/Cowboys special teams player of the week award twice, against New England and Atlanta. He also recovered a fumbled kickoff against the Giants to set up a field goal in the Cowboys' upset victory in November. But Burton made his biggest

impact when a series of injuries to the linebackers forced Tom Landry to juggle his lineup and start Burton at middle linebacker for two of the last three games. Burton was nothing short of sensational, stuffing ball carriers at the line of scrimmage and making hits that left opponents wincing and teammates smiling. In the season finale against St. Louis, Burton recorded 17 tackles, knocked down three passes and forced a fumble. With Eugene Lockhart returning to his middle linebacker spot, Burton entered this season hoping to win a starting job at left linebacker. "He's built more like a middle linebacker," Landry says, "but he's got the speed to play outside and he's a football player and outside is where he can help us right away." GAMES/STARTS: 1987 (12/2).

COLLEGE: A two-year starter at defensive end, Burton was named North Carolina's outstanding defensive lineman in 1986 after leading the Tar Heels in sacks with eight. He had 15 sacks and 161 tackles during his career.

PERSONAL: Ronald Leon Burton was an all-state linebacker at Highland Springs, Va., High School, where he also starred in basketball. He received a degree from North Carolina in industrial relations. In his spare time Ron enjoys playing golf and listening to music.

BURTON'S COWBOYS TOTALS

Year	Tackles — QB Traps				Year	Opponents' Fumbles Recovered				
	Solo	Ast.	Tot.	Tps.		No.	Yds.	Avg.	Long	TD
1987	18	11	29	0	1987	1	0	0.0	0	0

Thornton Chandler ★ 89



TIGHT END • **ALABAMA** • **3rd YEAR**
HT: 6-5 • **WT: 242** • **BORN: 11/27/63** • **D-6A FOR '86**

PRO: Since making the Cowboys as the sleeper of the 1986 draft class, Chandler has been a solid backup to starter Doug Cosbie. Primarily known as a blocker at a run-oriented Alabama, Thornton has shown ability as a receiver with the Cowboys. Chandler has the prototype tight end features — good height, long arms, excellent hands and solid blocking ability. He now is looked upon as the eventual replacement for Cosbie. In his first two years with Dallas, Thornton caught just 11 passes. But of the 11 receptions, three went for touchdowns. GAMES/STARTS: 1986 (15/1), 1987 (12/1). Total — 27/2.

COLLEGE: Thornton Chandler finished third on the Alabama squad with 16 catches for 244 yards in 1985 and was considered one of the most improved players on the Crimson Tide. In three seasons Chandler averaged 15.8 yards per catch (32-504) including a career-long 52-yarder as a sophomore against Mississippi in 1983. He played at Florida A&M as a freshman in 1981 before transferring to Alabama.

PERSONAL: A native of Jacksonville, Fla., Thornton Greene Chandler was an All-America tight end at Raines High School. As a senior he caught 10 passes

(Continued on next page)

CHANDLER'S COWBOYS TOTALS

Year	Receiving				
	No.	Yds.	Avg.	Long	TD
1986	6	57	9.5	15	2
1987	5	25	5.0	9	1
Totals	11	82	7.5	15	3

CHANDLER, Cont.

for 170 yards and two touchdowns against Lake City. Chandler's father Tommy was a defensive end on the same Matthew Gilbert High School team as former Cowboys receiver Bob Hayes. Chandler's father and Hayes also played together at Florida A&M. Thornton worked toward his degree in recreation administration at Alabama in the offseason. He has a son, Thornton Chandler, Jr. (6/10/80).



Steve Cisowski ★ 70

TACKLE • **SANTA CLARA** • **2nd YEAR**
HT: 6-5 • **WT: 275** • **BORN: 1/23/63** • **FA**

PRO: Steve Cisowski was signed as a free agent by the Cowboys and released on the final cutdown day in '87, then re-signed for the replacement team. He was picked in the eighth round of the 1986 draft by the Giants and released in preseason. **GAMES/STARTS: 1987 (3/3).**

COLLEGE: A four-year starter at both guard and tackle at Santa Clara, Cisowski was a unanimous All-Western Football Conference pick at left tackle in 1985. Cisowski, who started 32 straight games, was part of the offensive line that propelled the Santa Clara offense to a school-record 751 yards against San Francisco State in 1985. He weighed 215 pounds when he entered Santa Clara.

PERSONAL: Cisowski (pronounced Siz-OW-skee) earned letters in football, basketball, wrestling and track at Westmont High School in Campbell, Calif. He earned his degree in economics at Santa Clara.



Darryl Clack ★ 42

RUNNING BACK • **ARIZONA STATE** • **3rd YEAR**
HT: 5-10 • **WT: 220** • **BORN: 10/29/63** • **D-2 FOR '86**

PRO: Darryl Clack's opportunities to contribute while playing behind Herschel Walker and Tony Dorsett the past two years were limited, but with Dorsett's move to Denver the pace promised to quicken for Clack. When the opportunity presented itself, Darryl showed why the Cowboys used such a high draft pick on him. He has a smooth, gliding style that in 1987 produced the Cowboys' highest kickoff return average since 1982. His 21.9 average per return placed him seventh among NFC kickoff returners. In '86 as a rookie, Darryl averaged 22.2 yards per return. Tom Landry has been vocal in his compliments for Clack's skills as a return man, running back and receiver, and said after the '87 season the Cowboys made a mistake not utilizing Darryl more often. **GAMES/STARTS: 1986 (16/0), 1987 (12/0). Total — 28-0.**

COLLEGE: A four-year starter and two-time All-PAC 10 selection, Clack suffered a fractured fibula in the second game of his senior year and missed the final seven games of the regular season. He rushed for 1,052 yards and caught 32 passes for 385 yards as a junior. Clack became the first player in Arizona State history to gain over 100 yards rushing and receiving in the same game.

PERSONAL: A native of San Antonio, Texas, Darryl Earl Clack moved to Security, Colorado, following the eighth grade. He earned all-state football

honors, was an eight-time Colorado dash champion and lettered in basketball at Widefield High School.

CLACK'S COWBOYS TOTALS

Year	Rushing					Year	Receiving				
	No.	Yds.	Avg.	Long	TD		No.	Yds.	Avg.	Long	TD
1986	4	19	4.8	8	0	1986	1	18	18.0	18	0

Kickoff Returns

Year	No.	Yds.	Avg.	Long	TD
1986	19	421	22.2	51	0
1987	29	635	21.9	48	0
Totals	48	1056	22.0	51	0

Doug Cosbie ★ 84



TIGHT END • **SANTA CLARA** • **10th YEAR**
HT: 6-6 • **WT: 242** • **BORN: 2/27/56** • **D-3 FOR '79**

PRO: The Cowboys' all-time leading receiver among tight ends, Doug Cosbie passed Billy Joe DuPree's former No. 1 total midway through the '87 season. Cosbie's 288 catches rank him fifth on the all-time Dallas receiving list. While his role in the Cowboys' offense diminished somewhat the past two seasons (28 and 36-reception years after 60 and 64-catch campaigns), Doug's abilities haven't. A three-time Pro Bowler, coaches said he would be more involved in the passing game in '88. A Dallas newspaper once described Cosbie as "the consummate Cowboy — the diplomat, the hard worker, the willing learner, the unknown collegiate with the unlimited talent, the draft find." Cosbie, who's never missed a game for which he was in uniform, was the fourth tight end taken in the '79 draft behind Kellen Winslow, Dan Ross and Ronnie Lee. **GAMES/STARTS:** 1979 (16/1), 1980 (16/0), 1981 (16/0), 1982 (9/9), 1983 (16/16), 1984 (16/16), 1985 (16/16), 1986 (16/15), 1987 (12/12). Total — 133/85

(Continued on next page)

COSBIE'S COWBOYS TOTALS

Year	Rushing					Year	Opponents' Fumbles Recovered				
	No.	Yds.	Avg.	Long	TD		No.	Yds.	Avg.	Long	TD
1981	4	33	8.3	15	0	1980	2	0	0.0	0	0
1982	1	-2	-2.0	-2	0						
1986	1	9	9.0	9	0						
1987	1	-5	-5.0	-5	0						
Totals	7	35	5.0	15	0						

Year	Kickoff Returns					Year	Receiving				
	No.	Yds.	Avg.	Long	TD		No.	Yds.	Avg.	Long	TD
1980	1	13	13.0	13	0	1979	5	36	7.2	12	0
1981	1	0	0.0	0	0	1980	2	11	5.5	5	1
1982	1	4	4.0	4	0	1981	17	225	13.2	28	5
1983	2	17	8.5	10	0	1982	30	441	14.7	45	4
Totals	5	34	6.8	13	0	1983	46	588	12.8	61	6
						1984	60	789	13.2	36	4
						1985	64	793	12.4	42	6
						1986	28	312	11.1	22	1
						1987	36	421	11.7	30	3
						Totals	288	3616	12.6	61	30

SINGLE-GAME CAREER HIGHS

Regular Season
 Rcpt.—11 (9/15/85 @ Detroit)
 Yds. Rec.—159 (9/15/85 @ Detroit)
 Lg. Rec.—61t (10/30/83 @ Giants)
 TD Rcpt.—2 twc., 1st, (11/24/85 vs. Phil.)

Playoffs
 Rcpt.—6 (1/4/86 @ Rams)
 Yds. Rec.—62 (12/26/83 vs. Rams)
 Lg. Rcpt.—22 (12/26/83 vs. Rams)
 TD Rcpt.—1 (3t, 1st 12/26/83 vs. Rams)

COSBIE, Cont.

COLLEGE: Cosbie caught 120 passes for 1,721 yards and 10 touchdowns in four years at Santa Clara, three as a starter. In his senior year he served as team captain and was voted the club's offensive MVP and honorable mention All-Pacific Coast. He also attended Holy Cross College in Worcester, Mass., and DeAnza Junior College in Cupertino, Calif.

PERSONAL: Douglas Durant Cosbie is a native of Mt. View, Calif., where he attended St. Francis High and played football, basketball and track. Doug was the 1984 Cowboys winner of the NFL Man of the Year contest, which recognizes the NFL's top citizen-athletes. Doug gives his time to a variety of civic causes, including the Special Olympics for the handicapped, Multiple Sclerosis, the American Heart Association and Cystic Fibrosis. Doug also is forming the Doug Cosbie Youth and Family Growth Center for troubled adolescents and their families in the Dallas area. Doug has a degree in marketing. He enjoys horse-back riding. He and wife Sherry live in McKinney, Texas, with children Matthew Douglas (8/19/80), Kari Kirrene (7/2/83) and Andrew Richard (8/17/86), who is called "Drew" after former Cowboys receiver Drew Pearson.



Steve DeOssie ★ 55

LINEBACKER • **BOSTON COLLEGE** • **5th YEAR**
HT: 6-2 • **WT: 249** • **BORN: 11/22/62** • **D-4 FOR '84**

PRO: Steve DeOssie, the Cowboys' biggest linebacker, is most familiar to Cowboys fans as a big hitter on special teams and in short-yardage and goal-line situations. Last year DeOssie got a chance to play full-time in the last two games, and he made the most of the opportunity. Normally the backup to Eugene Lockhart at middle linebacker, DeOssie volunteered to move to left linebacker when a late season rash of injuries left the club short of outside backers. Making the first two starts of his career, Steve turned in an outstanding performance, helping the Cowboys win their final two games by making seven tackles in each game and knocking down two passes. DeOssie's late-season showing made him a candidate for a starting job in '88 and solidified the Cowboys' depth at linebacker. "Steve is an aggressive hitter," Tom Landry says. "He gives us experienced depth in the middle or outside, and he's one of our best special teams players." DeOssie was the Oscar Mayer/Cowboys special teams player of the week versus Detroit (11/15) and finished fourth on the team in special teams tackles with 13. **GAMES/STARTS:** 1984 (16/0), 1985 (16/0), 1986 (16/0), 1987 (11/2). Total — 59/2.

COLLEGE: DeOssie was a four-year starter at middle linebacker for Boston College, earning All-East honors twice and being named second team AP All-America in 1983. A senior co-captain, Steve was the Eagles' leading tackler from 1981 through '83.

DeOSSIE'S COWBOYS TOTALS

Year	Tackles — QB Traps		Tot.	Tps.
	Solo	Ast.		
1984	4	4	8	0
1985	3	3	6	0
1986	4	3	7	0
1987	15	11	26	0
TOTALS	26	21	47	0

PERSONAL: Steven Leonard DeOssie and wife Diana have three children — Nichole (5/24/83), and twins Zak and Christina (5/25/84). Steve was an All-State football, basketball and baseball player at Don Bosco High School in Roslindale, Mass. Steve was a full-time student last offseason, studying communications at Brookhaven College near Dallas. He contributes his time to the Winter Special Olympics in New Mexico and the Big Brothers program in Dallas. He and Diana also work with the American Red Cross. Steve's hobbies include motorized hang gliding.

Michael Downs ★ 26



SAFETY ● **RICE** ● **8th YEAR**
HT: 6-3 ● **WT: 212"** ● **BORN: 6/9/59** ● **FA FOR '81**

PRO: In 1987, for the seventh year in a row, Downs led the Cowboys' secondary in tackles and his 86 stops were the best total on the team. A model of consistency, he has played in 100 games and started 100 games as a pro. After a slow start, Michale finished the '87 campaign on an extremely strong note with 37 tackles, five passes defended and an interception in the last four games. His four interceptions for the season were second on the club only to fellow '81 free agent discovery Everson Walls. The Cowboys are hoping for a return to the level Downs displayed in '84 and '85, when he was named to several All-Pro teams and established himself as one of the league's top free safeties. Michael finished the 1987 season with 32 career interceptions, tied with Lee Roy Jordan for sixth on the all-time Dallas list in that department. **GAMES/STARTS:** 1981 (15/15), 1982 (9/9), 1983 (16/16), 1984 (16/16), 1985 (16/16), 1986 (16/16) 1987 (12/12). Total — 100/100.

COLLEGE: Despite being a three-year starter and a co-captain at Rice, Downs' play as a senior was hampered by a pinched nerve in his shoulder and he was not drafted. The Cowboys signed him as a free agent, along with fellow Dallas native and fellow future All-Pro Everson Walls, making 1981 a vintage year for Cowboys free agents.

PERSONAL: Michael Lynn Downs attended South Oak Cliff High School in Dallas, the same school as former teammate Harvey Martin. Michael earned
(Continued on next page)

DOWN'S' COWBOYS TOTALS

Year	Pass Interceptions					Year	Opponents' Fumbles Recovered				
	No.	Yds.	Avg.	Long	TD		No.	Yds.	Avg.	Long	TD
1981	7	81	11.6	21	0	1981	1	0	0.0	0	0
1982	1	22	22.0	22	0	1982	3	87	29.0	86t	1
1983	4	80	20.0	28	0	1983	2	10	5.0	10t	1
1984	7	126	18.0	27t	1	1984	2	28	14.0	28	0
1985	3	11	3.7	11	0	1985	3	0	0.0	0	0
1986	6	54	9.0	31	0	1986	1	17	17.0	17	0
1987	4	56	14.0	27	0	1987	1	0	0	0	0
TOTALS	32	430	13.4	31	1	TOTALS	13	142	10.9	86t	2

Tackles — QB Traps

Year	Solo	Ast.	Tot. — Tps.
1981	72	38	110 — 0
1982	49	21	70 — 1
1983	76	35	111 — 1½
1984	96	40	136 — 3½
1985	69	47	116 — ½
1986	60	41	101 — 1
1987	58	28	86 — 0
TOTALS	480	250	730 — 7½

DOWNNS, Cont.

degrees at Rice in business, political science and physical education. He has worked in youth marketing for the Dr Pepper Company of Dallas. During the '85 season he wrote a weekly column for the Dallas Morning News. He is manager of the Hoopsters, the players' offseason basketball team. Michael and wife Vanessa live in Dallas with daughter Carolyn (6/9/84).



Kelvin Edwards ★ 81

WIDE RECEIVER • **LIBERTY** • **3rd YEAR**
HT: 6-2 • **WT: 205** • **BORN: 7/19/64** • **FA FOR '87**

PRO: The star of the replacement team last year was Kelvin Edwards, who caught 14 passes for 272 yards and three touchdowns and added a 62-yard touchdown run on a reverse in the three games during the strike. He was named the NFC offensive player of the week after catching six passes for 100 yards and scoring on the 62-yard reverse against Philadelphia (10/11). A few weeks after the regulars returned, Edwards found himself back in the starting lineup, where he remained the rest of the year as the Cowboys' primary deep threat. Kelvin is blessed with exceptional speed and size and the Cowboys are counting on him to be a key weapon in the passing attack. The Cowboys were interested in Edwards in the '86 draft, but he was snared by the New Orleans Saints in the fourth round. After catching nine passes in the Saints' final six games of '86, Edwards went to camp last year as a contender for a starting job. But he was released following the preseason. A month later he signed with the Cowboys. **GAMES/STARTED:** 1986 (14/3-N.O.), 1987 (13/9). **Total — 27/12.** (Dallas-13/9.)

COLLEGE: Edwards led Liberty Baptist in receptions, receiving yards, touchdown receptions, scoring, kickoff returns and punt returns as a senior. He also broke the school career records in those categories. Edwards caught a pass in 32 consecutive games and 39 of his 41 collegiate games. He also holds the school records in the 300 and 400-meter runs.

PERSONAL: Kelvin Mack Edwards attended Russell High School in East-point, Ga. He received his degree in health and physical education from Liberty University. Kelvin and wife Dien live in Irving, Texas. Kelvin enjoys bowling, fishing, golf and speaking to church groups.

EDWARDS' SAINTS TOTALS

Year	Receiving				
	No.	Yds.	Avg.	Long	TD
1986	10	132	13.2	24	0

EDWARDS' COWBOYS TOTALS

Year	Receiving				
	No.	Yds.	Avg.	Long	TD
1987	34	521	15.3	38t	3

Year	Kickoff Returns				
	No.	Yds.	Avg.	Long	TD
1987	7	155	22.1	32	0

Year	Rushing				
	No.	Yds.	Avg.	Long	TD
1987	2	61	30.5	62t	1

SINGLE-GAME CAREER HIGHS

Regular Season
 Receptions—7 (12/6/87 vs. Atlanta)
 Yds. Rec.—104 (10/19/87 vs. Washington)
 Lg. Recept.—38t (10/19/87 vs. Washington)
 TD Recept.—2 (10/4/87 @ N.Y. Jets)

Year	No.	Punt Returns				
		FC	Yds.	Avg.	Long	TD
1987	8	1	75	9.4	13	0

Steve Folsom ★ 85



TIGHT END ● **UTAH** ● **3rd YEAR**
HT: 6-5 ● **WT: 236** ● **BORN: 3/21/58** ● **FA FOR '87**

PRO: Folsom provided solid support at tight end in 1987 as a surprise 29-year-old roster addition. Steve resigned with Dallas in mid-season after he was released on the final cut of training camp. Although he did not catch a pass, he was considered perhaps the best blocking tight end on the club. Replacing Doug Cosbie, Folsom wound up springing a key block during Herschel Walker's 60-yard overtime dash that beat New England in November. Steve previously played three seasons with the Philadelphia/Baltimore team in the USFL and briefly with the Philadelphia Eagles (three games in '81) and New York Giants (two games in '82). **GAMES/STARTS:** 1981 (3/0-Phil.), 1982 (2/0-N.Y.G.) 1987 (9/0). Total — 14/0 (Dallas-9/0)

COLLEGE: A three-year starter at Utah, Folsom caught 56 passes for 853 yards and eight TDs in his career. As a senior in 1980 he caught 23 passes for 352 yards and one touchdown. He earned honorable mention All-WAC honors as a junior. Folsom attended Long Beach State as a freshman before transferring to Utah.

PERSONAL: Steven Mark Folsom attended Santa Fe (Calif.) High School. He earned his degree in commercial recreation from Utah and worked as strength and conditioning coach for the U.S. Ski team. Folsom also was a reserve on the 1980 Utah basketball team that advanced to the NCAA playoffs.

FOLSOM'S STARS TOTALS (USFL)

Year	Receiving				
	No.	Yds.	Avg.	Long	TD
1983	26	286	11.0	45	1
1984	46	485	10.5	42t	6
1985	1	4	4.0	4	0
Totals	73	775	10.6	45	7

Todd Fowler ★ 46



FULLBACK ● **STEPHEN F. AUSTIN** ● **4th YEAR**
HT: 6-3 ● **WT: 222** ● **BORN: 6/9/62** ● **S-1 FOR '84**

PRO: Todd Fowler, the Cowboys' first choice in the 1984 supplemental draft of USFL players, has been a valuable reserve the past three seasons. The versatile veteran can play fullback or tight end, and he's an outstanding special teams contributor. "He's smart, he knows our system and he's

(Continued on next page)

FOWLER'S COWBOYS TOTALS

Rushing						Receiving					
Year	No.	Yds.	Avg.	Long	TD	Year	No.	Yds.	Avg.	Long	TD
1985	7	25	3.6	6	0	1985	5	24	4.8	10	0
1986	6	5	.8	2	0	1986	1	19	19.0	19	0
Totals	13	30	2.3	6	0	1987	1	6	6.0	6	0
						Totals	7	49	7.0	19	0

Kickoff Returns						Opponents' Fumbles Recovered					
Year	No.	Yds.	Avg.	Long	TD	Year	No.	Yds.	Avg.	Long	TD
1985	3	48	16.0	20	0	1986	1	0	0.0	0	0

FOWLER, Cont.

a great competitor," Tom Landry says. "He'll block and catch and he'll run tough." In 1986 Fowler received a game ball for his special teams play against San Diego (11/16) and recovered a fumbled punt vs. Denver (10/5) to set up a Dallas touchdown. Todd was a top player in the USFL. In two seasons with the Houston Gamblers he rushed for 1,405 yards and 14 TDs in 262 carries. He also caught 51 passes for 540 yards and three touchdowns. He set a USFL single-game rushing mark of 208 yards vs. Denver in 1984. The record was broken by Herschel Walker. GAMES/STARTS: 1985 (8/0), 1986 (16/0), 1987 (12/1). Total — 36/1.

COLLEGE: After two years as a strong safety and tight end at Henderson, Texas, Junior College, Fowler transferred to Stephen F. Austin. A second-team All-Lone Star Conference selection at tight end his senior year, Fowler caught 48 passes for 469 yards in two years with the Lumberjacks.

PERSONAL: A native of Van, Texas, 50 miles east of Dallas, Fowler was a second-team all-state tight end at Van High School where he was coached by his father Mal, who played fullback at TCU in the early '50s. After leading his team to the state championship his senior year, Todd, who also lettered in track, was named to the East Texas all-decade team as a strong safety. Fowler and his brother Jeff own Free State Drilling, an east Texas oil company.



Ron Francis ★ 38

CORNERBACK ● **BAYLOR** ● **2nd YEAR**
HT: 5-9 ● **WT: 199** ● **BORN: 4/7/64** ● **D-2 FOR '87**

PRO: To say Ron Francis endured a pressure-packed first season in the NFL is a vast understatement. After Dallas traded cornerback Ron Fellows in August, Francis was pencilled in to replace him as the starting

right cornerback. It didn't help matters any that Francis, who would already see plenty of passes his way because of his rookie status, was playing opposite All-Pro left cornerback Everson Walls. However, the first rookie to start a season opener for Dallas since Michael Downs in 1981 handled his extra burden quietly. As a matter of fact he did everything quietly. "If you took Francis and Ed Jones (also known for his silence) and put them together," says Cowboys assistant Dick Nolan, "You wouldn't hear a word for a month." Francis had his share of learning errors but he also showed why Dallas has so much confidence in him. Against New England (11/15) Francis returned his first NFL interception 18 yards for a touchdown. The following week against Dan Marino and the Miami air attack, Francis picked off one pass and had another bounce from his chest when he hit the ground. He tied for the team lead in forced fumbles and fumbles recovered and finished second to Walls in passes defended with 12. Francis had a key part in Dallas' two victories over the Giants last year. At the Meadowlands he recovered a fumble and in Texas Stadium he caused a fumble that set up a Cowboys field goal. GAMES/STARTS: 1987 (11/11).

FRANCIS' COWBOYS TOTALS

Year	Opponents' Fumbles Recovered					Year	Tackles — QB Traps			
	No.	Yds.	Avg.	Long	TD		Solo	Ast.	Tot.	Tps.
1987	2	2	1.0	2	0	1987	40	8	48	0
Interceptions										
Year	No.	Yds.	Avg.	Long	TD					
1987	2	18	9.0	18t	1					

COLLEGE: Francis was a two-time All-Southwest Conference pick, the SWC defensive player of the year in 1985 and led the Southwest Conference in interceptions his final two seasons at Baylor. He played running back as a sophomore in 1984 before returning to defensive back.

PERSONAL: At LaMarque (Tex.) High School, Francis starred in football and track. His brother James started at linebacker for Baylor the past two seasons. Francis majored in physical education at Baylor.

Kevin Gogan ★ 66



TACKLE ● **WASHINGTON** ● **2nd YEAR**
HT: 6-7 ● **WT: 310** ● **BORN: 11/2/64** ● **D-8 FOR '87**

PRO: When Phil Pozderac decided to retire last Oct. 22 following the strike, the starting right tackle position was handed to a giant rookie from the University of Washington named Kevin Gogan. As if that wasn't already asking enough, Gogan's opponent in his first start was Philadelphia All-Pro left end Reggie White. Gogan made a good showing against White and held onto the starting position for the rest of the season. Gogan gained tremendous experience in his rookie year and gave the Cowboys reason to think they might have a solid pro. Kevin has the kind of size and toughness that offensive line coach Jim Erkenbeck favors. **GAMES/STARTS: 1987 (11/10).**

COLLEGE: Gogan was a three-year starter at right tackle at Washington. He earned honorable mention All-PAC 10 honors as a junior. He was an honorable mention All-America and second-team All-PAC 10 pick his senior year when he served as a team co-captain. Kevin played in the 1987 Hula Bowl.

PERSONAL: Kevin Patrick Gogan led Sacred Heart High School in Pacifica, Calif., to two city championships as an offensive and defensive tackle. He was also an outstanding baseball catcher and first baseman.

Tommy Haynes ★ 27



SAFETY ● **SOUTHERN CALIFORNIA** ● **2nd YEAR**
HT: 6-0 ● **WT: 190** ● **BORN: 2/6/63** ● **FA**

PRO: Tommy Haynes signed as a free agent with the Rams in 1987, was released on one of the final cut-down days and joined Dallas for the replacement season. He went to training camp with the Cowboys in 1986, injured his thumb and was placed on injured reserve. He was released midway through the season. Haynes also spent two weeks in the Cowboys camp in 1985 after playing with Portland of the USFL earlier that year. He started six games for the Breakers, intercepting one pass for 29 yards. Tommy led the Cowboys' replacement team in interceptions (3), passes defended (6) and quarterback sacks (3). **GAMES/STARTS: 1987 (3/3).**

(Continued on next page)

HAYNES' COWBOYS TOTALS

Year	Interceptions				Year	Tackles — QB Traps			
	No.	Yds.	Avg.	Long TD		1987	Solo	Ast.	Tot.
1987	3	7	2.3	7 0	1987	18	5	23	— 3

HAYNES, Cont.

COLLEGE: A two-year starter at USC, Haynes earned All-PAC 10 and honorable mention All-America honors in 1984. He capped off his Trojan career with a two-interception performance to help USC to a 20-17 victory over Ohio State in the Rose Bowl. Haynes attended Mt. San Antonio College for two years before transferring to USC.

PERSONAL: Tommy Haynes earned all-San Gabriel Valley honors as a defensive back at Covina (Calif.) High School. He also lettered in baseball and basketball.



Mike Hegman ★ 58

LINEBACKER • TENNESSEE STATE • 13TH YEAR
HT: 6-1 • WT: 226 • BORN: 1/17/53 • D-7 FOR '75

PRO: It came as no surprise towards the end of the 1987 season when Mike Hegman decided against the retirement he had announced earlier that spring.

The dean of Cowboys linebackers, who had been a part of Cowboys teams that played in 18 playoff games, won six NFC East titles and appeared in two Super Bowls, didn't want to end his career on a losing note. Hegman contributed in several big games last year before suffering a broken leg against Washington (12/13) that ended his season. In each of the upset wins over the Giants Hegman recorded five tackles and a sack. In the Thanksgiving contest against a Vikings team that would advance to the NFC title game, he had a season-high eight tackles and a sack. In 1986 Hegman led all linebackers in passes defended with six, even though he was replaced on passing downs. Against St. Louis (10/26) Hegman earned a game ball with a sack and two passes defended. "Mike's the kind of football player who doesn't make many mistakes and he's got great football instincts," says linebacker coach Jerry Tubbs. The best evidence of those instincts came in Super Bowl XIII when Hegman swiped the ball from Pittsburgh's Terry Bradshaw and raced 37 yards for a second-quarter touchdown. A starter since 1979 when Thomas Henderson was released with four games left in the season, Hegman recovered a fumble in the endzone for a TD at Philadelphia (10/19) and had two interceptions against Seattle (11/27) in his first full season as a starter in 1980. He suffered a dislocated elbow in the playoff opener vs. the Ram (12/28) and missed the final two playoff games. His bad luck continued in the 1981 season-opener against Washington (9/6) when he broke a bone in his right forearm and missed the next five

HEGMAN'S COWBOYS TOTALS

Year	Pass Interceptions				
	No.	Yds.	Avg.	Long	TD
1977	1	0	0.0	0	0
1980	2	2	1.0	2	0
1984	3	3	1.0	3	0
1985	1	7	7.0	7	0
Totals	7	12	1.7	7	0

Year	Opponents' Fumbles Recovered				
	No.	Yds.	Avg.	Long	TD
1978	2	0	0.0	0	0
1980	1	0	0.0	0	1
1983	1	9	9.0	9	1
1984	1	0	0.0	0	0
1985	1	0	0.0	0	0
1987	1	0	0.0	0	0
Totals	7	9	1.3	9	2

Year	Tackles — QB Traps			
	Solo	Ast.	Tot.	Tps.
1977	8	10	18	0
1978	25	19	44	2
1979	20	23	43	0
1980	63	22	85	3
1981	30	19	49	0
1982	24	22	46	1½
1983	42	29	71	1
1984	42	29	71	3½
1985	53	26	79	5½
1986	42	35	77	1
1987	29	18	47	3
Totals	378	252	630	20½

games. In '83 Mike returned a fumble nine yards for a touchdown against the Raiders (10/23). In '84 he intercepted a career-high three passes and earned coaches game balls for wins over the Eagles and the Colts. He set another career-high in 1985, this time for sacks with 5½. Hegman also earned a defensive game ball for his play against Philadelphia (11/24). GAMES/STARTS: 1976 (14/0), 1977 (14/1), 1978 (16/3), 1979 (16/5), 1980 (16/16), 1981 (11/10), 1982 (9/9), 1983 (16/16), 1984 (16/16), 1985 (16/15), 1986 (16/16), 1987 (10/10): Total — 170/117.

COLLEGE: Hegman transferred from Alabama A&M and made Tennessee State's football team as a walk-on. He played middle linebacker on the Tigers' 10-0 1973 team, led the club in tackles in '74 and played on the same defense with Ed "Too Tall" Jones.

PERSONAL: A native of Memphis (Northside High), Michael William Hegman has a degree from Tennessee State in physical education. Mike has participated in fund-raising events for St. Jude's Children's Hospital in Memphis, the Special Olympics and the Muscular Dystrophy Association. He has a daughter, Mikia (8/22/76).





Manny Hendrix ★ 45

CORNERBACK • **UTAH** • **3rd YEAR**
HT: 5-10 • WT: 181 • BORN: 10/20/64 • FA FOR '86

PRO: Manny Hendrix took a giant step forward last Dec. 27 in his quest to become a successful NFL cornerback. The former University of Utah basketball star received the first start of his young career, subbing for injured right corner Ron Francis against St. Louis in the final game of the season. Hendrix earned new respect and gained new confidence when he played an outstanding game in the victory over the Cardinals. His efforts earned him a game ball from the coaching staff. "Hendrix has a great chance to succeed because he has the speed and natural ability to cover," Tom Landry says. "He just has to learn the game." Prior to joining the Cowboys, Hendrix had not played football since high school when he was an All-America cornerback at South Mountain High in Phoenix. The Cowboys released Hendrix as a rookie on Aug. 26, 1986, but re-signed him on Sept. 23. He was used primarily as an extra defensive back in passing situations in his first two seasons. More than 20 years ago, the Cowboys successfully converted another basketball star from Utah into an All-Pro defensive back, Utah State's Cornell Green. GAMES/STARTS: 1986 (13/0), 1987 (12/1). Total — 25/1.

COLLEGE: Hendrix finished his basketball career as Utah's eighth all-time leading scorer with 1,493 points (12.1 per game). A four-year starter and senior co-captain, he was named honorable mention All-WAC his sophomore and junior years and second-team all-conference as a senior.

PERSONAL: Manuel Hendrix starred in football, basketball and track at South Mountain High School in Phoenix. Heavily recruited to play college football, he elected to play hoops instead and chose Utah, the only school to recruit him for basketball. Manny married his high school sweetheart, Kammie Baker. They have three daughters — Sharee (11/18/82), Sandra (2/13/84) and Crystal (6/13/85) — and live in Coppell, Texas. Manny supports the Big Brothers program in Salt Lake City and the Fellowship of Christian Athletes.

HENDRIX'S COWBOYS TOTALS

Year	Opponents' Fumbles Recovered				Year	Tackles — QB Traps			Tot.	Tps.
	No.	Yds.	Avg.	Long TD		Solo	Ast.			
1986	1	0	0.0	0 0	1986	10	3	13	—	0
					1987	18	4	22	—	0
					Totals	28	7	35	—	0



Jeff Hurd ★ 52

LINEBACKER • **KANSAS STATE** • **2nd YEAR**
HT: 6-2 • WT: 245 • BORN: 5/25/64 • FA FOR '87

PRO: Jeff Hurd was signed as a free agent by Dallas last year and released following the first preseason game. He was re-signed for the replacement team, released, then signed again late in the season. GAMES/STARTS: 1987 (5/0).

COLLEGE: Hurd was a starting defensive lineman for Kansas State the past two years. In 1986 he netted 57 tackles and five sacks as a defensive tackle and in 1985 he collected 62 tackles and four sacks as a defensive end. He played linebacker his first two years at Kansas State.

PERSONAL: Jeffrey Tonja Hurd starred in football, basketball and baseball at Lincoln Academy High School in Kansas City, MO. He was Kansas City prep athlete of the year in 1982. Hurd pitched for the Kansas State baseball team as a freshman compiling an 0-1 record with a 3.50 ERA. He and wife Debraniah have a daughter, Chassity (1/24/84).

HURD'S COWBOYS TOTALS

Year	Tackles — QB Traps			
	Solo	Ast.	Tot.	Tps.
1987	2	2	4	0

Garth Jax ★ 53



LINEBACKER • **FLORIDA STATE** • **3rd YEAR**
HT: 6-2 • **WT: 222** • **BORN: 9/16/63** • **D-11 FOR '86**

PRO: A broken hand limited Garth Jax' 1987 season to just three games. He spent the last nine games of the season on injured reserve. Jax was a longshot to make the team in 1986 after an injury-riddled college career, but his athletic ability and hustling attitude caught Tom Landry's attention. "He has good mobility and instincts," Landry says. Garth was released on the last cut in '86, but one week later, when Mike Renfro was placed on injured reserve, Jax was re-signed. Garth was a solid special teams contributor as a rookie, while also backing up the right linebacker position. He received a game ball for his special teams play against St. Louis (9/29). **GAMES/STARTS:** 1986 (16/0), 1987 (3/0). Total — 19/0.

COLLEGE: Jax endured an injury-plagued career at Florida State, including a kidney and spleen injury his junior year that put his football future in question. Garth returned in '85 to start and lead the Seminoles with six quarterback sacks despite being hampered all year by a broken thumb and bruised shoulder.

PERSONAL: James Garth Jax is a Houston native who led his Jesuit High School team to the 4-A state title three of his four years. He was an all-stater as a senior. Garth is active in the Fellowship of Christian Athletes, Campus Crusade for Christ and other ministries. He lives in Newark, Texas.

JAX'S COWBOYS TOTALS

Year	Tackles — QB Traps			
	Solo	Ast.	Tot.	Tps.
1986	1	0	1	0
1987	0	0	0	0
Totals	1	0	1	0



Jim Jeffcoat ★ 77

DEFENSIVE END • ARIZONA STATE • 6th YEAR
HT: 6-5 • WT: 263 • BORN: 4/1/61 • D-1 FOR '83

PRO: In the final two games of the 1987 season Jim Jeffcoat played better than he had all year. Against the Rams (12/21) he earned a game ball from the coaches for his constant pressure on quarterback Jim Everett. The next week against St. Louis he had five tackles, two sacks and knocked down two passes. In an effort to carry his final two games of 1987 over to the 1988 season, Jeffcoat worked out each morning in the offseason with Herschel Walker. Not only is Herschel the best person to help Jim improve his speed and thus his pass rushing ability, but he can teach Jeffcoat the ability to relax. "One thing about Jim, he's a workaholic," says Herschel. "He tries so hard at everything. But, I told him, you've got to first learn to relax." Many saw Jim's overzealousness as the reason for his slow start last season. "Sometimes he tries too hard," says Tom Landry. The New York Giants wish he wouldn't try at all. Twice in the past three seasons Jeffcoat intercepted a batted pass and returned it for a touchdown against the Giants. Last year he rambled 26 yards for the score after catching a Phil Simms pass that was batted down by Ed Jones. In that same game Jeffcoat also set up a field goal by returning a fumble eight yards. In 1985 the Simms-to-Jones-to-Jeffcoat tandem combined again for a 65-yard interception return for a touchdown. Earlier that season in Washington (11/10), Jeffcoat sacked Joe Theisman a club-record five times and had a club-season high 11 solo tackles. Over the past four years Jeffcoat has recorded more sacks (44½) than any other Cowboys player. After appearing in all 16 games as a rookie, mostly on special teams, Jeffcoat became a starter in 1984. In his first season as a starter he finished second to Randy White's 12½ sacks with 11½. He had the first of his three career TDs that year when he recovered a fumble in the endzone against the Saints to tie the score at 27 with 2:53 remaining in a game the Cowboys would win 30-27 in overtime. Jeffcoat recorded 12 sacks to finish second to Ed Jones who had 13 in 1985. He came through to lead the team in quarterback traps in 1986 with a career-high 14. **GAMES/STARTS:** 1983 (16/0), 1984 (16/16), 1985 (16/16), 1986 (16/16), 1987 (12/12). Total — 76/60.

COLLEGE: A three-year starter at Arizona State, Jim earned All-Pac 10 and honorable mention All-America honors after anchoring the 1982 Sun Devil

JEFFCOAT'S COWBOYS TOTALS

Year	Tackles — QB Traps			
	Solo	Ast.	Tot.	Tps.
1983	3	0	3	2
1984	50	32	82	11½
1985	50	27	77	12
1986	46	19	65	14
1987	30	14	44	5
Totals	179	92	271	44½


Year	Opponents' Fumbles Recovered				
	No.	Yds.	Avg.	Long	TD
1984	1	0	0.0	0	1
1985	2	0	0.0	0	0
1986	2	0	0.0	0	0
1987	2	8	4.0	8	0
Totals	7	8	1.1	8	1

Pass Interceptions

Year	No.	Yds.	Avg.	Long	TD
1985	1	65	65.0	65t	1
1987	1	26	26.0	26t	1
Totals	2	91	45.5	65t	2

defense that led the nation. He was named outstanding defensive player in Arizona State's 1983 Fiesta Bowl victory over Oklahoma, making 16 tackles, causing a fumble and getting a QB sack.

PERSONAL: From a family of six children, James Wilson Jeffcoat, Jr., is a Cliffwood, N.J., native who earned high school All-America honors at Matawan Regional High. He also lettered in wrestling. Jim, who graduated from Arizona State with a degree in communication, works with Special Olympics, Make-A-Wish Foundation and the Leukemia Society in Dallas, and the Boys Club in Arlington. The past two seasons Jim has presented the Sickle Cell Anemia Foundation of Dallas with \$100 for each of his sacks. He was the Cowboys' NFL Man of the Year in 1987. He lives in Carrollton with his wife Tammy, and son Jaren (10/1/87).





Ed Jones ★ 72

DEFENSIVE END • TENNESSEE STATE • 14th YEAR
HT: 6-9 • WT: 275 • BORN: 2/23/51 • D-1A FOR '74

PRO: In the history of the Dallas Cowboys, Ed "Too Tall" Jones ranks as one of the unforgettables, a certifiably larger-than-life character. Preparing in 1988 to tie the club record of 14 seasons played (shared by Bob Lilly, Lee Roy Jordan and Jethro Pugh), Too Tall shows little evidence of slowing down. Last year he rebounded from a sub-par '86 season to lead the team in sacks for the second time in the past three years. Those 10 sacks, including a single-game career-high four to spark an upset victory over the Giants (11/2), left him two short of 100 for his distinguished career. He also knocked down seven passes, giving him 68 in the past eight seasons, including a career-high 16 in 1984. Too Tall was the first pick in the 1974 draft, the only time the Cowboys have had the first selection. He left football after the 1978 season to pursue a career in boxing and won all six of his fights before deciding to return to the Cowboys in 1980. He then rose to the stardom that had been predicted for him. He was voted to three straight Pro Bowls, in 1981-82-83, and was named All-Pro by NEA in '81 and AP in '82. He also has been indestructible, having never missed a game in his career (214 including playoffs). Jones always has been at his best in the biggest games. Three years ago, for example, when the Cowboys upset the Giants for the division title, Too Tall was the key figure in the biggest play of the year. He batted Phil Simms' pass into the hands of Jim Jeffcoat, who ran 65 yards for a touchdown to swing the momentum in the Cowboys' 28-21 December victory for the NFC East crown. Incredibly, Too Tall and Jeffcoat pulled off the exact same touchdown play against Simms last year in Texas Stadium. Too Tall's awesome performance in that game — four sacks, two passes deflected for interceptions, including one for a touchdown, and a forced fumble that was recovered by the Cowboys, earned him NFC defensive player of the week honors. **GAMES/STARTS:** 1974 (14/0), 1975 (14/14), 1976 (14/14), 1977 (14/14), 1978 (16/16) 1979 (DNP), 1980 (16/16), 1981 (16/16), 1982 (9/9), 1983 (16/16), 1984 (16/16), 1985 (16/16), 1986 (16/16), 1987 (15/14). Total — 192/177.

COLLEGE: Jones was a two-time All-America at Tennessee State, where he also played two seasons of basketball. A college teammate dubbed him "Too Tall." Jones did not begin playing football until his senior year at Merry High in Jackson, Tenn.

PERSONAL: Edward Lee Jones, a native of Jackson, Tenn., is a partner in Dallas-based Imperial Investors with former teammate Preston Pearson. Too Tall has a degree in health and physical education, and all seven of his brothers and sisters also earned their degrees. The multi-talented Jones has appeared in two movies and made a guest appearance on the TV comedy "Diff'rent Strokes." He enjoys singing rhythm and blues at parties, especially "Stormy Monday," and he has released a record. He is active in promoting the Special Olympics and other charity causes.

JONES' COWBOYS TOTALS

Year	Opponents' Fumbles Recovered				
	No.	Yds.	Avg.	Long	TD
1975	1	0	0.0	0	0
1976	1	0	0.0	0	0
1980	3	0	0.0	0	0
1981	3	0	0.0	0	0
1982	1	0	0.0	0	0
1983	2	0	0.0	0	0
1984	2	0	0.0	0	0
1986	3	0	0.0	0	0
1987	1	0	0.0	0	0
Totals	17	0	0.0	0	0

Year	Pass Interceptions				
	No.	Yds.	Avg.	Long	TD
1975	1	2	2.0	2	0
1982	1	0	0.0	0	0
1983	1	12	12.0	12	0
Totals	3	14	4.7	12	0

Year	Tackles — QB Traps			
	Solo	Ast.	Tot.	Tps.
1974	33	16	49	3½
1975	40	29	69	5
1976	54	29	83	5
1977	48	22	70	6
1978	43	31	74	12
1980	48	34	82	8
1981	58	25	83	9
1982	35	11	46	6
1983	49	24	73	7
1984	63	23	86	8
1985	56	24	80	13
1986	54	26	80	5½
1987	41	20	61	10
Totals	622	314	936	98

Crawford Ker ★ 68

GUARD • FLORIDA • 4th YEAR
 HT: 6-3 • WT: 283 • BORN: 5/5/62 • D-3 FOR '85

PRO: The turning point in Crawford Ker's football career came when he departed for junior college in Arizona. His father, a native of Scotland and a former royal guard at Buckingham Palace, bought Crawford a one-way ticket and told him, "make it or else walk home." He returned home a JC All-America, starred at the University of Florida and became the Cowboys' third-round draft pick in 1985. By choosing Ker Dallas started a trend — in 1988 Dallas picked three linemen who average 297 pounds — in drafting bigger, stronger offensive linemen. After missing 11 games as a rookie due to a back injury, "Big Daddy" Ker became the starting right guard in training camp in 1986. Ironically, his first start came in the preseason game in London where Crawford's parents had lived before coming to the United States. "Crawford Ker is solid at guard and should get better," says Tom Landry. "He's been our only steady player in the offensive line over the past two years." Ker's regimen features some unique training techniques. He pushes a truck to simulate a blocking sled and boxes three times a week in the offseason to improve his footwork for pass protection. GAMES/STARTS: 1985 (5/0), 1986 (16/16), 1987 (12/12). Total — 33/28.

COLLEGE: Ker was a walk-on at Western Arizona Junior College, earned a scholarship, then became a JC All-America. He transferred to Florida and started 13 games at tackle, earning second-team All-Southwestern Conference and honorable mention All-America honors from Associated Press in 1984. He was a college teammate of Cowboys guard Jeff Zimmerman at Florida where they were part of the Gators' "Great Wall" of 1984.

PERSONAL: Crawford Francis Ker was born in Philadelphia, but moved with his parents to Florida where he became an all-conference football star at Dunedin, Fla., High School. Crawford's parents, Anne and George Ker, are natives of Scotland who moved to the United States in 1956.





George Lilja ★ 67

CENTER • MICHIGAN • 7th YEAR
HT: 6-4 • WT: 282 • BORN: 3/3/58 • FA FOR '87

PRO: The Cowboys signed George Lilja on Oct. 14, 1987 to add experienced depth and bulk at the center position. A month later Lilja was sharing the job with veteran Tom Rafferty, with Lilja playing on running downs and Rafferty replacing him in passing situations. Lilja played for three other NFL teams before joining the Cowboys. Drafted in the fourth round in 1981 by the Rams, Lilja spent his rookie year on injured reserve with an ankle injury. He played in all nine games of 1982, mostly on special teams. The Jets signed Lilja a month into the 1983 season after his release by the Rams. Toward the end of the 1984 season the Jets put George on waivers and he was signed by Cleveland. He started the final game of the '84 season for the Browns and played every down of the '85 season at left guard. But in 1986 Lilja returned to a reserve role with Cleveland, playing in all 16 games, mostly on special teams. GAMES/STARTED: 1981 (I.R.-Rams), 1982 (9/0-Rams), 1983 (1/0-Jets), 1984 (3/0-Jets, 4/1-Clev.), 1985 (16/16-Clev.), 1986 (16/0-Clev.), 1987 (5/0). Total — 54/17. (Dallas-5/0).

COLLEGE: A four-year letterman and two-year starter at Michigan, Lilja earned first-team All-America honors by Walter Camp after his senior season. He played in the Hula Bowl and Japan Bowl all-star games following the 1981 season.

PERSONAL: George Vincent Lilja earned All-Chicago honors as a center/defensive tackle at Carl Sandburg High in his hometown of Orland Park, Ill. His brother Dave played tight end for Indiana and signed a free agent contract with the Chicago Bears in 1988. Another brother, Larry, is the strength coach at Northwestern. George, wife Meg and children Danielle (8/19/87) and David (2/10/88) live in Chicago and Irving, Texas. George is a member of the Fellowship of Christian Athletes and Athletes in Action. He and Meg serve as counselors for Young Life. In his spare time George buys, re-models and re-sells houses.



Eugene Lockhart ★ 56



LINEBACKER • **HOUSTON** • **5th YEAR**
HT: 6-2 • **WT: 230** • **BORN: 3/8/61** • **D-6A FOR '84**

PRO: Before each game Eugene Lockhart goes through an unusual ritual. He mixes Ben Gay and Cramergesic lotion together then spreads it over his entire body. The mixture makes him more mean and irritable. Lockhart's temperament may be even worse this year after a broken fibula in his right leg against Atlanta (12/6) ended his 1987 season early. Prior to the injury Lockhart was having his best year. With a better understanding of the defenses and the athletic ability that earned him the nickname "The Hitting Machine," Lockhart is a strong candidate for Pro Bowl and All-Pro honors. "Eugene just understands the defense so much better than he used to," says Tom Landry. "He played better last season than he ever has. He is playing very well right now." Against the Patriots (11/15) Lockhart earned a game ball from the coaches for his 15-tackle performance. Two weeks later against Minnesota in what would be his final full game of the 1987 season, Lockhart tied his career-high with 17 tackles, had a sack, knocked down two passes and intercepted another which he returned 13 yards. Despite coming out on most passing downs and playing in only nine games, Lockhart led all linebackers in passes defended with five. He also had four games with ten or more tackles. In 1986 Lockhart led the team in tackles for the second year in a row and led the linebackers in sacks with five. Lockhart led Dallas in forced fumbles and fumble recoveries in his first full season as a starter in 1985. After earning notice from coaches for his hitting ability in training camp in 1984, Lockhart became the only rookie to ever start at middle linebacker for the Cowboys when veteran Bob Breunig was sidelined with a back injury. Lockhart is only the Cowboys' fourth middle linebacker in 29 years (Jerry Tubbs, Lee Roy Jordan and Breunig). **GAMES/STARTS:** 1984 (15/8), 1985 (16/15), 1986 (16/16), 1987 (9/9). Total — 56/48.

COLLEGE: A two-year starter at outside linebacker, Lockhart led Houston in 1983 with 134 tackles. A tri-captain, he earned All-Southwest Conference honors and his team's most valuable player award his senior year. A 1981 reserve for the Cougars, Lockhart won a starting berth in 1982 following a strong 1981 finish and fine performance in the spring.

(Continued on next page)

LOCKHART'S COWBOYS TOTALS

Pass Interceptions						Opponents' Fumbles Recovered					
Year	No.	Yds.	Avg.	Long	TD	Year	No.	Yds.	Avg.	Long	TD
1984	1	32	32.0	32	0	1984	1	0	0.0	0	0
1985	1	19	19.0	19t	1	1985	4	17	4.3	17	0
1986	1	5	5.0	5	0	1986	1	0	0.0	0	0
1987	1	13	13.0	13	0	1987	1	0	0.0	0	0
Totals	4	69	17.3	32	1	Totals	7	17	2.4	17	0

Tackles — QB Traps					Miscellaneous Scoring				
Year	Solo	Ast.	Tot.	Tps.	Year	TDRT	PAT	FG	Pts.
1984	49	37	86	2½	1985	1*	0	0	6
1985	69	59	128	3½	*returned interception 19 yards for a T.D. vs Pitt. (10/13)				
1986	77	44	121	5					
1987	52	28	80	2					
Totals	247	168	415	13					

LOCKHART, Cont.

PERSONAL: Eugene Lockhart, Jr., was an all-district performer in football, basketball and baseball at Crockett High School in his native Crockett, Texas. He also ran the mile for the track team and was a National Honor Society member. He earned his degree in marketing at Houston, where he also was a member of the Fellowship of Christian Athletes. Eugene donates his time to the American Cancer Society in Dallas, the National Kidney Foundation and nursing homes in Crockett. He owns Lockhart-Love One-Hour Photo in Dallas with former Houston teammate and St. Louis Cardinals running back Randy Love. Eugene and wife Sharon live in Carrollton, Texas, with son Bryan (10/3/86).



Paul McDonald ★ 14

QUARTERBACK • **SOUTHERN CALIFORNIA** • **9th YEAR**
HT: 6-2 • **WT: 182** • **BORN: 2/23/58** • **FA FOR '86**

PRO: With Danny White's problem wrist and Steve Pelluer's inexperience, Paul McDonald provides valuable insurance for the Cowboys. Although he hasn't taken a snap at quarterback in a regular season game since joining the Cowboys in mid-season 1986, McDonald led the Cowboys in passing in pre-season last year with a 92.0 rating. "If Paul got in, he would play well," says Tom Landry. "I wouldn't hesitate to use him. He's a top quarterback and a student of the game." When the Cowboys needed a veteran quarterback two seasons ago, McDonald proved to be the right choice. Having worked with Cowboys assistant Paul Hackett at USC and Cleveland, he was familiar with most of the offense and he was smart enough to learn what he didn't know in a short time. The lefthanded quarterback also boasted several years of NFL experience. After playing six years for Cleveland, McDonald was released by the Browns following the 1985 season. McDonald signed with Seattle for 1986 but was released by the Seahawks before the start of the regular season. A starter in all 16 games for the Browns in 1984, McDonald endured 53 sacks that year and still was able to complete 55% of his passes for 3,472 yards. His best passing day in the NFL came against New England (10/7) when he had a career-high 320 yards on 23 of 37 (62.2%) passing and 1 TD. McDonald also completed a career-high 75% (18 of 24) against New Orleans (10/28) and completed 13 straight passes vs. Houston (11/25). A backup to Brian Sipe for four years, McDonald led the Browns to the playoffs in 1982 after Sipe was injured. In his only appearance at Texas Stadium with the Browns, McDonald completed 9 of 15 for 151 yards, 1 TD, 1 interception. He did not throw a pass in 1985, spending the season behind Gary Danielson and Bernie Kosar. The seventh quarterback taken in the 1980 draft (Marc Wilson, Mark Malone, Gene Bradley, Eric Hipple, Rusty Lisch and Ed Luther), McDonald was chosen with the Browns' second pick in the fourth round. **GAMES/STARTS:** 1980 (16/0-Clev.), 1981 (12/0-Clev.), 1982 (9/3-Clev.), 1983 (16/2-Clev.), 1984 (16/16-Clev.), 1985 (16/0-Clev.), 1986 (1/0), 1987 (0/0). Total — 86/21 (1/0-Dallas).

COLLEGE: McDonald led the Trojans to two Rose Bowl victories and a national championship. He completed his collegiate career holding the NCAA record for lowest interception percentage in a career at 2.3% (13 in 561 attempts). An All-PAC 10, second-team All-America and All-Academic selection as a senior, McDonald also set a PAC 10 record by throwing 143 straight passes without an interception. He played with an All-Heisman Trophy winning backfield in 1979 (Charles White-Marcus Allen).

PERSONAL: A native of Montebello, Calif., Paul McDonald attended Bishop Amat High School in La Puente, Calif. While in Cleveland he spearheaded "Paul's Pals" to benefit children with cancer, leukemia and other blood disorders. McDonald earned his degree in business from USC and is now working towards his MBA. Paul and wife Allyson have a son Michael (5/11/85) and a daughter Stephanie (5/9/88).

MCDONALD'S BROWN'S TOTALS

Year	Rushing				TD
	No.	Yds.	Avg.	Long	
1980	3	-2	-0.7	-2	0
1981	2	0	0.0	2	0
1982	7	-13	-1.9	10	0
1983	3	17	5.7	10	0
1984	22	4	0.2	10	0
Totals	37	6	0.2	10	0

SINGLE-GAME CAREER HIGHS

Regular Season
 Att.—47 (10/21/84, @ Cincinnati)
 Comp.—27 (10/21/84, @ Cincinnati)
 Yards—320 (10/7/84, vs. New England)
 Long—64 (9/9/84, @ Rams)
 TDs—3 (2 times, last 11/25/84 vs. Houston)

Year	Receiving				TD
	No.	Yds.	Avg.	Long	
1983	1	-4	-4.0	-4	0

Year	Passing					Avg. Gn.	Long	TD	Tkld/Lst	Rtng.
	Att.	Comp.	Yds.	Pct.	Int.					
1981	57	35	463	61.4	2	8.12	46	4	6/38	95.8
1982	149	73	993	49.0	8	6.66	56t	5	13/95	59.5
1983	68	32	341	47.1	4	5.01	27	1	6/43	42.6
1984	493	271	3472	55.0	23	7.04	64	14	53/345	67.3
Totals	767	411	5269	53.6	37	6.87	64	24	78/521	65.8

Kelvin Martin ★ 83



WIDE RECEIVER • BOSTON COLLEGE • 2nd YEAR
HT: 5-9 • WT: 163 • BORN: 5/14/65 • D-4 FOR '87

PRO: The Cowboys have been looking for a top punt return specialist for a number of years. They may have finally found their man last year in Kelvin Martin. Injuries slowed Kelvin early in the season, but he came on strong the second half of the year, displaying the form that made him a feared punt returner in college. Martin averaged 9.8 yards per return, seventh in the NFC last year and the best by a Cowboy since James Jones' 10.1 in 1980. He nearly broke a couple for touchdowns, with his longest return being 38 yards against Minnesota (11/26). Martin was named the Oscar Mayer/Cowboys special teams player of the game two weeks in a row, versus Miami and Minnesota. Despite his diminutive stature, Kelvin is also a nifty pass receiver as he showed toward the end of the year when he caught a pair of passes against both the Redskins and Rams. **GAMES/STARTS: 1987 (7/0).**

COLLEGE: Martin finished among the nation's top 10 punt returners in each of his final three seasons at Boston College, including a 15.3 yards per return average in his last two years. Martin also led the nation's receivers with a 19.6 yards per catch average in 1985. He set a BC record with 10 touchdown catches in 1984. Martin finished his career with school records for receptions (133), receiving yards (2,377) and touchdown catches (28).

(Continued on next page)

MARTIN'S COWBOYS TOTALS

Year	Receiving					Year	Punt Returns					
	No.	Yds.	Avg.	Long	TD		No.	FC	Yds.	Avg.	Long	TD
1987	5	103	20.6	33	0	1987	22	2	216	9.8	38	0

Kickoff Returns					
Year	No.	Yds.	Avg.	Long	TD
1987	12	237	19.8	38	0

MARTIN, Cont.

PERSONAL: Kelvin Brian Martin earned all-city and all-conference honors at Ribault High School in his native Jacksonville, Fla. In the offseason Kelvin and wife Lynn live in Jacksonville, where Kelvin enjoys playing basketball and speaking at schools. He majored in speech communications at Boston College.



Timmy Newsome ★ 30

RUNNING BACK • WINSTON-SALEM STATE • 9th YEAR
HT: 6-1 • WT: 235 • BORN: 5/17/58 • D-6 FOR '80

PRO: Of Timmy Newsome Tom Landry says, "He does everything we ask." For a season and a half Newsome was asked to take a secondary role to the backfield of Walker and Dorsett. Newsome continued to contribute and against Detroit (11/8) rushed for two touchdowns including one from 24 yards, his longest run since 1984. He was named MVP for the Lions game by the Cowboys radio network and the following week regained the starting fullback job. A Dallas rushing attack that averaged 97 yards per game turned around to average 183 yards in Newsome's first two starts. He also contributed 13 catches for 102 yards in those games against New England (11/15) and Miami (11/22). Against the Dolphins Newsome also had the first two-touchdown reception game of his NFL career. Late in the season in a Monday night matchup against the Rams (12/21), Newsome put on a spectacular blocking show as the Cowboys had their best rushing day of the season with 194 yards. Last season's 4.8 rushing average was Newsome's best since

NEWSOME'S COWBOYS TOTALS

Rushing						Kickoff Returns					
Year	No.	Yds.	Avg.	Long	TD	Year	No.	Yds.	Avg.	Long	TD
1980	23	73	3.2	23	2	1980	12	293	24.4	36	0
1981	13	38	2.9	7	0	1981	12	228	19.0	27	0
1982	15	98	6.5	25	1	1982	4	74	18.5	26	0
1983	44	185	4.2	20	2	1983	1	28	28.0	28	0
1984	66	268	4.1	30	5	1986	2	32	16.0	18	0
1985	88	252	2.9	15	2	1987	2	22	11.0	12	0
1986	34	110	3.2	13	2	TOTALS	33	677	20.5	36	0
1987	25	121	4.8	24t	2						
TOTALS	308	1145	3.7	30	16						

Receiving

Year	No.	Yds.	Avg.	Long	TD
1980	4	43	10.6	16	0
1982	6	118	19.7	46	1
1983	18	250	13.9	52	4
1984	26	263	10.1	29	0
1985	46	361	7.9	24	1
1986	48	421	8.8	30	3
1987	34	274	8.1	30	2
TOTALS	182	1730	9.5	52	11

SINGLE-GAME CAREER HIGHS

Regular Season

Yds. Rsh.—59 (10/16/83 vs. Phil.)
 Rsh. At.—13 (11/24/85 vs. Phil.)
 Lg. Run—30 (12/9/84 vs. Wash.)
 TD Rsh.—2 (3 tms., 1st. 11/8/87 @ Detroit)
 Rcpt.—7 (twice, 1st. 11/22/87 vs. Miami)
 Yds. Rec.—92 (12/13/82 @ Houston)
 Lg. Rcpt.—52t (10/9/83 vs. T. Bay)
 TD Rec.—2 (11/22/87 vs. Miami)

Playoffs

Yds. Rsh.—34 (12/28/80 vs. Rams)
 Rsh. At.—2 (12/28/80 vs. Rams)
 Lg. Run—19 (12/28/80 vs. Rams)
 TD Rsh.—1 (1/2/81 vs. Tampa Bay)
 Rcpt.—7 (1/16/83 vs. Green Bay)
 Yds. Rec.—70 (1/16/83 vs. Green Bay)

1982 and the highest on the team of anybody with 25-or-more carries. Only Walker had more touchdowns in 1987 than Newsome. In 1988 Newsome can climb the Cowboys' list of top ten all-time receivers. With 182 career catches, he can move past Lance Rentzel (183) in 10th place, Preston Pearson (189) in ninth and Ron Springs (222) in eighth. Among running backs Newsome trails only Pearson, Springs and Dorsett (382) in career receptions. A backup at both fullback and tailback his first four seasons, Newsome originally earned the starting fullback job with four games remaining in 1984. GAMES/STARTS: 1980 (16/1), 1981 (15/0), 1982 (9/0), 1983 (16/0), 1984 (15/4), 1985 (14/14), 1986 (16/12), 1987 (11/8). Total — 112/39.

COLLEGE: Newsome was a two-time NAIA first-team All-America and 1979 player of the year in the Central Intercollegiate Athletic Association. In four years at Winston-Salem, Timmy rushed for 3,833 yards (6.1 per carry) and 38 touchdowns. He led the conference in rushing and scoring three times. Newsome earned his degree in business with a concentration in computer science.

PERSONAL: Timothy Arthur Newsome is a native of Ahsoskie, N.C., and was a star athlete at Ahsoskie High. In the offseason he works as a computer program analyst for Shared Financial Systems of Dallas. He has done public service work for the state of North Carolina's alcohol and drug abuse prevention program. Timmy and wife Audrey live in Dallas.

Nate Newton ★ 61


GUARD ● **FLORIDA A&M** ● **3rd YEAR**
HT: 6-3 ● **WT: 315** ● **BORN: 12/20/61** ● **FA FOR '86**



PRO: Nate Newton's toughest opponent isn't the guy he's facing across the line of scrimmage. It's his love affair with food. After each of the past two seasons, Newton has allowed his weight to balloon to more than 350 pounds. He then begins the battle to get down to the 300-pound mark, where he has a chance to become an NFL star. "This guy has the ability to become the best lineman who ever came through here," line coach Jim Erkenbeck says. "At 297, he's got All-Pro potential. At 320, he's just another fat guy running around. At 360, he's in the stands selling hot dogs . . . those he's not eating." Newton has a 33-inch vertical leap, can dunk a basketball, bench press 500 pounds and run faster than any other Cowboys offensive lineman. Nate signed with the Cowboys during '86 training camp after two seasons with the USFL's Tampa Bay Bandits. He had been in camp with the Redskins in '83 as a free agent out of college, but he was released on the final cut. Newton was a reserve in '86 before winning the starting job at left guard last year. He injured a knee the second week of the season and missed the first game after the strike. GAMES/STARTS: 1986 (11/0), 1987 (11/11). Total — 22/11.

COLLEGE: A four-year letterman at Florida A&M, Newton played in both the offensive and defensive lines. He was a team captain as a senior when he was named all-conference.

PERSONAL: Nathaniel Newton, Jr., grew up in Orlando, Fla., where he played fullback on the football team and also played on the basketball, wrestling and track teams (shot put). Nate's younger brother Tim is a defensive tackle for the Minnesota Vikings. Nate resides in Tampa, Fla., in the offseason.



Danny Noonan ★ 73

DEFENSIVE TACKLE • **NEBRASKA** • **2nd YEAR**
HT: 6-4 • **WT: 270** • **BORN: 7/14/65** • **D-1 FOR '87**


PRO: Affectionately called "Schwarzenegger" or "Danny the Barbarian" by teammates, Danny Noonan owns a bodybuilder's physique and the football skills to go with it, making him a candidate for future stardom. "Danny has two great assets, his strength and speed," Tom Landry says of his 1987 first-round draft choice. "He's fast for a lineman and he's powerful. He's stronger than anybody I've seen on the line of scrimmage since Bob Lilly. He can move people." Noonan was expected to take over the starting right tackle position this year, meaning the succession at that position for the Cowboys has been from Hall of Famer Bob Lilly to future Hall of Famer Randy White to Noonan. After beginning his rookie season as a reserve defensive end, Noonan was moved to right tackle. During the second half of the season, he shared the job with White, who was struggling with injuries. Noonan played in run situations, while Randy came in on passing downs. Noonan was the 12th player selected in the 1988 draft. He is the Cowboys' strongest player overall, able to bench press 505 pounds. **GAMES/STARTS: 1987 (11/0).**

COLLEGE: Noonan was a consensus All-America selection at nose tackle in 1986 after anchoring a Nebraska defense that ranked second in the nation, allowing just 235.5 yards per game and 2.4 yards per rush. Danny had 53 tackles and a team-high seven sacks. As a junior he earned honorable mention All-America and second-team All-Big Eight honors. Noonan weighed 220 pounds when he arrived at Nebraska, but he built himself up by spending long hours in the weight room. He was lifting weights when the Cowboys drafted him.

PERSONAL: A native of Lincoln, Noonan was born six miles from the University of Nebraska campus. He led his Lincoln Northeast High School team to the state championship in 1982 while earning all-state and All-America honors. Danny and wife Penny live in Coppell, Texas.

NOONAN'S COWBOYS TOTALS

Year	Tackles-QB Traps			
	Solo	Ast.	Tot.	Tps.
1987	19	8	27	1



Steve Pelluer ★ 16

QUARTERBACK • **WASHINGTON** • **5th YEAR**
HT: 6-4 • **WT: 208** • **BORN: 7/29/62** • **D-5A FOR '84**

PRO: If Steve Pelluer goes on to lead the Cowboys into the '90s as the starting quarterback, everyone will look upon the final two games of the 1987 season as his turning point. In those games Pelluer played well in directing a turnover-free offense as Dallas knocked both the Rams and St. Louis out of the playoffs. He kept alive a non-interception streak that would reach 94 by season's end and ran for a total of 51 yards including a one-yard touchdown on a bootleg

against the Cardinals. With regained confidence Pelluer earned the starting job heading into training camp. "In Steve, we see a guy who has taken his lumps," says quarterbacks coach Paul Hackett. "A guy who has now emerged with the knowledge that his time is coming. Now we see a guy who handles everything differently. He's more confident, he feels better about himself, he's much more prepared. He's much more committed from a work standpoint." Last year when Pelluer headed for Thousand Oaks he was still groggy from the season before when in nine starts he was sacked 47 times. An amazing number considering Pelluer's mobility. Even Tom Landry admitted that if Pelluer didn't have that scrambling ability, he would never have made it through the '86 season in one piece. Following a shaky preseason performance and two-and-a-half months of backing up Danny White, Pelluer began to shake off the cobwebs in his first start last season against Miami (11/22). On the Cowboys' final play of the first half he threw an interception, it would be his last of 1987 and touch off the streak of 94 straight passes without an interception that continued into the 1988 season. In the second half of that Dolphins game Pelluer completed 10 of 11 passes for 126 yards and a touchdown. He also finished the day with 79 yards rushing, the most by a Cowboys quarterback since 1971 when Roger Staubach ran for 90 yards, a club-record for quarterbacks. When Danny White broke his wrist early in the Giants game in 1986, Pelluer came on to complete 28 passes for 339 yards, both career highs. Against Seattle he completed 14 straight passes to break the team record of 12 set by Staubach in 1978 and tied by White in 1983. Pelluer made a dramatic NFL regular-season debut in the game that decided the NFC East title in 1985 against the Giants. With White and Gary Hogeboom both knocked out of the game with injuries, Pelluer entered in the fourth quarter with Dallas ahead 21-14. He then led the Cowboys 72 yards for what would be the winning touchdown in the 28-21 triumph. GAMES/STARTS: 1984 (1/0), 1985 (2/0), 1986 (16/9), 1987 (12/4). Total — 31/13.

COLLEGE: En route to Pac 10 offensive player of the year honors in 1983, Pelluer set six Washington records, including season completion percentage (67.2) and most consecutive passes thrown without an interception (137). He also led Washington to a school total offense mark of 4,365 yards in '83. The Huskies' second all-time leading passer, Steve completed 436-of-755 passes for 4,603 yards and 30 touchdowns. He was All-Pac 10, All-West Coast and honorable mention All-America in '83. As a sophomore he led the Huskies to the Pac 10 title and a 28-0 victory over Iowa in the Rose Bowl.

(Continued on next page)

PELLUER'S COWBOYS TOTALS


Year	No.	Rushing			TD
		Yds.	Avg.	Long	
1985 ...	3	-2	-0.7	1	0
1986 ...	41	255	6.2	21	1
1987 ...	25	142	5.7	21	1
Totals ...	69	395	5.7	21	2

Year	Att.	Comp.	Passing					TD	Tkld/Lst	Rtg.
			Yds.	Pct.	Int.	Avg. Gn.	Long			
1985	8	5	47	62.5	0	5.88	28	0	0/0	78.7
1986	378	215	2727	56.9	17	7.21	84t	8	47/362	67.9
1987	101	55	642	54.5	2	6.36	44	3	5/35	75.6
Totals	487	275	3416	56.5	19	7.01	84t	11	52/397	69.6

SINGLE-GAME CAREER HIGHS

Regular Season

Att. — 44 (10/5/86 @ Denver)
 Comp. — 28 (11/2/86 @ N.Y. Giants)
 Yards — 339 (11/2/86 @ N.Y. Giants)
 Long — 84t (12/14/86 vs. Philadelphia)
 TDs — 2 (twice, last 11/22/87 vs. Miami)
 Ints. — 5 (11/9/86 vs. L.A. Raiders)
 Rush Att. — 11 (11/22/87 vs. Miami)
 Rush Yards — 79 (11/22/87 vs. Miami)
 Long Rush — 21 (twice, last 11/22/87 vs. Miami)




PELLUER, Cont.

PERSONAL: Born in Yakima, Wash., and raised in Bellevue, Wash., Steven Carl Pelluer (peh-LOO-ur) captained the football and basketball teams at Interlake High School. He was a National Football Foundation Scholar-Athlete in 1979 when he earned all-state honors as a quarterback. He has a degree in building construction. He is involved in the Fellowship of Christian Athletes and Special Olympics and serves on the board of the Doug Cosbie Youth and Family Growth Center. Steve's grandfather (Carl Gustafson), father (Arnie Pelluer) and brother (Scott) all played football at Washington State. Scott, linebackers coach at Boise State, was a 1981 Cowboys draft choice who went on to play linebacker for the Saints. Another brother, Arnie, is a junior linebacker at Stanford.

Tom Rafferty ★ 64

CENTER ● **PENN STATE** ● **13th YEAR**
HT: 6-3 ● **WT: 263** ● **BORN: 8/2/54** ● **D-4 FOR '76**



PRO: The senior member of the Cowboys' offensive line, Tom has been a constant to the unit and provides the leadership that a young developing line needs. Excluding the strike season, Tom has never missed a game in his career, starting 179 of 180 regular season and playoff games since 1977. Rafferty came to the Cowboys as a top college guard in 1976, and was the starter on the right side for four years before switching to center in 1981. He delivered a key block that paved the way for Tony Dorsett's NFL record 99-yard run against Minnesota in January of '83. **GAMES/STARTS:** 1976 (14/0), 1977 (14/14), 1978 (16/16), 1979 (16/16), 1980 (16/16), 1981 (16/16), 1982 (9/9), 1983 (16/15), 1984 (16/16), 1985 (16/16), 1986 (16/16), 1987 (12/12). Total — 177/162.

COLLEGE: A four-year starting guard at Penn State, Rafferty earned All-America honors from the Football News and the Football Writers Association in 1975. The Cowboys rated him the top pulling guard in the 1976 draft.

PERSONAL: Thomas Michael Rafferty was born in Syracuse and raised in Fayetteville, N.Y., where he became a high school All-America lacrosse player in addition to starring in football and basketball at Fayetteville-Manlius High School. He received a degree in physical education from Penn State and his master's in business from the University of Dallas. Tom and wife Donna live in Dallas with son J. Michael (7/14/81) and daughter Rachel Elizabeth (3/6/84).

RAFFERTY'S COWBOYS TOTALS

Year	Receiving				
	No.	Yds.	Avg.	Long	TD
1983	1	8	8.0	8	0



Mike Renfro ★ 82

WIDE RECEIVER • **TCU** • **11th YEAR**
HT: 6-0 • **WT: 184** • **BORN: 6/19/55** • **TRADE, HOU., '84**

PRO: Few father-son rivalries can match that of Mike Renfro and his father Ray, a former All-Pro wide receiver with Cleveland from 1952-63 and an assistant coach for the Cowboys from 1968 through 1972. Last season Mike passed Ray's career catch total of 281 and finished the year with 323 receptions in his 10 seasons. In 1988 Mike also can pass another of his dad's milestones. Ray finished his career with 5,508 receiving yards. Mike needs 337 receiving yards to reach the 5,000-yard plateau and 846 yards to pass Ray. Over the past three seasons Mike Renfro has been the player the Cowboys look to for the clutch reception. Last year against New England on a fourth-and-13 situation with 1:06 remaining, Renfro caught a 43-yard pass to set up the tying field goal in a game Dallas won 23-17 in overtime. Two weeks later on Thanksgiving Day in a game against Minnesota that would eventually decide an NFC wild card playoff berth, Mike caught three second-half touchdown passes including two in the final six minutes to bring Dallas back from a 38-24 deficit and send the game into overtime. He finished the day with seven catches for 100 yards in the Cowboys' 44-38 loss to the Vikings. Following his best pro season, Renfro was slowed by a preseason shoulder injury in 1986. Coach Landry called Renfro "as valuable a player as we had" in 1985 when Dallas captured the NFC Eastern Division championship. In the title clinching victory over the Giants (12/15), Renfro caught four passes for 123 yards and two touchdowns, including a 58-yarder. In other key division victories, he had a

RENFRO'S OILERS TOTALS

Year	Receiving				
	No.	Yds.	Avg.	Long	TD
1978	26	339	13.0	58t	2
1979	16	323	20.2	49	2
1980	35	459	13.1	42	1
1981	39	451	11.6	43	1
1982	21	295	14.0	54t	3
1983	23	316	13.7	38	2
Totals	160	2138	13.6	58t	11

RENFRO'S COWBOYS TOTALS

Year	Receiving				
	No.	Yds.	Avg.	Long	TD
1984	35	583	16.7	60t	2
1985	60	955	15.9	58t	8
1986	22	325	14.8	30t	3
1987	46	662	14.4	43	4
Totals	163	2525	15.5	60t	17

Year	Passing						
	Att.	Comp.	Yds.	Pct.	Int.	Avg. Gn.	TD
1984	2	1	49	50.0	0	24.50	1
1986	1	1	23	100.0	0	23.00	0
Totals	3	2	72	66.7	0	24.00	1

SINGLE-GAME CAREER HIGHS

Regular Season

Recepts.—10 (10/6/85 @ N.Y. Giants)
 Yds. Rec.—164 (12/22/85 @ S. Fran)
 Lg. Recept.—60t (12/9/84 vs. Wash.)
 TD Recept.—3 (11/26/87 vs. Minnesota)

Playoffs

Recepts.—3 (2 times, last 12/28/80 @ Raiders)
 Yds. Rec.—69 (12/28/80 @ Raiders)
 Lg. Recept.—47t (12/29/79 @ S. Diego)
 TD Recept.—1 (12/29/79 @ S. Diego)

RENFRO'S 100-YARD GAMES

Date	Opp.	No.	Yds.	Lg.	TD
10/6/85	@ Giants	10	141	24t	2
12/15	Giants	4	123	58t	2
12/22	@ S. Fran.	9	164	37	0
11/26/87	Minnesota	7	100	19	3

season-high 10 catches for 141 yards and two touchdowns against the Giants (10/6) and five receptions for 99 yards including a 55-yard touchdown in the season-opener against Washington (9/9). He received the coaches' offensive game ball for each of the three wins. "Mike is an excellent player for your team," says Landry. "He works hard. He's disciplined. And he comes up with the big play. He's a good guy to have on your football team and that sometimes is as important as anything." Entering 1985 Renfro had season highs of 39 catches in 1981, 583 receiving yards in 1984 and three touchdowns in 1982. He shattered those marks catching 60 passes for 955 yards and a team-high eight touchdowns. In his first seven years in the NFL Mike had never had a 100-yard receiving day. He's had four of them with the Cowboys. Acquired from Houston for Butch Johnson in the spring of 1984, Renfro was expected to play a role as a "possession" receiver in special situations. He performed beyond expectations, starting 11 games and catching 35 passes for 583 yards (a team-high 16.7 average) and two touchdowns. For good measure he threw a 49-yard scoring pass to Doug Donley in a 23-17 victory over the Eagles (9/16). Renfro's move to Dallas was something of a homecoming for him, since he was born and raised in the area. As a teenager, Mike was a Dallas ballboy. GAMES/STARTS: 1978 (14/10-Hou.), 1979 (15/2-Hou.), 1980 (16/15-Hou.), 1981 (12/12-Hou.), 1982 (9/4-Hou.), 1983 (7/7-Hou.), 1984 (16/11), 1985 (16/16), 1986 (12/6), 1987 (14/11). Total — 131/94 (58/44-Dallas).

COLLEGE: Renfro was a three-time All-Southwest Conference choice at TCU and ended his college career owning school records for career receptions (162), yards (2,739) and touchdowns (17). His 10 touchdown catches as a senior set a Southwest Conference record.

PERSONAL: Michael Ray Renfro was born and raised in Fort Worth, where he attended Arlington Heights High School. Mike has a degree in business management and works in the offseason for the Dugger Development real estate firm in Fort Worth. He and his wife Denise live on a 30-acre spread in Aledo, Texas, with daughter Klayton Alicia (12/19/85) and son Michael Clinton (7/21/87). Mike is spokesperson for the Edna Gladney Home in Fort Worth and works with Week of Champions where high school athletes in the metroplex learn about sportsmanship and leadership.

Jeff Rohrer ★ 50

LINEBACKER ● **YALE** ● **7th YEAR**
HT: 6-2 ● **WT: 222** ● **BORN: 12/25/58** ● **D-2 FOR '82**

PRO: Jeff Rohrer has emerged as a solid performer at right linebacker since earning the starting role in 1985. Despite not playing on passing downs last year, Rohrer led all linebackers in sacks with four, more than his first five seasons combined. In the Cowboys' upset victory over the Giants at Texas Stadium, Rohrer had a sack and a team-high eight tackles. Against Miami (11/22) he had nine tackles and a sack then followed that four days later in the Thanksgiving Day game versus Minnesota with a season-high 10 tackles. Rohrer recovered two fumbles in the last four games to tie for the team lead in that category. "He's big, strong and very aggressive," says Tom Landry. "Jeff is a smart, steady player." In 1986 Rohrer led the team in tackles in four of the 16



(Continued on next page)

ROHRER, Cont.

games and caused a team-high four fumbles. He finished second to Eugene Lockhart in total tackles, 121-111. After three seasons of outstanding special teams play, Rohrer took over the starting right linebacker spot from Anthony Dickerson. GAMES/STARTS: 1982 (8/0), 1983 (16/0), 1984 (16/0), 1985 (15/12), 1986 (16/16), 1987 (12/12). Total — 83/40.

COLLEGE: Rohrer was the highest NFL draft choice from Yale since 1969 when the Cowboys chose Calvin Hill in the first round. In 1981 Jeff was named to the Coaches All-Ivy League and the Coaches All-New England first teams after leading Ivy co-champ Yale in tackles with a school-record 136 stops (71 solo).

PERSONAL: Jeffrey Charles Rohrer was a National Football Foundation and Hall of Fame Scholar-Athlete at Mira Costa High School in his native Manhattan Beach, Calif. He received his degree from Yale in administrative sciences. Last year Jeff started Bean Golf Designs for golf equipment and apparel. His hobbies include ceramics, scuba diving and karate. Jeff supports the Special Olympics program for the handicapped.

ROHRER'S COWBOYS TOTALS

Year	Opponents' Fumbles Recovered					Tackles — QB Traps				
	No.	Yds.	Avg.	Long	TD	Solo	Ast.	Tot.	Tots	
1984	1	5	5.0	5	0	3	7	10	0	
1986	1	0	0.0	0	0	2	9	11	0	
1987	2	0	0.0	0	0	28	26	54	1½	
Totals	4	5	1.3	5	0	62	49	111	2	
						41	33	74	4	
						Totals	136	124	260	7½



Roger Ruzek ★ 9

KICKER ● **WEBER STATE** ● **2nd YEAR**
HT: 6-1 ● **WT: 190** ● **BORN: 12/17/60** ● **FA FOR '87**

PRO: Roger Ruzek established several firsts for a Cowboys player in 1987. He kicked five field goals in a game against the Rams (12/21), he tied an NFL record by making four field goals in one quarter against the Giants (11/2) and he made 88% (22-25) of his field goal attempts. However, considering all that he accomplished the most amazing first for Roger Ruzek is that he was the first Cowboys player to be released, re-sign in the same training

RUZEK'S GENERALS TOTALS

Year	Scoring			
	TD	PAT	FG	Pts.
1984	0	51-53	17-23	102
1985	0	49-52	17-25	100
Totals	0	100-105	34-48	202

RUZEK'S COWBOYS TOTALS

Year	Scoring			
	TD	PAT	FG	Pts.
1987	0	26-26	22-25	92

Year	Field Goal Accuracy						
	11-19	20-29	30-39	40-49	50+	Total	Pct.
1987	0-0	8-8	6-7	8-10	0-0	22-25	88.0

SINGLE-GAME CAREER HIGHS

Regular Season

Pts. — 17 (12/21/87 @ Rams)
 FGs. — 5 (12/21/87 @ Rams)
 Lg. — 49 (11/2/87 vs. Giants)
 PATs. — 5 (11/26/87 vs. Minnesota)

camp and then make the final roster. An ankle injury forced him to use a new kicking style early in training camp and he was the first kicker released. Two weeks later he was re-signed and returned to his original kicking form. Ruzek went on to finish second in the NFL and first in the NFC in field goal percentage and his 92 points tied for fourth best among kickers in the league. In fourth quarters Ruzek made seven of seven field goal attempts including game winners in both Giants games and the game-tying three pointer against New England (11/15). His game-winning 49-yard field goal against the Giants at Texas Stadium was his longest of the season. Ruzek was awarded a game ball from the coaches for the Giants (11/2) and Rams (12/21) wins. "Roger Ruzek has a real consistent mechanical style," says Tom Landry. "His ball turns properly. He doesn't have the quirks in his kicking that inconsistent kickers have. He has a chance to be a top kicker for many years." In two seasons with the New Jersey Generals of the USFL, Ruzek made 70.8% (34-48) of his field goal attempts and 95.2% (100-105) of his extra point attempts. His first professional field goal came from 51 yards in 1984. GAMES/STARTS: 1987 (12/0).

COLLEGE: Ruzek holds Weber State records for consecutive PATs (30, 1979-80), PAT accuracy (27-28, 96.4% in 1982) and field goal accuracy (16-19, 84.2% in 1982). He also led NCAA Division I-AA in field goal accuracy in 1982. His career 221 extra points and 46 field goals stand as NCAA Division I-AA records. He earned All-Big Sky honors four straight years.

PERSONAL: A native of San Francisco, CA, Ruzek lettered in football, soccer and baseball at El Camino High School. He earned his degree in physical education at Weber State.

Mike Saxon ★ 4

PUNTER ● **SAN DIEGO STATE** ● **4th YEAR**
HT: 6-3 ● **WT: 193** ● **BORN: 7/10/62** ● **FA FOR '85**

PRO: Mike Saxon is one of the finest placement punters in the NFL. In 1988 Saxon led the NFL in punts inside the opposing 20 for the second straight season. Since coming into the league in 1985, only the Rams' Dale Hatcher with 77 has had more punts inside the opponents' 20 than Saxon with 68. If he could consistently match his performance from each of his season-opening games, Saxon would be a perennial Pro Bowl selection. In the first game last year he earned a coaches game ball after averaging 46.0 yards per punt with a career-long 63-yarder, a net of 40.5 and four inside the 20 against St. Louis (9/13). His first NFL punt in the 1985 opener against Washington (9/9) went 55 yards which was his career long until last year. Overall in his three season openers Saxon averaged 45.9 yards per punt with 11 kicks inside the 20 and earned two game balls. Saxon's 86 punts in 1986 set a Cowboys record eclipsing Danny White's mark of 82 from 1984. In his only postseason appearance, following the 1985 season, Saxon set a club playoff record with a 46.9 average on seven kicks against the Rams (1/4). Saxon's 41.9 average for the '85 season was the best ever by a Cowboys rookie and the best by any Cowboys punter since Ron Widby's 43.3 average in 1969. An 11th round draft choice by Detroit in 1984, Saxon was released on the final cut after



(Continued on next page)

SAXON, Cont.

averaging 43.5 yards per kick in preseason. GAMES/STARTS: 1985 (16/0), 1986 (16/0), 1987 (12/0). Total — 44/0.

COLLEGE: A walk-on at San Diego State, Saxon set school records for punting average in a game (54.8 vs. BYU in '83), a season (45.5 in '83) and a career (44.1). The honorable mention All-America pick also holds the record for the longest punt in Aztecs history with an 80-yarder against BYU in 1982. Mike attended Pasadena City College before moving on to San Diego State.

PERSONAL: A native of Whittier, Calif., Michael Eric Saxon starred in baseball and as a wide receiver, defensive back and punter at Arcadia High School. Mike spent the offseason in Newport Beach, Calif., and worked with Ben Agajanian's youth kicking camps in Long Beach and Dallas. Saxon majored in business management at San Diego State.

SAXON'S COWBOYS TOTALS

Year	Punting						
	No.	Yds.	Avg.	In20	Long	Blk.	Net
1985	81	3396	41.9	20	57	1	35.5
1986	86	3498	40.7	28	58	1	34.5
1987	68	2685	39.5	20	63	0	34.2
Totals	235	9579	40.8	68	63	2	35.0

**Victor Scott ★ 22**

DEFENSIVE BACK • **COLORADO** • **5th YEAR**
HT: 6-0 • **WT: 203** • **BORN: 6/1/62** • **D-2 FOR '84**

PRO: Injuries have kept Victor Scott from a chance at a starting safety spot with the Cowboys and a possible all-star career in the NFL. Entering the past two training camps, Scott had been given a good shot of winning a starting job. However, a strained chest muscle last year and hamstring problems and a broken wrist in 1986 have kept him out of the lineup. "The guy you really have hopes for at safety is Victor Scott," says Tom Landry. "With his speed, good fundamentals and aggressive tackling ability, he could be a good one at that position. He has the talent to be a top player in this league. He just needs to work more to build his strength so he doesn't get hurt so much." When he is able, Scott contributes with some big plays. In his first game back from his chest injury last year, he intercepted a pass against the Giants (9/20). In the final three games of the season, he recovered a fumble, had nine tackles and knocked down three passes. After earning four special teams game balls in

SCOTT'S COWBOYS TOTALS

Year	Pass Interceptions					Year	Tackles — QB Traps			
	No.	Yds.	Avg.	Long	TD		Solo	Ast.	Tot.	Tps.
1984	1	5	5.0	5	0	1984	16	3	19	0
1985	2	26	13.0	26t	1	1985	38	7	45	3
1986	1	31	31.0	31	0	1986	5	3	8	0
1987	1	1	1.0	1	0	1987	14	1	15	0
Totals	5	63	12.6	31	1	Totals	73	14	87	3

Opponents' Fumbles Recovered

Year	No.	Yds.	Avg.	Long	TD
1987	1	3	3.0	3	0

1985, Scott's teammates voted him a special teams captain for 1986. However, injuries limited him to five games. He contributed a key play in 1985 when he intercepted Phil Simms' pass with 46 seconds remaining to kill the Giants' hopes in the 28-21 Dallas victory that crowned the NFC East champion. Victor led the secondary in quarterback traps with three and returned an interception 26 yards for a touchdown against Washington (9/9) that season. As a rookie in 1984 Scott made a diving interception, his first as a pro, to set up Dallas' winning TD against St. Louis (11/11). GAMES/STARTS: 1984 (16/0), 1985 (16/3), 1986 (5/0), 1987 (6/0). Total — 43/3.

COLLEGE: A two-time All-Big Eight selection and a 1983 second-team All-America, Scott set Colorado career records of 24 pass deflections and three interceptions returned for touchdowns in four years as a starting cornerback. He intercepted 10 passes and blocked four field goals and two extra point attempts in his career.

PERSONAL: Born in St. Louis, Mo., and raised in East St. Louis, Ill., Victor Ramone Scott starred in football, basketball and baseball at East St. Louis High School. Victor and wife Wanda live in Irving, Texas with sons Victor Ramone II (9/25/85) and Dionte (10/24/86). He donates his time to the March of Dimes and works at a camp benefitting those with cranial facial disorders.

Mike Sherrard ★ 86



WIDE RECEIVER • **UCLA** • **2nd YEAR**
HT: 6-2 • **WT: 194** • **BORN: 6/21/63** • **D-1 FOR '86**

PRO: The darkest moment the Cowboys have witnessed in recent years came last Aug. 5 when Mike Sherrard accidentally kicked himself during a training camp drill and sustained a compound fracture of both bones in his right leg. A brilliant young career suddenly was placed in jeopardy. Sherrard missed the season, then suffered another setback in March when he re-fractured the leg while jogging on the beach in Los Angeles. The second break was not nearly as severe as the original, but it did guarantee Sherrard would miss the 1988 season as well. It's been a tragic set of circumstances for a career that was about to skyrocket. As a rookie, despite missing most of training camp and the preseason schedule, Sherrard caught 41 passes, most by a Cowboys rookie since Bob Hayes had 46 in 1965. He finished the season with a team-high five touchdown catches, all from 20 yards or more, and was starting by the season's 13th week. Sherrard also led the team in average yards per catch (18.2). Against San Diego (11/16) Mike averaged 28.8 yards per

(Continued on next page)

SHERRARD'S COWBOYS TOTALS

Year	Receiving				Year	Rushing			
	No.	Yds.	Avg.	Long TD		No.	Yds.	Avg.	Long TD
1986	41	744	18.2	68t 5	1986	2	11	5.5	8 0

SINGLE-GAME CAREER HIGHS

Regular Season
 Receptions—5 (2 times, last 12/7/86 @ Rams)
 Yds. Rec.—115 (11/16/86 @ San Diego)
 Lg. Recept.—68t (11/16/86 @ San Diego)
 TD Recept.—1 (5 times, last 11/16/86 @ San Diego)

Date	Sherrard's 100-yard Games			
	Opp.	No.	Yds.	Lg. TD
10/26/86	St. Louis	5	111	40t 1
11/16	@ San Diego	4	115	68t 1

SHERRARD, Cont.

catch on four receptions, including a 68-yarder for the game's first TD. He finished second in fan voting for the Old Spice NFL rookie of the year behind Miami's John Offerdahl. GAMES/STARTS: 1986 (16/4), 1987 (I.R.). Total — 16/4.

COLLEGE: Sherrard progressed from a walk-on at UCLA to the school's all-time leading receiver with 124 career catches. He also holds school records for catches in a season (48 in 1983) and career receiving yards (1,937). Despite fracturing his clavicle in the fifth game of his senior season, the PAC 10 All-Academic pick came back to catch four passes, including a touchdown, in the Rose Bowl and earned a spot in the Hula Bowl.

PERSONAL: Michael Watson Sherrard is a native of Chico, Calif., where he lettered in football, basketball, track and baseball at Chico High School. His mother Cherie ran the 110-meter hurdles at the 1964 Olympic Games in Tokyo, where she was a teammate of former Cowboys receiver Bob Hayes. Sherrard is also a cousin of Redskins cornerback Darrell Green. Mike earned his degree in history from UCLA. He works with the St. Philip's School and Community Center in Dallas and with the Dream Factory, which grants wishes to children who are ill.



Don Smerek ★ 60

DEFENSIVE LINEMAN • **NEVADA-RENO** • **8th YEAR**
HT: 6-7 • **WT: 266** • **BORN: 12/20/57** • **FA FOR '80**

PRO: Don Smerek battled back — as he has his entire career — from a training camp injury to start the three replacement games at defensive end last year. In his final start against Washington (10/19), Smerek had a season-high nine tackles. The remainder of the season he saw most of his playing time in passing situations. Smerek had his best season in 1983 when he had a career-high six sacks while playing only part time as left tackle in passing situations. In 1984 he was given a chance to battle Jim Jeffcoat for the starting right end job, but when Randy White held out, Smerek was forced to play tackle in preseason. A shoulder injury cost him six games in 1985. Despite a knee problem that forced him to miss five games in 1986, Smerek ranked just behind the Cowboys' four defensive line starters with 4½ sacks. Knee surgery in 1980 and broken ribs in 1981 allowed Smerek to play only two games in his first two seasons in the NFL. "Don Smerek is a good competitor," says coach Tom Landry. "He's tough and does a good job rushing the passer for us on third downs. He's an asset to our football team." GAMES/STARTS: 1980 (IR), 1981 (2/0), 1982 (7/0), 1983 (15/0), 1984 (16/0), 1985 (10/1), 1986 (11/0), 1987 (8/3). Total — 69/4.


COLLEGE: Smerek was an All-Big Sky choice at defensive end following his senior season at Nevada-Reno.

SMEREK'S COWBOYS TOTALS

Year	Tackles — QB Traps		Tot.	Tps.
	Solo	Ast.		
1982	6	4	10	1
1983	10	7	17	6
1984	6	4	10	1
1985	13	4	17	2
1986	10	7	17	4½
1987	8	6	14	0
Totals	53	32	85	14½

PERSONAL: Donald Frederick Smerek was born in Waterford, Mich., and raised in Henderson, Nev., outside Las Vegas. Don was a football and basketball star at Basic High School in Henderson. He received his degree from Nevada-Reno in physical education. Don owns and operates D.C. Automotive in Wylie, Texas, and works for Craig Properties, a Dallas real estate firm. Smerek lives in Anna, Texas with wife Christi.

Daryle Smith ★ 79



TACKLE ● **TENNESSEE** ● **2nd YEAR**
HT: 6-5 ● **WT: 278** ● **BORN: 1/18/64** ● **FA FOR '87**

PRO: Daryle Smith joined the Cowboys as a replacement player during the strike last year. He was so impressive at left tackle the coaching staff made a place on the squad for Smith when the strike ended. When Mark Tuinei injured a knee early in the Thanksgiving Day game against Minnesota, Smith suddenly found himself in the starting lineup for the final month of the season. Daryle performed well, particularly against the Redskins' feared pass-rusher, Dexter Manley. "Daryle is a fine prospect," offensive line coach Jim Erkenbeck says. "He's got the one quality you need to be an outstanding lineman—great balance." Smith went to training camp with Seattle as a free agent last year. He backed up the left tackle position in four preseason games before being released on the final cut. **GAMES/STARTS: 1987 (9/7).**

COLLEGE: Smith was a late bloomer at Tennessee, where he began as a tight end. He became a starter at left tackle midway through his junior year of 1985. He started his entire senior season of '86.

PERSONAL: Daryle Ray Smith was an all-state defensive end and tight end at Powell High School in Knoxville, Tenn. He averaged 23 yards per catch during his high school career. Daryle, wife Karen and son Joseph Lee (11/21/87) reside in Irving, Texas. Daryle is an avid golfer.

Kevin Sweeney ★ 19



QUARTERBACK ● **FRESNO STATE** ● **2nd YEAR**
HT: 6-0 ● **WT: 193** ● **BORN: 11/16/63** ● **D-7 FOR '87**

PRO: After being released on the final cut last year, Kevin Sweeney returned to Dallas during the strike and led the Cowboys to a pair of victories. In those two weeks, Sweeney also captured the imagination of Cowboys fans with his "home run" arm that accounted for four touchdown passes and 20.8 yards per completion. Sweeney earned a game ball from the coaches
(Continued on next page)

SWEENEY'S COWBOYS TOTALS


Year	Att.	Comp.	Yds.	Passing		Avg.Gn.	Long	TD	Tkld/Lst	Rtng.
				Pct.	Int.					
1987	28	14	291	50.0	1	10.39	77t	4	3/15	111.8
Year	Rushing		Yds.	Avg.	Long	TD				
	No.	Yds.								
1987	5	8	1.6	5	0					

SWEENEY, Cont.

and the Hagar Cowboys Star of the Game award against the New York Jets (10/4). His 77-yard touchdown pass to Cornell Burbage the following week against Philadelphia (10/11) was the Cowboys' longest pass completion of the season. Sweeney remained with the club for the rest of the season in a backup role. He was an impressive behind-the-scenes performer in leading the "scout" team against the first defense every week in practice. "Kevin has some awfully good qualities, as we saw in the replacement games," Tom Landry says. "He can really throw the football. We're going to see what he can do this summer." **GAMES/STARTS:** 1987 (3/2).

COLLEGE: Sweeney finished his Fresno State career as the most prolific passer in NCAA history with 10,623 passing yards. He also tied the NCAA mark for most games of 200 or more yards passing with 31. A four-year starter and son of Fresno State head coach Jim Sweeney, Kevin was a two-time PCAA co-offensive player of the year and holds the conference's career records for completions (781) and touchdowns (66).

PERSONAL: Born in Bozeman, Mont., Kevin Joseph Sweeney attended Fresno's Bullard High School, where he broke Pat Haden's California state record for TD passes in a season with 35 his senior year. As a coach's son, Kevin received an ideal football education. He threw the ball with John Elway at age 10 when both fathers coached at Washington State. He fielded punts for Danny White in the late '70s when Kevin's father visited the Cowboys' training camp. He attended Jim Hart's football camp when his father coached with the Cardinals. And while at Fresno, Kevin worked with Steve DeBerg, whom he credits with helping him most with his throwing motion. Kevin graduated from Fresno State with a degree in business administration. He and wife Karen reside in Fresno and Irving, Texas.



Glen Titensor ★ 63

GUARD • BRIGHAM YOUNG • 7th YEAR
HT: 6-4 • WT: 275 • BORN: 2/21/58 • D-3 FOR '81



PRO: A training camp knee injury sent starting guard Glen Titensor to the injured reserve list for the 1987 season. Prior to the injury, Glen had started 44 straight games at left guard since earning the job five games into the 1984 campaign. Titensor followed Blaine Nye, John Fitzgerald, Pat Donovan and Kurt Petersen as college defensive linemen who were converted into starting offensive linemen by the Cowboys. Glen also has experience at center. His successful return from the knee injury would give the Cowboys' young offensive line some experienced depth. GAMES/STARTS: 1981 (16/0), 1982 (3/0), 1983 (15/1), 1984 (15/12), 1985 (16/16), 1986 (16/16), 1987 (I.R.). Total — 81/45.

COLLEGE: After spending two years at UCLA backing up Manu Tuiasosopo, Titensor transferred to BYU and became a two-time All-Western Athletic Conference choice at defensive end. He also was AP honorable mention All-America in '79 and '80. Glen was named BYU defensive player of the week five times in '79 and led the team with 13 sacks in 1980.

PERSONAL: Glen Watson Titensor (TIGHT-en-sir), a native of Westminster, Calif., starred in football and track at Bolsa Grande High School in Garden Grove, Calif. Glen's hobby is making custom furniture. He has participated in the American Heart Association Jumpathon program and teaches classes to teens at a Dallas-area church. Glen and wife Sherry live in Carrollton, Texas, with sons Scott (3/21/86) and Bradley (1/8/88).

TITENSOR'S COWBOYS TOTALS

Year	Opponents' Fumbles Recovered				
	No.	Yds.	Avg.	Long	TD
1981	1	0	0.0	0	0

Mark Tuinei ★ 71

TACKLE • HAWAII • 6th YEAR
HT: 6-5 • WT: 282 • BORN: 3/31/60 • FA FOR '83



PRO: Mark Tuinei was progressing nicely through his second season as starting left tackle when a knee injury cut short his season. Sustained in the Thanksgiving Day game against Minnesota, the injury sent Mark to the sidelines for the final month of the season. It took a few years before the Cowboys settled on a position for this talented athlete. He made the club in

(Continued on next page)

TUINEI'S COWBOYS TOTALS

Year	Tackles-QB Traps			
	Solo	Ast.	Tot.	Tps.
1983	0	1	1	0
1984	2	0	2	1
1986	6	0	6	0
Totals	8	1	9	1

TUINEI, Cont.

1983 as a free agent defensive tackle, where he played for two years. Before '85 training camp, Tuinei was moved to the offensive line to back up center Tom Rafferty. In '86 Mark worked at all three offensive line positions in camp and it appeared he was going to stay at tackle. But injuries to Kevin Brooks and Don Smerek early in the season forced Tuinei to split time every week in practice between offensive and defensive tackle. Against Denver (10/5) Mark led all Cowboys defensive linemen with six tackles while playing for injured Randy White. The next week against Washington (10/12) he was named starting left offensive tackle and remained there for the rest of the year. GAMES/STARTS: 1983 (10/0), 1984 (16/0), 1985 (16/0), 1986 (16/11), 1987 (8/8). Total — 66/19.

COLLEGE: Tuinei played his first two collegiate seasons at UCLA. He started at defensive tackle his sophomore year, finishing fifth in tackles. He transferred to Hawaii, but was nagged by injuries his senior year and played in only seven games. He was then passed over in the NFL draft, but signed with Dallas as a free agent.

PERSONAL: Mark Pulemau Tuinei (TOO-ee-nay), was born in Oceanside, Calif., and raised in Honolulu, where he was an outstanding athlete at Punahou High School. Mark was Hawaii prep lineman of the year as a senior, a state shotput champion and an all-star basketball player. Mark's brother Tom was an All-WAC defensive tackle at Hawaii who played for the Detroit Lions in 1980 and now plays for Edmonton of the CFL. Mark and wife Ponolai live in Carrollton, Texas.



Mark Walen ★ 95

DEFENSIVE LINEMAN • UCLA • 2nd YEAR
HT: 6-5 • WT: 262 • BORN: 3/10/63 • D-3 FOR '86

PRO: After proclaiming of Cowboys' number one need heading into 1988 as a pass rusher, and not finding one in the draft, Tom Landry will have to look to young veterans like Mark Walen to fill the gap. Walen, who spent the 1986 season on injured reserve after suffering a broken ankle in rookie orientation, played some at defensive end in passing situations last year. In the season opener against St. Louis (9/13) he recorded his first NFL sack. Walen also worked at defensive tackle in training camp in 1987. GAMES/STARTS: 1986 (IR), 1987 (9/0). Total — 9/0.

COLLEGE: The 1985 PAC 10 defensive player of the year, Walen led UCLA in sacks with nine and was third on the team in tackles with 74. He also earned All-West Coast and honorable mention All-America honors as a senior.

PERSONAL: Mark Hartley Walen was All-San Mateo County at Burlingame, Calif. High School. He also starred in soccer and basketball. Walen majored in history at UCLA. Walen's hobbies include car collecting — he drives a 1968 Citroen — and mountain biking. He lives in Irving with wife Maggie.

WALEN'S COWBOYS TOTALS

Year	Tackles — QB Traps			
	Solo	Ast.	Tot.	Tps
1987	2	0	2	1

Herschel Walker ★ 34



RUNNING BACK • **GEORGIA** • **3rd YEAR**
HT: 6-1 • **WT: 225** • **BORN: 3/3/62** • **D-5A FOR '85**

PRO: Herschel Walker is well on his way to becoming one of the most prolific offensive forces in NFL history. In just two seasons his accomplishments already stagger the imagination. He is the only player in NFL history who has twice gained more than 700 yards both rushing and receiving in a season. His 3,180 yards from scrimmage during the past two seasons rank second in the league to Eric Dickerson. Last year Herschel became the first player ever to lead the Cowboys in rushing and receiving yards in the same season. His 1,606 yards from scrimmage topped the NFL and earned Walker his first trip to the Pro Bowl. In Herschel's first game as the Cowboys' starting tailback, he rushed for 173 yards, capped by the longest overtime run in NFL history, a 60-yard touchdown scamper to beat New England 23-17 on Nov. 15. Projecting his totals in those final seven games over a 16-game schedule, Walker would have rushed for 1,504 yards and caught 84 passes for 1,008 yards. That would be an unprecedented season. In 1986 Herschel led NFC running backs in receiving yards and yards per rushing attempt, had the NFL's longest run from scrimmage and second longest pass reception (both in same game vs. Philadelphia). He led the Cowboys in total yards, set club records of 76

(Continued on next page)

WALKER'S GENERALS TOTALS

Year	Team	Games	Rushing			Average	Long	TD
			Attempts	Yards				
1983	New Jersey	18	412	1,812	4.4	83t	17	
1984	New Jersey	17	293	1,339	4.6	69t	16	
1985	New Jersey	18	438	2,411	5.5	88t	21	
TOTALS		53	1,143	5,562	4.9	88t	54	
1984 Playoffs		1	15	50	3.3		0	
1985 Playoffs		1	25	66	2.6		1	

Year	Team	Games	Receiving			Average	Long	TD
			Number	Yards				
1983	New Jersey	18	53	489	9.2	65t	1	
1984	New Jersey	17	40	528	13.2	50t	5	
1985	New Jersey	18	37	467	12.6	68t	1	
TOTALS		53	130	1,484	11.4	68t	7	
1984 Playoffs		1	6	79	13.2		0	
1985 Playoffs		1	4	44	11.0		0	

WALKER'S COWBOYS TOTALS

Year	Rushing				Year	Receiving			
	No.	Yds.	Avg.	Long TD		No.	Yds.	Avg.	Long TD
1986	151	737	4.9	84t 12	1986	76	837	11.0	84t 2
1987	209	891	4.3	60t 7	1987	60	715	11.9	44 1
TOTALS	360	1628	4.5	84t 19	TOTALS	136	1552	11.4	84t 3

SINGLE-GAME COWBOYS HIGHS

Regular Season

Yds. Rsh.—173 (11/15/87 @ N.E.)
 Rsh. Att.—28 (11/15/87 @ N.E.)
 Lg. run—84t (12/14/86 vs Phila.)
 TD Rsh.—2 (4 tms., 1st. 12/27/87 vs. St Louis)
 Rcpt.—9 (twc., 1st. 12/14/86 vs. Phila.)
 Yds. Rec.—170 (12/14/86 vs Phila.)
 Lg. Rcpt.—84t (12/14/86 vs Phila.)
 TD Rec.—1 (3 tms., 1st. 11/26/87 vs Minn.)

WALKER, Cont.

receptions in a season and 292 yards from scrimmage in a game (vs. Philadelphia 12/14) and tied Tony Dorsett's club season mark of 12 rushing touchdowns. Herschel joined the Cowboys on Aug. 13, 1986 following the demise of the USFL. The Cowboys had used a fifth-round draft choice to acquire Walker's NFL rights in 1985 while he was playing for the USFL's New Jersey Generals. Herschel dominated the USFL, gaining more than 7,000 yards rushing and receiving and scoring 61 touchdowns in three seasons. His 2,411 yards rushing in 1985 is a pro football single-season record. He had 14 100-yard games in 1985, including 11 in a row and three of more than 200 yards. His top career rushing game was a league-record 233 yards against the Houston Gamblers in 1985. Walker led the USFL in rushing in '83 and '85 and was the league's MVP in '85. He topped the 100-yard mark 26 times in 53 games over three seasons. He broke long runs of 88, 83, 80, 69 and 62 yards, and caught two touchdown passes of over 50 yards, a 65-yarder and a 68-yarder. GAMES/STARTS: 1986 (16/9), 1987 (12/11) Total — 28/20.

COLLEGE: Walker won the 1982 Heisman Trophy to cap a magnificent three-year collegiate career that saw him rush for 5,259 yards, which ranks him third on the NCAA's all-time rushing list behind Pittsburgh's Tony Dorsett with 6,082 and Southern Cal's Charles White with 5,598. Walker finished third in the Heisman voting as a freshman behind George Rogers and Hugh Green, and he came in second as a sophomore in 1981 to USC's Marcus Allen. Herschel was only the seventh junior to win the award. A three-time unanimous All-America, Walker set 10 NCAA records, 15 Southeastern Conference records and 30 University of Georgia marks in his career. In 33 games he rushed for an average of 159.4 yards per game, 5.3 yards per carry, scored 52 touchdowns, had 266 runs for first downs and 162 runs of more than 10 yards each. In 1980 he rushed for 1,616 yards to break Dorsett's NCAA freshman record and lead Georgia to the national championship with a 12-0 record, including the 1981 Sugar Bowl victory over Notre Dame in which Herschel rushed for 150 yards and two touchdowns to earn MVP honors. Earlier that season Walker rushed for 283 yards in only his sixth college game. Herschel set the NCAA sophomore rushing mark of 1,891 yards in 1981. His 5,259 yards from 1980-82 is the NCAA record for rushing yards in three seasons. Walker rushed for over 100 yards in 28 games, including six of over 200 yards. Walker left Georgia after his junior year to sign with the Generals on Feb. 23, 1983.

PERSONAL: Herschel Junior Walker is one of seven children (four sons, three daughters) raised by Willis and Christine Walker of Wrightsville, Ga. Herschel was named for his grandfather. Herschel's father is a foreman at the Englehard chalk mine in Wilkerson, Ga. PARADE magazine named Herschel the national high school back of the year in 1979 after he rushed for 3,167 yards and 45 touchdowns as a senior at Johnson County High School. He rushed for 6,137 yards and 86 touchdowns in his high school career. He also excelled in track as a sprinter in high school and college. Herschel majored in criminal justice at Georgia, where he also met his wife, the former Cindy DiAngelis of Brooklyn, N.Y. Herschel has won the past two SuperStars competitions. He has a second degree black belt in Tae Kwon Do, a Korean form of martial arts. Herschel contributes to numerous civic and charitable groups. He is national spokesman for the Golden State Mutual Life Insurance Company's Golden Opportunity Foundation and Adopt-a-School program, which promotes education to young people. Last offseason Herschel danced with the Fort Worth Ballet. He and Cindy live in Irving, Texas, with their dog, Al Capone, a Rottweiler.

Everson Walls ★ 24



CORNERBACK • **GRAMBLING** • **8th YEAR**
HT: 6-1 • **WT: 192** • **BORN 12/28/59** • **FA FOR '81**

PRO: Already in the record books for being the only player in the 68-year history of the NFL to lead the league in interceptions three different seasons, Everson Walls has a chance to become one of the top pass-stealers in NFL history. With 42 interceptions in seven seasons Walls is the only player among the league's top five active interceptors with fewer than 10 years of experience. Walls entered 1988 averaging six intercepts per year. Paul Krause, who picked off an NFL record 81 passes in 16 seasons, averaged a little more than five per season. By leading the NFL in interceptions three different seasons (1981, 1982, 1985) Walls already has achieved what no other player in the history of the league has. Last season Walls intercepted a pass in the Cowboys' final three games to lead the team in interceptions for the fourth time, tying Cornell Green's club record. Already second on the Cowboys' all-time interception list, Walls needs 10 to catch record-holder Mel Renfro, who stole 52 passes in 14 seasons. Walls' accomplishments are even greater when given the fact he was almost overlooked coming out of college. "I took it as a challenge that nobody drafted me," says Walls. "From the first day, I wanted to prove they were wrong." Against St. Louis in the season finale Walls batted down three passes, intercepted another and recorded a season-high six tackles. Walls was an all-rookie choice in '81, an All-Pro in '82, '83 and '85 and a four-time Pro Bowl pick ('81, '82, '83, '85). Walls has intercepted 75 passes in 12 seasons since his senior year in high school. In 1984, Walls — then just 24 — became the youngest player voted by the fans to the Cowboys' 25th Anniversary All-Time Team. **GAMES/STARTS:** 1981 (16/14), 1982 (9/9), 1983 (16/16), 1984 (16/16), 1985 (16/16), 1986 (16/16), 1987 (12/12). Total — 101/99.

COLLEGE: Walls led the nation in 1980 with a Grambling-record 11 interceptions for 140 yards in 11 games. He was named first-team All-Southwestern Athletic Conference as a senior. In his junior year he picked off four passes for 91 yards and a touchdown.

(Continued on next page)

WALLS' COWBOYS TOTALS

Year	Pass Interceptions				
	No.	Yds.	Avg.	Long	TD
1981	11	133	12.1	33	0
1982	7	61	8.7	37	0
1983	4	70	17.5	37	0
1984	3	12	4.0	12	0
1985	9	31	3.4	19	0
1986	3	46	15.3	24	0
1987	5	38	7.6	30	0
Totals	42	391	9.3	37	0

Year	Tackles — QB Traps		
	Solo	Ast.	Tot. — Tps.
1981	65	18	83—0
1982	42	21	63—0
1983	66	20	86—0
1984	59	22	81—0
1985	61	15	76—0
1986	48	22	70—0
1987	42	14	56—0
Totals	383	132	515—0

Year	Opponents' Fumbles Recovered				
	No.	Yds.	Avg.	Long	TD
1981	1	0	0.0	0	0
1985	1	4	4.0	4	0
Totals	2	4	2.0	4	0

SINGLE-GAME CAREER HIGHS

Regular Season
 Int.—2 (8, last. 11/9/86 vs. Raiders)
 Yd. Int.—55 (9/21/81 @ New England)
 Lg. Int.—37 (twice, 1st. 9/18/83 vs. Gts.)

Playoffs
 Int.—2 (1/10/82 @ San Francisco)
 Yds. Int.—20 (1/4/86 @ Rams)
 Lg. Int.—20 (1/4/86 @ Rams)

WALLS, Cont.

PERSONAL: Everson Collins "Cubby" Walls was a football, basketball and track star at Berkner High School in the Dallas suburb of Richardson. He grew up within two miles of the Cowboys' old practice field. Walls earned a degree in accounting from Grambling. Everson supports the Big Brothers of Arlington, Texas, the American Heart Association and the Foster Parents program. He, wife Shreill, daughter Charis (8/16/84) and son Cameron (3/24/88) live in Dallas.



Randy Watts ★ 94

DEFENSIVE END • **CATAWBA** • **2nd YEAR**
HT: 6-6 • **WT: 303** • **BORN: 6/22/63** • **FA FOR '87**

PRO: Another of the 1987 replacement team players who held on to finish the year after the regulars returned, Watts was seen as a huge, active player who could help the Cowboys' pass rush. Signed by Dallas after being released on the final cut by the Kansas City Chiefs in the summer of '87, Randy was a dominant player during the replacement games with three sacks in the three games. **GAMES/STARTS: 1987 (5/0).**

COLLEGE: Watts led Catawba's defensive line in both tackles (99) and sacks (7½) in 1986 with 99 tackles and 7½ sacks as starting defensive tackle. As a junior Watts started at defensive end and recorded 66 tackles and five sacks. He played at East Carolina for two seasons before transferring to Catawba.

PERSONAL: Randy Watts starred in football, basketball and track at Washington County High School in Sandersville, Ga. He was named the team's outstanding player and led the team in receiving three straight seasons. He majored in physical education at Catawba.

WATTS' COWBOYS TOTALS

Year	Tackles — QB Traps				Year	Opponents' Fumbles Recovered				
	Solo	Ast.	Tot.	Tps.		No.	Yds.	Avg.	Long	TD
1987	4	3	7	3	1987	1	0	0.0	0	0




Bob White ★ 65

GUARD-CENTER • **RHODE ISLAND** • **2nd YEAR**
HT: 6-5 • **WT: 267** • **BORN: 4/9/63** • **FA FOR '87**

PRO: A former New York Jets draft pick (seventh round, 1986), White was signed by the Cowboys last year but released on the final training camp cutdown. He rejoined the replacement team and was able to stick when the strike ended. Bob played center for the last two weeks of '87 training camp last year after four weeks at guard, and was praised by the coaches for the way he made the transition. Heading into training camp '88, White was listed as a backup at both guard spots as well as center. **GAMES/STARTS: 1987 (4/3).**

COLLEGE: A second-team All-America and first-team All-East pick in 1985, White started at right tackle as a senior, left tackle as a junior and center as a freshman and sophomore. URI finished first in the Yankee Conference in both 1984 and 1985. As a senior White anchored the line on an offense that passed 50 times a game, scored 42 touchdowns and featured Tom Ehrhardt, who led the nation in total offense that year.

PERSONAL: Bob White was a Watchussetts League all-star at Lunenburg (MA) High School. He earned his degree in journalism from URI. White worked as a sparing partner for local middle and lightweights his first two years in college.





Danny White ★ 11

QUARTERBACK ● ARIZONA STATE ● 13th YEAR
HT: 6-3 ● WT: 198 ● BORN: 2/9/52 ● D-3A FOR '74

PRO: The 1987 season should have been a season of milestones for Danny White. Instead it turned into a season of struggle as he was handicapped by an injured wrist. White played well in his final two starts of the year. Against Minnesota on Thanksgiving Day he threw for 341 yards and four touchdowns while breaking Roger Staubach's club record for career completions. Three times in that game against the Vikings, White led Dallas back from 14-point deficits only to lose in overtime. Two weeks later against the Redskins in RFK White broke Staubach's career mark for touchdown passes with two touchdowns while completing 27 of 49 passes for 359 yards, the third best yardage day of his career and the best yardage day by a Cowboy since 1985. Down 24-3 to Washington in the third quarter, White led a gallant comeback effort that fell short 24-20. Despite his efforts late in the season White's wrist, which was broken in the ninth game of the 1986 season, holds the key to his regaining the starting job in 1988. "It's a question of whether he can be consistent in his throwing motion, which is where he has trouble," says Tom Landry. White is within reach of two other Cowboys career passing marks. He entered the 1988 season with 21,685 yards and 2,908 attempts. Staubach holds both records of 22,700 passing yards and 2,958 attempts. Until the wrist injury, White was having his best season in 1986. He led the league in touchdown percentage, turning eight percent of his attempts into TDs and his 99.0 passer rating was tops in the NFC and second in the NFL. Against Atlanta (9/21) he completed 76.7% (23 of 30) of his passes and threw for four touchdowns. Despite injuries that forced him to miss two regular season games and parts of three other games, White led Dallas to the NFC Eastern Division title in 1985. Danny guided the Cowboys to three late-season victories over NFC East teams to key the Cowboys' division championship. In those games he completed 63% of his passes, threw for 10 touchdowns and was intercepted only three times. The Cowboys are 41-11 (.789) at Texas Stadium and 67-35 (.657) overall with White in the starting lineup. After being drafted in the third round by Dallas in 1974 (as part of a trade with Houston that also produced Ed Jones for Tody Smith and Billy Parks), White signed with Memphis of the now-defunct World Football League and spent two seasons there before joining the Cowboys in 1976. Danny punted for the Cowboys from 1976-84 and is a risk-taking type who ran for first downs 15 times in 19 attempts from punt formation. GAMES/STARTS: 1976 (14/0), 1977 (14/0), 1978 (16/1), 1979 (16/0), 1980 (16/16), 1981 (16/15), 1982 (9/9), 1983 (16/16), 1984 (14/6), 1985 (14/14), 1986 (7/6), 1987 (11/9). Total — 163/92.

COLLEGE: White finished his career as the NCAA's all-time leading passer, setting seven NCAA passing records. His passing and running placed him second in the nation in total offense in 1973. Danny played the infield for ASU's baseball team and was drafted by four major league teams. Both Danny and his father, Wilford "Wizzer" White, a former ASU All-America halfback who played for the Chicago Bears in 1951 and '52, are in the Arizona State Sports Hall of Fame. NOTE: Danny White's father is NOT U.S. Supreme Court Justice Byron "Whizzer" White.

PERSONAL: Wilford Daniel White is a native of Mesa, Ariz., and graduated from Westwood High in that Phoenix suburb. Danny does public service work in the Dallas area for any number of worthwhile causes. He was named a 1982 Dallas Father of the Year and the 1983 Cowboys Man of the Year. Danny, wife Jo Lynn and their four children — Ryan (4/26/73), Geoffrey (1/4/76), Heather (9/3/78) and Reed (7/29/83) — live in Fairview, Texas, near Dallas.

D. WHITE'S COWBOYS TOTALS

Year	Rushing					Year	Punting				
	No.	Yds.	Avg.	Long	TD		No.	Yds.	Avg.	Long	Blk.
1976	6	17	2.8	14	0	1976	70	2690	38.4	54	2
1977	1	-2	-2.0	-2	0	1977	80	3171	39.6	57	2
1978	5	7	1.4	4	0	1978	76	3076	40.5	56	1
1979	1	25	25.0	25	0	1979	76	3168	41.7	73	0
1980	27	114	4.2	48	1	1980	71	2903	40.9	58	0
1981	38	104	2.7	17	0	1981	81	3284	40.8	60	0
1982	17	91	5.4	21	0	1982	37	1542	41.7	56	0
1983	18	31	1.7	22	4	1983	38	1543	40.6	50	1
1984	6	21	3.5	8	0	1984	82	3151	38.4	54	0
1985	22	44	2.0	21	1	1985	1	43	43.0	43	0
1986	8	16	2.0	10	1	Totals	612	24571	40.2	73	6
1987	10	14	1.4	8	1						
Totals	159	482	3.0	48	8						

Year	Receiving				
	No.	Yds.	Avg.	Long	TD
1980	1	-9	-9.0	-9	0
1983	1	15	15.0	15t	1
1985	1	12	12.0	12t	1
Totals	3	18	6.0	15t	2

Year	Passing									
	Att.	Comp.	Yds.	Pct.	Int.	Avg. Gn.	Long	TD	Tkld/Lst	Rtng
1976	20	13	213	65.0	2	10.65	56	2	1/15	94.4
1977	10	4	35	40.0	1	3.50	12	0	2/15	10.4
1978	34	20	215	58.8	1	6.32	35	0	1/10	65.3
1979	39	19	267	48.7	2	6.85	45	1	4/46	58.6
1980	436	260	3287	59.6	25	7.54	58t	28	31/252	80.8
1981	391	223	3098	57.0	13	7.92	73t	22	30/234	87.5
1982	247	156	2079	63.2	12	8.42	49	16	25/264	91.1
1983	533	334	3980	62.7	23	7.47	80t	29	37/314	85.6
1984	233	126	1580	54.1	11	6.78	66t	11	22/178	71.5
1985	450	267	3157	59.3	17	7.02	56t	21	30/257	80.6
1986	153	95	1157	62.1	5	7.56	63	12	10/98	97.9
1987	362	215	2617	59.4	17	7.23	43	12	44/353	73.2
Totals	2908	1732	21685	59.6	129	7.46	80t	154	237/2036	82.0

SINGLE-GAME CAREER HIGHS

Regular Season
 Att.—49 (12/13/87 @ Washington)
 Comp.—31 (twice, last 10/6/85 @ N.Y. Giants)
 Yards—377 (10/9/83 vs. Tampa Bay)
 Long—80t (10/9/83 vs. Tampa Bay)
 TDs—5 (10/30/83 @ Giants)
 Ints.—5 (11/9/80 @ Giants)

Playoffs
 Att.—53 (12/26/83 vs. Rams)
 Comp.—32 (12/26/83 vs. Rams)
 Yards—330 (12/26/83 vs. Rams)
 Long—37 (12/28/80 vs. Rams)
 TDs—3 (12/28/80 vs. Rams)
 Ints.—3 (3 times, last 1/4/86 vs. Rams)

D. WHITE GAME-BY-GAME

Year	Att.	Comp.	Yds.	Pct.	TD	Int.	Tkld/Lst.	Lg
1976								
W-Philadelphia 9/12	7	5	25	71.4	0	0	0/0	14
W-Chicago 10/24	10	7	145	70.0	2	2	1/15	56
W-@ Washington 10/31	2	0	0	0.0	0	0	0/0	0
1977								
W-St. Louis 11/25	1	1	43	100.0	0	0	0/0	43
W-N.Y. Giants 9/25	7	3	30	42.9	0	0	0/0	12
W-Detroit 10/30	2	0	0	0.0	0	1	1/11	0
W-@ N.Y. Giants 11/16	1	1	5	100.0	0	0	1/14	5
Playoffs								
W-Chicago 12/26	1	0	0	0.0	0	0	0/0	0
W-Denver 1/15/78	2	1	5	50.0	0	0	0/0	5
1978								
W-N.Y. Giants 10/8	1	0	0	0.0	0	0	0/0	0
W-@ St. Louis 10/15	1	0	0	0.0	0	0	0/0	0

(Continued on next page)

D. WHITE, Cont.

D. WHITE GAME-BY-GAME (Cont.)

	Att.	Comp.	Yds.	Pct.	TD	Int.	Tkld/Lst.	Lg
W-@ Green Bay 11/12	3	2	34	66.7	0	0	0/0	18
W-@ Philadelphia 12/1	1	0	0	0.0	0	0	1/0	0
W-@ N.Y. Jets 12/17	24	15	156	62.5	0	1	0/0	35
Playoffs								
W-Atlanta 12/30	20	10	127	50.0	1	1	1/11	24
1979								
W-Cincinnati 9/30	1	1	12	100.0	0	0	0/0	12
W-Los Angeles 10/14	3	2	62	66.7	0	0	1/20	45
L-@ Pittsburgh 10/28	17	7	95	41.1	0	1	0/0	23
L-Philadelphia 11/12	6	2	14	33.3	0	1	0/0	10
L-@ Washington 11/18	11	6	74	54.5	1	0	3/26	21
W-N.Y. Giants 12/2	1	1	10	100.0	0	0	0/0	10
1980								
W-@ Washington 9/8	18	10	107	55.6	0	2	0/0	37
L-@ Denver 9/14	34	20	292	58.8	2	1	1/16	36t
W-Tampa Bay 9/28	33	24	244	72.7	3	0	0/0	28t
W-@ Green Bay 9/28	20	16	217	80.0	2	0	2/17	27
W-N.Y. Giants 10/5	33	22	266	66.7	2	1	3/16	46t
W-San Francisco 10/12	22	16	239	72.7	4	0	1/13	43
L-@ Philadelphia 10/19	38	20	222	52.6	0	3	2/19	21
W-San Diego 10/26	34	22	260	64.7	3	1	5/33	24
W-@ St. Louis 11/12	38	23	258	60.5	1	1	1/6	28t
L-@ N.Y. Giants 11/9	23	10	155	43.5	1	5	0/0	58t
W-@ St. Louis 11/16	36	20	296	55.6	3	1	2/20	58t
W-Washington 11/23	16	7	103	43.8	0	4	2/19	30
W-Seattle 11/27	18	11	120	61.0	2	2	2/7	20
W-@ Oakland 12/7	26	14	159	53.8	0	0	3/27	39
L-@ Los Angeles 12/15	23	9	147	39.1	1	3	3/29	36t
W-Philadelphia 12/21	24	16	202	66.7	4	1	3/30	36t
Playoffs								
W-Los Angeles 12/28	25	12	190	48.0	3	3	0/0	37
W-@ Atlanta 1/4/81	39	25	322	64.1	3	1	1/12	34
L-@ Philadelphia 1/11/81	31	12	127	38.7	0	1	1/11	28
1981								
W-@ Washington 9/6	24	12	145	50.0	2	0	1/5	42t
W-St. Louis 9/13	29	21	240	72.4	0	1	3/20	55
W-@ New England 9/21	34	24	218	70.6	2	0	0/0	32
W-N.Y. Giants 9/27	27	14	204	51.9	1	0	2/11	41t
L-@ St. Louis 10/4	28	15	182	53.6	1	1	3/16	48
L-@ San Francisco 10/11	16	8	60	50.0	0	2	3/26	16
W-Los Angeles 10/18	33	15	277	45.5	1	2	1/2	63t
W-Miami 10/25	32	22	354	68.8	3	1	2/27	38
W-@ Philadelphia 11/1	24	13	203	54.2	1	2	4/27	30
W-Buffalo 11/9	17	9	219	52.9	3	1	2/17	73t
L-@ Detroit 11/15	30	20	244	66.7	3	2	3/19	37
W-Washington 11/22	27	13	222	48.1	2	0	1/10	34
W-Chicago 11/26	7	3	66	42.9	0	0	1/8	38
(@ Baltimore 12/6 did not QB - injured)								
W-Philadelphia 12/13	30	17	264	56.7	2	0	0/0	47
L-@ N.Y. Giants 12/19	33	17	200	51.5	1	1	4/36	44
Playoffs								
W-Tampa Bay 1/2	26	15	143	57.7	1	0	1/10	25
L-@ San Francisco 1/10	24	16	173	66.7	2	1	4/38	31
1982								
L-Pittsburgh 9/13	36	25	347	69.4	4	2	3/32	45t
W-@ St. Louis 9/19	32	20	266	62.5	2	2	3/20	34
W-Tampa Bay 11/21	16	11	158	68.8	1	1	4/51	49
W-Cleveland 11/25	22	13	215	59.1	2	1	2/18	48
W-@ Washington 12/15	29	21	216	72.4	1	1	1/4	24
W-@ Houston 12/13	27	21	279	77.8	3	0	3/29	46t
W-New Orleans 12/19	22	14	222	63.6	1	2	2/27	45
L-Philadelphia 12/26	31	17	185	54.8	2	2	5/49	33t
L-@ Minnesota 1/3/83	32	14	191	43.8	0	1	2/24	42
Playoffs								
W-Tampa Bay 1/9/83	45	27	312	60.0	2	2	5/35	35
W-Green Bay 1/16/83	36	23	225	63.9	1	1	1/8	24
L-@ Washington 1/22/83	15	9	113	60.0	0	0	0/0	25

D. WHITE GAME-BY-GAME (Cont.)

	Att.	Comp.	Yds.	Pct.	TD	Int.	Tkld/Lst.	Lg
1983								
W-@ Washington 9/5	20	9	193	45.0	3	0	2/20	75t
W-@ St. Louis 9/11	27	19	234	70.4	1	0	4/20	47
W-N.Y. Giants 9/18	32	24	238	75.0	2	2	2/18	35
W-New Orleans 9/25	30	15	166	50.0	1	3	7/67	24
W-@ Minnesota 10/2	40	22	213	55.0	1	2	1/13	17
W-Tampa Bay 10/9	44	29	377	65.9	2	3	5/37	80t
W-Philadelphia 10/16	37	24	266	64.9	2	1	0/0	26
L-L.A. Raiders 10/23	38	19	240	50.0	2	2	2/17	27
W-@ N.Y. Giants 10/30	33	15	304	45.5	5	2	2/22	61t
W-@ Philadelphia 11/6	24	21	268	87.5	2	1	2/19	32
L-@ San Diego 11/13	47	31	300	66.0	3	0	1/9	35t
W-Kansas City 11/20	31	18	237	58.1	0	1	1/8	58
W-St. Louis 11/24	31	24	237	77.4	1	0	1/7	43
W-@ Seattle 12/4	26	19	233	73.1	2	1	1/7	35t
L-Washington 12/11	35	20	197	57.1	1	3	3/25	29t
L-@ San Francisco 12/19	38	25	277	65.8	1	2	3/25	43
Playoffs								
L-L.A. Rams 12/26	53	32	330	60.4	2	3	3/30	30
1984								
L-St. Louis 10/7	8	5	55	62.5	1	0	1/11	20
L-@ Washington 10/14	20	13	125	65.0	0	1	1/7	23
W-New Orleans 10/21	25	15	132	60.0	1	1	5/39	16
W-Indianapolis 10/28	32	21	262	65.6	2	0	0/0	38t
L-N.Y. Giants 11/4	6	1	20	16.7	0	0	2/13	20
W-New England 11/22	41	21	288	51.2	1	1	2/13	51
W-@ Philadelphia 12/2	25	8	125	32.0	1	4	3/29	57t
L-Washington 12/9	42	22	327	52.4	4	2	5/46	60t
L-@ Miami 12/17	34	20	246	58.8	1	2	3/20	66t
1985								
W-Washington 9/9	33	14	219	42.4	1	0	2/13	55t
L-@ Detroit 9/15	38	23	226	60.5	0	3	3/23	21
W-Cleveland 9/22	32	20	182	62.5	1	1	0/0	18
W-@ Houston 9/29	32	16	199	50.0	2	0	2/16	49
W-@ N.Y. Giants 10/6	46	31	342	67.4	3	4	3/25	24t
W-Pittsburgh 10/13	36	25	269	69.4	1	1	4/28	56t
(@ Philadelphia 10/20 did not play — injured)								
W-Atlanta 10/27	47	27	362	57.5	1	3	1/10	38
L-@ St. Louis 11/4	36	21	202	58.3	1	1	4/43	32
W-@ Washington 11/10	29	16	245	55.2	1	0	3/26	48
L-Chicago 11/17	17	9	107	52.9	0	1	4/33	20
W-Philadelphia 11/24	28	20	243	71.4	3	0	1/9	24
W-St. Louis 11/28	26	14	235	53.9	4	1	0/0	53t
L-@ Cincinnati 12/8	33	22	227	66.7	2	1	3/31	28
W-N.Y. Giants 12/15	17	9	99	52.9	1	1	0/0	33
(@ San Francisco 12/22 did not play — injured)								
Playoffs								
L-@ L.A. Rams 1/4	43	24	217	55.8	0	3	5/35	22
1986								
W-N.Y. Giants 9/8	39	23	279	59.0	2	0	2/14	36t
W-@ Detroit 9/14	31	20	184	64.5	1	2	1/11	15t
L-Atlanta 9/21	30	23	280	76.7	4	1	2/17	63
W-@ St. Louis 9/29	29	16	223	55.2	3	2	3/43	39
(@ Denver 10/5 did not play — injured)								
(Washington 10/12 did not play — injured)								
W-@ Philadelphia 10/19	5	2	15	40.0	0	0	0/0	18
W-St. Louis 10/26	16	10	168	62.5	2	0	1/7	40
L-@ N.Y. Giants 11/2	3	1	8	33.3	0	0	1/6	8
1987								
L-@ St. Louis 9/13	32	20	256	62.5	1	0	8/59	36
W-@ N.Y. Giants 9/20	38	23	276	60.5	1	4	5/34	35
W-Philadelphia 10/11	3	3	59	100.0	0	0	1/7	37
L-Washington 10/19	36	21	262	58.3	1	1	5/39	38t
L-@ Philadelphia 10/25	36	22	257	61.1	1	0	5/60	30
W-N.Y. Giants 11/2	33	24	245	72.7	1	1	4/31	25
L-@ Detroit 11/8	38	17	193	44.7	0	4	3/26	27
W-@ New England 11/15	44	25	286	56.8	1	2	4/29	43
L-Minnesota 11/26	41	25	341	61.0	4	3	6/50	39
L-Atlanta 12/6	12	8	83	66.7	0	1	0/0	22
L-@ Washington 12/13	49	27	359	55.1	2	1	3/18	33



Gerald White ★ 37

RUNNING BACK ● **MICHIGAN** ● **2nd YEAR**
HT: 5-11 ● **WT: 223** ● **BORN: 12/9/64** ● **FA FOR '87**

PRO: Gerald White signed as a free agent, was released after the third preseason game, then re-signed as a replacement and started all three games at fullback, showing skill as a blocker and receiver.

GAMES/STARTS: 1987 (3/3).

COLLEGE: White led Michigan and was eighth in the Big 10 in receiving in '86 with 35 catches for 385 yards. He earned honorable mention All-Big 10 honors in 1986. A starter at fullback in his final 27 games, White led Michigan in rushing touchdowns with seven and total touchdowns with 11 his junior year. Against Ohio State in 1985 White rushed for 110 yards on 29 carries. He finished his career with 1,295 yards on 332 carries and 61 catches for 541 yards. White, who played in the Hula Bowl following the 1986 season, scored 19 touchdowns in his final two seasons.

PERSONAL: Gerald White rushed for over 1,000 yards in each of his final three seasons at Titusville (FL) High School where he was a two-time All-America. He majored in sports management at Michigan.

G. WHITE'S COWBOYS TOTALS

Year	Rushing				Year	Receiving					
	No.	Yds.	Avg.	Long		TD	No.	Yds.	Avg.	Long	TD
1987	1	-4	-4.0	-4	0	1987	5	46	9.2	14	0



Randy White ★ 54



DEFENSIVE TACKLE ● **MARYLAND** ● **14th YEAR**
HT: 6-4 ● **WT: 263** ● **BORN: 1/15/53** ● **D-1A FOR '75**

PRO: Even though it's his 14th NFL season, new challenges await Randy White in 1988. Due to a neck injury that slowed him in 1987, White missed most of the contact drills and helped coach the defensive tackles in training camp. In Hall of Famer Ernie Stautner and future Hall of Famer White, the young Cowboys defensive linemen benefitted from a combined 29 years of NFL experience and 18 Pro Bowl appearances. Randy also took on a new position on the field in 1988 as a pass rusher from the outside rather than his familiar spot inside at defensive tackle. Despite the injury, White finished sixth on the team in tackles and second in sacks with six last year. In the upset win over the Giants, White grabbed his second career interception after Ed Jones batted a Phil Simms pass in the air. His only other interception came against San Francisco in the 1981 NFC Championship game. While playing with a shoulder injury in 1986, White recorded 6½ sacks and still led the defensive line in tackles with 103. However, White's streak of nine straight Pro Bowl appearances and club-record eight straight All-Pro selections came to an end. Randy can tie the Cowboys' record for service by playing in his 14th season in 1988. When White first joined the team in 1975, the Cowboys spent two seasons trying to turn him into a middle linebacker. However, it is not in Randy's nature to backpedal into pass coverage. When he settled at right defensive tackle in '77, he was co-MVP (with teammate Harvey Martin) in the Cowboys' 27-10 Super Bowl XII victory over Denver and made the Pro Bowl for the first time. His march to the Hall of Fame since then has been relentless. "When Randy White lines up on you," Landry once said in a classic description of his great tackle, "he doesn't care whether you're All-Pro or whether you're a rookie. You're going to get the same treatment. That makes him unique in this game." **GAMES/STARTS:** 1975 (14/1), 1976 (14/0), 1977 (14/14), 1978 (16/16), 1979 (15/14), 1980 (16/16), 1981 (16/16), 1982 (9/9), 1983 (16/16), 1984 (16/16), 1985 (16/16), 1986 (16/16), 1987 (15/14). Total — 193/164.

(Continued on next page)

WHITE'S COWBOYS TOTALS

Year	Opponents' Fumbles Recovered				
	No.	Yds.	Avg.	Long	TD
1975	2	0	0.0	0	0
1976	1	0	0.0	0	0
1977	2	0	0.0	0	0
1979	1	0	0.0	0	0
1982	1	0	0.0	0	0
1983	1	0	0.0	0	0
1986	2	0	0.0	0	0
Totals	10	0	0.0	0	0

Year	Kickoff Returns				
	No.	Yds.	Avg.	Long	TD
1978	1	15	15.0	15	0

Year	Interceptions				
	No.	Yds.	Avg.	Long	TD
1987	1	0	0.0	0	0

Year	Tackles — QB Traps			
	Solo	Ast.	Tot.	Tps.
1975	13	6	19	7
1976	25	17	42	6
1977	70	48	118	13
1978	75	48	123	16
1979	50	41	91	5
1980	56	32	88	6½
1981	61	33	94	8½
1982	22	21	43	2½
1983	67	33	100	12½
1984	81	27	108	12½
1985	61	34	95	10½
1986	73	30	103	6½
1987	39	25	64	6
Totals	693	395	1,088	112½

R. WHITE, Cont.

COLLEGE: A consensus All-America defensive end for the Terps in 1974, White won both the Outland Trophy and the Vince Lombardi Award as college football's top lineman that year. He was the second player selected in the 1975 draft with a choice obtained by the Cowboys from the New York Giants for quarterback Craig Morton. Atlanta selected quarterback Steve Bartkowski before the Cowboys took White.

PERSONAL: Randy Lee White was a football, basketball and baseball star at Thomas McKean High School in his hometown of Wilmington, Del. He is a fanatical bass fisherman. Randy, wife Vicci and daughter Jordan Leigh (5/6/79) live in Dallas. Randy received the 1980 Field Scovell Award for athletic excellence from the Dallas All-Sports Association. He supports the Association of Blind Athletes, the United Way, the American Heart Association and the Dallas County Foster Parents Association. He also has done work with the Make-A-Wish Foundation of Dallas, and hosts the Randy White celebrity Bass Tournament benefitting Easter Seals.



Robert Williams ★ 23

CORNERBACK ● **BAYLOR** ● **2nd YEAR**
HT: 5-10 ● **WT: 190** ● **BORN: 10/2/62** ● **FA FOR '87**

PRO: Robert Williams provided valuable help to the Cowboys on special teams, backing up at cornerback and in the 4-0 pass defense last season. Against Philadelphia (10/11) Williams had the Cowboys' only blocked extra point of 1987. He saw time at linebacker in passing situations and late in the year replaced Ron Francis at right cornerback for most of the second half against the Rams (12/21). A starter at cornerback during the replacement season, Williams recorded 19 tackles, knocked down a pass and recovered a fumble in those three games. He had a season-high 10 stops against Washington (10/19). Originally signed by Dallas in the spring of 1987, Williams was released on the final cut prior to the regular season, then re-signed on Sept. 22. Washington signed Williams as a free agent wide receiver in 1986 but released him during training camp. **GAMES/STARTS: 1987 (11/3).**

COLLEGE: A running back at Baylor, Williams was used mainly as a receiver in passing situations. In 1985 he rushed for 409 yards on 119 carries and caught 19 passes for 210 yards. He backed up Alfred Anderson his first two seasons and Ron Francis to begin his junior year in 1984.

PERSONAL: Robert Williams was the football and track MVP at Ball High School in Galveston, Texas. He won the district high hurdles title as a senior. A business management major at Baylor, Robert donates his time to the March of Dimes in Dallas and speaks against drugs in Dallas and Galveston schools. He and his wife Tracy have a son Brandon (12/13/86).

WILLIAMS' COWBOYS TOTALS						
Opponents' Fumbles Recovered						
Year	No.	Yds.	Avg.	Long	TD	
1987	1	0	0.0	0	0	

Tackles — QB Traps						
Year	Solo	Ast.	Tot.	—	Tps.	
1987	21	5	26	—	0	

Jeff Zimmerman ★ 76


GUARD ● FLORIDA ● 2nd YEAR
HT: 6-3 ● WT: 316 ● BORN: 1/10/65 ● D-3 FOR '87



PRO: Jeff Zimmerman is one of the new breed of mammoth offensive linemen now favored by the Cowboys. The heaviest player on the team last year, Zimmerman saw a good deal of playing time at left guard in his rookie year filling in when Nate Newton was hobbled by injuries. Zimmerman got himself noticed quickly early in the year in an upset victory at the New York Giants (9/20) when he knocked out Lawrence Taylor on a blitz. "Zoom" also started and went the distance at Philadelphia (10/25) and played most of the fourth quarter for Newton against Miami (11/22). Zimmerman possesses outstanding quickness and striking ability for such a big man. "He's very big and he's very talented," Tom Landry says. "If he can keep his weight under control, he'll be a top player." GAMES/STARTS: 1987 (11/1).

COLLEGE: Zimmerman was a two-time All-America and the first Florida lineman to earn All-America honors as an underclassman. He started for two years at guard before switching to tackle for his senior season of 1986. He was considered an excellent pass blocker and played in both the Senior Bowl and the Blue-Gray Classic following his senior year. In 1984 Zimmerman was part of the Florida line billed as "The Great Wall," which included his future Cowboys teammate Crawford Ker.

PERSONAL: Jeffrey Alan Zimmerman grew up in Orlando, Fla., where he was a PARADE All-America at Evans High School. He majored in physical education at Florida. Jeff enjoys fishing and boating.





IRVIN



NORTON

THE ROOKIES

(1988 Draftees)

MICHAEL IRVIN ● **Wide Receiver** ● **Miami Fla.**
Ht: 6-2 ● Wt: 198 ● Born: 3/5/66 ● D-1

Michael Irvin broke career receiving records at the University of Miami for catches (143), receiving yards (2,423), touchdown catches (26) and touchdown catches in a season (11 in 1986). However, the most telling numbers on Irvin are those in the big games.

With Irvin in the lineup, the Hurricanes beat perennial powerhouse Oklahoma three times, including the 1988 Orange Bowl for the national championship. In that Orange Bowl contest, Irvin caught the winning touchdown and finished his career against the Sooners with nine catches for 177 yards and four touchdowns.

Last season when Miami handed Florida State, who finished second in the polls, its only defeat, it was Irvin who keyed the 26-25 come-from-behind win with touchdown catches of 26 and 73 yards in the fourth quarter.

After Irvin became a starter in the first game of the 1985 season as a red-shirt freshman, Miami went 32-4 (10-2 in 1985, 11-1 in 1986 and 12-0 in 1987) and won 32 straight regular-season games. He finished his career by catching a pass in a school-record 34 straight games.

The third wide receiver taken in the draft behind Sterling Sharpe and Tim Brown, Irvin is the Cowboys' highest draft choice since Tony Dorsett was taken with the second pick in the 1977 draft.

Growing up in a family of 17 children, Irvin developed his strong character through his family. On the Friday following the draft, he graduated from Miami with a degree in business management.

"Being from a large family taught me that I can't always have what I want," says Irvin. "We weren't rich. My mother didn't work and my dad was a roofer. It teaches you a lot of values. I got out and started working when I was 12 or 13 years old. It taught me self discipline and unselfishness."

Irvin's father passed away shortly before Michael played his first game as a senior at St. Thomas Aquinas High School. After each touchdown Irvin scores he points to the sky in honor of his dad to whom Michael has devoted his football career.

An outstanding basketball player, Irvin earned all-state honors at St. Thomas Aquinas High School in Fort Lauderdale after averaging 21 points and 17 rebounds as a senior. He also won a number of slam dunk contests in the Florida area. Irvin was raised within three miles of fellow first-round draft choices Lorenzo White and Bennie Blades.

IRVIN'S MIAMI TOTALS

	RECEIVING					
Year	No.	Yds.	Avg.	Long	TD	
1985	46	840	18.3	78	9	
1986	53	868	16.4	50	11	
1987	44	715	16.3	73	6	
Totals	143	2423	16.9	78	26	

KEN NORTON ● **Linebacker** ● **UCLA**
Ht: 6-2 ● **Wt: 224** ● **Born: 9/29/66** ● **D-2**

The story of Ken Norton, Jr., is packed with irony. The son of a former heavyweight champion, Norton was never allowed to watch his father box. The only time he saw his dad fight was in a hospital bed following a car accident in 1986 when the elder Norton was battling for his life. Norton, Jr., stayed by his dad's side and was his constant companion through the long rehabilitation.

Norton, Sr., also kept his son from playing football until his junior year in high school. Upon entering UCLA, Norton, Jr., chose the jersey number 41, which his dad wore as a running back and defensive end at Northeast Missouri State. And now it is the father who admits to going through a second childhood through his son's football achievements.

An All-America inside linebacker at UCLA, Norton possesses the speed and the athletic ability to play on the outside in the pros. He was the fastest linebacker at the scouting combine in Indianapolis in February. He also broke up 18 passes in his UCLA career, including nine in 1986.

It was this athletic ability and the presence of All-America tailback Gaston Green that led UCLA head coach Terry Donahue to move Norton, who had averaged 8.8 yards per carry as a high school senior, from running back to linebacker before his freshman year.

The adjustment for Norton was a smooth one as he was named player of the game against California as a freshman with an interception and a fumble recovery to set up a field goal. As a reserve in 1985 he was named honorable mention All-PAC 10 and co-outstanding defensive player of the year for the Bruins.

Norton became a starter and captain as a junior and went on to lead UCLA in tackles his final two seasons. Last season he earned All-America honors (UPI, Sporting News, Football News and Walter Camp Foundation) and was the only west coast nominee for the Butkus Award, given to the nation's outstanding linebacker.

Norton was the sixth linebacker chosen (Aundray Bruce, Ken Harvey, Clifford Charlton, Marcus Cotton, Chris Spielman) in 1988. He also was drafted with the highest pick used on a UCLA linebacker since Jerry Robinson was taken in the first round by Philadelphia in 1979.

A basketball and baseball star at Westchester High School in Los Angeles, Norton majored in political science at UCLA.

NORTON'S UCLA TOTALS

	Solo	Tackles		Sacks	Passes Defensed	Fumbles Recovered	Intercepts
	Ast.	Total					
1984	19	17	36	1	1	1	1
1985	52	20	72	0	2	1	1
1986	76	30	106	1	9	2	0
1987	82	43	125	1½	6	1	1
Totals	229	110	339	3½	18	5	3



HUTSON



WIDELL



SECULES



HOOOVEN

MARK HUTSON ● **Guard** ● **Oklahoma**
Ht: 6-3 ● **Wt: 292** ● **Born: 8/29/66** ● **D-3**

Mark Hutson earned All-America honors two straight years, All-Big 8 honors three straight years, was the top-rated offensive guard in the 1988 draft and played for an Oklahoma team that went 42-5-1 in his four years and won the national championship in 1985. But his biggest thrill may have been the touchdown he scored in the 1988 Orange Bowl. On a designed play, Hutson picked up the ball off the ground where the center had placed it and rumbled 29 yards for the score against Miami.

Called the most fundamentally sound lineman to ever play at Oklahoma by Sooners offensive line coach Merv Johnson, Hutson started 36 straight games, the longest streak ever for a player under Barry Switzer.

Hutson anchored an offensive line that powered Oklahoma to an average of 499.7 rushing yards per game to lead the nation in 1987. Against Kansas State on Oct. 17, the Sooners rolled up 518 yards on the ground. Two weeks later Oklahoma averaged 8.3 yards per carry while rushing for 565 yards and eight touchdowns against Kansas.

After spending his freshman season starting at left tackle, Hutson became a starting guard before the Texas-OU game in 1985. The Outland Trophy and Lombardi Award nominee blocked against Neil Smith, the former Nebraska defensive tackle and the second player picked in the 1988 draft, in the traditional Big-8 showdown. The Sooners beat the Cornhuskers each of the past four years and last season Hutson leveled Smith to spring tailback Patrick Collins for a 65-yard touchdown.

An all-state lineman at Northside High School in Fort Smith, Ark., Mark majored in communications at Oklahoma.

DAVE WIDELL ● **Tackle** ● **Boston College**
Ht: 6-6 ● **Wt: 297** ● **Born: 5/14/65** ● **D-4**

The toughest job in the city of Hartford, Conn., over the past 20 years didn't belong to a politician or a local businessman. Five-foot, seven-inch Beverly Widell had the difficult task of not only feeding her mammoth sons, Dave (6-6, 297) and Doug (6-4, 277), but also had to referee their brotherly quarrels.

"Once we got over 250 pounds," says older brother Dave, "we stopped fighting. It got to be too dangerous. Mom was the only one with enough guts to get between us."

More recently the tandem teamed on the Boston College offensive line. Versatile Dave, who handled the Eagles' long-snapping duties the past 3½ years, became the starting right tackle in 1986. Last season Doug became the starter at right guard.

An All-East Coast and honorable mention All-America pick, Dave benefitted from playing in Boston College's pro-style offense. A noted pass blocker, Widell also led the way for an Eagles rushing attack that gained 343 yards and two touchdowns against Tennessee last year.

After backing up at left tackle in 1984, Widell shared the center duties in 1985. Midway through his freshman season, Widell took over the deep-snapping job that had been handled the year before by Steve DeOssie, who has performed the same role for the Cowboys on punts the past four years.

The 1988 draft marked the second straight year and the third time in the past five drafts that Dallas chose a player from Boston College in the fourth round (DeOssie in 1984 and Kelvin Martin in 1987). Widell and Martin also were born on the same day.

An all-state tight end and nose tackle for South Catholic High School in Hartford, Conn., Widell also played center on his high school basketball team. He majored in accounting at Boston College.

SCOTT SECULES • **Quarterback** • **Virginia**
Ht: 6-3 • **Wt: 220** • **Born: 11/8/64** • **D-6**

The whizzes at Hewlett-Packard are not the only ones asking "What if?" The coaches and followers of University of Virginia football are asking the same question about quarterback Scott Secules. What if he didn't break his foot in a high school all-star game the summer before entering Virginia? What if he had been the Cavaliers' starting quarterback for more than just his senior year?

After redshirting his freshman year due to the broken foot, Secules spent the next three years backing up Don Majkowski, who started five games as a rookie for Green Bay last year.

The Virginia faithful caught a glimpse of what was to come when Secules started three games in place of an injured Majkowski in 1986. Against Clemson in the second of those starts, he completed 30 of 49 passes for 298 yards and two touchdowns to set school records for attempts and completions.

As the starter last year Secules set 14 more school records, including completions in a season (174), passing yards in a game (328 vs. North Carolina) and a season (2,311), completion percentage in a game (80.0, 20 of 25 vs. Wake Forest), in a season (58.8, 174 of 296) and in a career (56.0, 260-464).

In leading Virginia to only its second bowl appearance in 99 years and its first undefeated home season since 1951, Secules improved as the season progressed.

(Continued on next page)

SECULES' VIRGINIA TOTALS

Year	PASSING						Long	Int.
	Att.	Comp.	Yds.	Pct.	TD			
1985	22	11	121	50.0	2	40	1	
1986	146	75	956	51.4	4	43	7	
1987	296	174	2,311	58.8	12	56	8	
TOTALS	464	260	3,388	56.0	18	56	16	

Year	RUSHING				
	No.	Yds.	Avg.	Long	TD
1985	5	0	0.0	3	0
1986	27	56	2.1	21	1
1987	57	45	0.8	19	6
TOTALS	89	101	1.1	21	7

SECULES, Cont.

In the Cavaliers' final home game against North Carolina, Secules was impressive in leading Virginia back from a 17-7 deficit with 4:44 remaining. In that fourth quarter, he completed 11 of 19 passes for 157 yards and the game-winning touchdown with 30 seconds remaining. Secules finished the day with 328 passing yards while completing 28 of 50 attempts.

The first Virginia quarterback to be named All-ACC since Bob Davis in 1966, Secules led the conference in passing efficiency and finished his collegiate career by being named the offensive player of the game in Virginia's 22-16 victory over BYU in the All-America Bowl.

Secules has good size, arm strength and showed good intelligence in running the complicated Virginia pass offense, but the quality always mentioned first about him is his quick release, which he attributes to his days as a baseball catcher.

"Secules has an excellent delivery," says Tom Landry. "It is amazing how he throws the ball. He probably has the quickest delivery that we have seen. He is very smart and big."

Michael Dean Perry, the defensive lineman from Clemson who was drafted in the second round by Cleveland, voiced his opinion after the Tigers failed to sack Secules. "He doesn't let you get him. He gets rid of the ball and you end up real frustrated."

The third quarterback taken in the draft (Chris Chandler, Don McPherson) and the only player chosen from Virginia in 1988, Secules was rated the top quarterback in the draft by Cowboys assistant coach Paul Hackett.

A native of Centreville, Va., Scott Wescott Secules starred in basketball, baseball and football at Chantilly High School. He also earned membership to the National Honor Society. His father Tom played quarterback at William & Mary from 1956-59. Scott earned his degree in economics from Virginia.

OWEN HOOVEN ● **Tackle** ● **Oregon State**
Ht: 6-8 ● **Wt: 302** ● **Born: 8/11/66** ● **D-7**

Owen Hooven's favorite meal is his mom's barbecued chicken. He always eats two — not two pieces, two whole chickens. Judging from her son's six-foot, eight-inch, 302-pound frame, it appears Owen's mom spent a lot of time with a lot of chickens.

Hooven, the tallest player in college football last year, started only one season at right tackle for Oregon State due to a misunderstanding that cost him his junior year. After transferring from the College of the Redwoods, Hooven suffered a knee injury in spring drills in 1986. The Beaver coaches intended to redshirt him that fall, but he was mistakenly played in some junior varsity games and lost a year of eligibility.

An All-PAC 10 honorable mention selection in 1987, Hooven anchored the protection for Oregon State quarterback Erik Wilhelm, who led the conference in passing yards last year.

Hooven, who was the only player from Oregon State drafted in 1988, earned second-team All-Golden Valley Conference honors two times at the College of the Redwoods.

Felix Owen Hooven III was 21-5 as a wrestler at Arcata High School in Blue Lake, Calif. He also lettered in track and football. Hooven majored in liberal studies at Oregon State.

**HIGGS****OWENS****HENNINGS****HUMMEL**

MARK HIGGS ● **Running Back** ● **Kentucky**
Ht: 5-7 ● **Wt: 188** ● **Born: 4/11/66** ● **D-8**

Mark Higgs could become the Cowboys' designated leaper. Boasting a 43-inch vertical jump, "Higgs over the Top" could be the Dallas battle cry in short yardage and goalline situations.

Despite his lack of size, Higgs gained a reputation as a tough inside runner and an excellent blocker at Kentucky. With two of the five longest scoring plays in Wildcats history — an 85-yard TD run vs. Utah State in 1987 and an 84-yard TD run vs. Vanderbilt in 1984 — Higgs has shown he also has the speed to break the long gain.

Last season Higgs averaged 6.6 yards per carry to break the school record of 6.3, which he set as a freshman in 1984. Higgs also holds Kentucky marks for rushing average in a game (29.0, 4-116 vs. Rutgers in 1984) and in a career (5.4). In 1987 he had the best year ever by a Wildcat rusher by gaining 1,278 yards.

An honorable mention All-America and All-SEC second team pick last year, Higgs also is a fine receiver. In four years he caught 58 passes for 483 yards, including a career-high 20 receptions for 182 yards as a junior. In Kentucky's 10-3 win over Florida in 1986, Higgs caught six passes for 52 yards and rushed for 95 yards, including the game-winning TD on a one-yard plunge.

After seeing spot duty behind George Adams as a freshman, Higgs suffered a knee injury in spring drills in 1985. He recovered that fall to gain 611 yards rushing and catch 19 passes. He alternated with Ivy Joe Hunter in 1986.

A two-time All-America and all-state pick at Owensboro, Ky., High School, Higgs set state records with 6,721 yards rushing and 75 touchdowns in his career. As a senior he ran for 2,858 yards and 32 touchdowns with nine 200-yard games, including 297 yards against Boone County High School. As a junior he gained 325 yards against Owensboro Catholic High School. He majored in vocational industrial education at Kentucky.

HIGGS' KENTUCKY TOTALS

Year	Rushing					Year	Receiving				
	No.	Yds.	Avg.	Long	TD		No.	Yds.	Avg.	Long	TD
1984	75	476	6.3	84	5	1984	3	0	0.0	5	0
1985	143	611	4.3	39	5	1985	19	178	9.4	34	0
1986	121	527	4.4	24	5	1986	20	182	9.1	29	0
1987	193	1,278	6.6	85	10	1987	16	123	7.7	18	0
TOTALS	532	2,892	5.4	85	25	TOTALS	58	483	8.3	34	0

BILLY OWENS • **Defensive Back** • **Pittsburgh**
Ht: 6-1 • **Wt: 198** • **Born: 12/12/65** • **D-10**

Billy Owens, Jr., grew up three blocks from the Syracuse University campus, where he attended basketball and football camps and was a ballboy for the Orangemen basketball team from 1977-80. However, when the time came to make a decision on college, Owens chose Pittsburgh over the hometown school.

The first Pittsburgh player to be drafted by Dallas since Tony Dorsett in 1977, Owens began his collegiate career as a running back. With limited playing time he averaged 8.3 yards per carry (14-116) as a freshman.

An honorable mention All-America and two-time All-East Coast pick, Owens redshirted the 1984 season due to a knee injury. The following spring, with great depth at running back, including Craig Heyward, the Pittsburgh coaches moved Owens to defensive back. He became the starting strong safety toward the end of the 1985 season.

Owens averaged 35.0 yards per interception return and took back three for touchdowns, from 43, 46 and 69 yards. His 69-yarder last year accounted for the only touchdown in the Panthers' 10-0 win over Penn State.

Against West Virginia last season, Owens recorded nine tackles, a sack and forced two fumbles, including the one that set up the winning field goal in Pittsburgh's 6-3 decision. In the Panthers' upset win over Notre Dame in 1987, Owens had a season-high 10 tackles. As a junior Owens had a career-high 16 tackles against North Carolina State.

As a part-time kickoff returner last year, Owens averaged 21.9 yards per return during the regular season. In the Bluebonnet Bowl against Texas, he returned five kicks for 117 yards including a 45-yarder to set up a touchdown.

An all-state football selection at Christian Brothers Academy in Syracuse, Owens also lettered in track and baseball. His father, Billy, Sr., played football at Hartwick College from 1961-65 and his brother, Duane, starred at wide receiver for Wake Forest from 1981-84. Billy earned his degree in information science from Pittsburgh and spent the 1987 season working toward his MBA.

OWENS' PITTSBURGH TOTALS

Year	Tackles			Sacks	Pass.		Fum. Rec.	Fum. Caused
	Solo	Ast.	Tot.		Def.	Int.		
1985	15	7	22	0	2	0	0	0
1986	57	49	106	0	5	4	0	0
1987	54	34	88	0	4	1	0	3
TOTALS	126	90	216	0	11	5	0	3

CHAD HENNINGS • **Defensive End** • **Air Force**
Ht: 6-5 • **Wt: 251** • **Born: 10/20/65** • **D-11**

The good news is that the Cowboys drafted Chad Hennings, who in 1988 won the Outland Trophy, captured unanimous All-America honors, was the WAC defensive player of the year, and set a conference record for sacks in a season with 24. The bad news is Hennings has a military commitment of at least five years and possibly eight if he enrolls in flight school.

Dallas hopes Hennings follows in the footsteps of Roger Staubach, who served a five-year military commitment after graduating from Navy, joined Dallas as a 27-year-old rookie and led the team to four Super Bowls on his way to the Pro Football Hall of Fame.

Hennings doesn't hide his desire to play in the NFL, but he also wants to be a fighter pilot and realizes his commitment to the Air Force. "I'd like the opportunity to play professional football," said Hennings. "But I'm not going to go out of my way to cause any waves that would hurt the Air Force or my reputation."

In order to enter flight school, the two-time Academic All-America needed a waiver from the Air Force because he is two inches too tall. He also needed to lose weight because of the 242-pound weight limit.

After playing his freshman season as a 220-pound tight end, Hennings was moved to defensive line in spring drills in 1985. He earned honorable mention All-America and second-team All-WAC honors that season.

The following year he again was an honorable mention All-America and earned first-team All-WAC honors. Hennings led an Air Force defense that held Colorado State's All-America running back Steve Bartalo to 53 yards on 21 carries in 1986.

Against Wyoming in the 1987 season opener, Hennings put on a Superman performance with seven tackles, three sacks, one fumble recovery, one forced fumble and three batted passes, including one that was intercepted. He had a season-high 13 tackles against San Diego State and recorded 12 tackles and two sacks against both TCU and Notre Dame.

A native of tiny Elberon, Iowa (pop. 150), Hennings grew up on a 900-acre farm. He earned two-time all-state honors in football and was a state champion wrestler at Brenton Community High School. A former member of the 4-H club and the Future Farmers of America, Hennings majored in management at the Air Force Academy.

HENNING'S AIR FORCE TOTALS

Year	Tackles			Sacks	Passes	Fum. Rec.	Fum. Caused	Tackles For Loss
	Solo	Ast.	Tot.		Def.			
1985	47	24	71	11	0	1	0	20
1986	59	42	101	10	0	1	0	20
1987	48	39	87	24	5	3	5	31
TOTALS	154	105	259	45	5	5	5	71

BEN HUMMEL

Linebacker

UCLA

Ht: 6-4

Wt: 234

Born: 8/22/66

D-12

Few football players have led a more confusing past two seasons than Ben Hummel. In 1986, after two years as a backup linebacker at SMU, Hummel was moved to defensive end, where he started 11 games and led the Mustangs in tackles for losses.

After SMU's football program was suspended, Hummel transferred to UCLA where he began the 1987 season as a backup outside linebacker. He started the final three games, including a 13-tackle performance against USC in the final regular-season contest.

Against Stanford, Hummel recorded a sack and returned an interception for a touchdown. He finished the year second on the Bruins with six sacks.

A highly sought-after recruit out of Rockwall High School (15 miles east of Dallas), Hummel chose SMU over Notre Dame. He is the first local player drafted by the Cowboys since Harvey Martin, who went to high school at South Oak Cliff in Dallas, was chosen in 1973.

Benjamin D. Hummel majored in political science at UCLA. His brother, Jon, was a freshman linebacker at Texas Tech in 1987.

HUMMEL'S SMU TOTALS

Year	Tackles			Sacks	Passes	Fum. Rec.	Fum. Caused	Tackles For Loss
	Solo	Ast.	Tot.		Def.			
1984	6	7	13	1	0	0	0	2
1985	18	13	31	6	0	2	2	9
1986	32	17	49	1	2	0	2	7
TOTALS	56	37	93	8	2	2	4	18

HUMMEL'S UCLA TOTALS

Year	Tackles			Sacks	Passes	Fum. Rec.	Fum. Caused	Tackles For Loss
	Solo	Ast.	Tot.		Def.			
1987	19	23	42	6	2	0	0	7

Other Cowboys With Pro Experience

RAY ALEXANDER, who signed with Dallas in 1987 after two seasons in the Canadian Football League, broke his left wrist in training camp and spent the '87 season on injured reserve. The 6-4, 190-pound wide receiver from Florida A&M finished second in the CFL in receiving yards (1,590) and third in catches (88) while playing for Calgary in 1986. He caught eight passes for 132 yards, 41 long and one touchdown in eight games with the Denver Broncos in 1984.

CURTIS BAHAM, a 5-11, 180-pound cornerback from Tulane, played three games with Seattle's replacement team last season. He originally signed as a free agent with Philadelphia in 1987 but was released in training camp. A four-year letterman at Tulane, Baham starred in football, baseball and track at Covington (La.) High School.

EVERETT GAY, the Cowboys fifth-round draft pick in 1987, spent the entire season on injured reserve after injuring an ankle in training camp. The 6-2, 204-pound wide receiver from Texas caught 49 passes for 789 yards in his collegiate career and led the Longhorns with 22 catches in 1985.

VICTOR JAMES, a 5-11, 190-pound running back from Colorado, was drafted in the 10th round by Buffalo as a defensive back in 1982 but was released in preseason. He played two seasons as a wide receiver in the USFL with Denver in 1983 and Chicago in 1984. A running back at Colorado, James rushed for 104 yards on 20 carries and caught 16 passes for 221 yards in two seasons.

HARPER LABEL, who was drafted in the 12th round by Kansas City in 1985, was on San Diego's replacement roster for one game in 1987. The 6-4, 245-pound tight end caught 99 passes for 1,057 yards to finish fourth on Colorado State's all-time receiving list. He starred in track, football, baseball and basketball at Notre Dame High School in Sherman Oaks, Calif.

PAUL OSWALD, a 6-4, 275-pound center from Kansas, earned a spot on Pittsburgh's roster after the Steelers drafted him in the 11th round in 1987. He played in the first two games but was released after the seventh game. A two-year starter at center for the Jayhawks, Oswald played in the Blue-Gray Game following his senior year.

ROBERT SMITH, who was signed as a free agent by Dallas in 1987, broke his left arm in preseason and was on injured reserve for the year. The 6-7, 270-pound defensive end from Grambling came to the Cowboys after he was released by Minnesota before the start of the 1986 season. He played in 16 games as a reserve defensive end and tackle with the Vikings in 1985.

VERNICE SMITH, a 6-2, 275-pound guard from Florida A&M, signed as a free agent with Miami in 1987. He was released on the final cut of preseason. A three-year starter for the Rattlers, Smith played every offensive line position in college.

LEN STRANDLEY, who signed as a free agent with Seattle in 1987, was released by the Seahawks in training camp. The 5-11, 190-pound placekicker from Cal State Fullerton made 34 of 41 extra point attempts and 17 of 29 field goal attempts for 85 points in two years with the Titans. Strandley transferred to Fullerton from the University of Washington.

CHARLES WRIGHT, who was drafted in the 10th round by St. Louis in 1987, played three games for the Cardinals last year. The 5-9, 178-pound cornerback from Tulsa was released following the seventh game of the season. A two-year starter at cornerback for Tulsa, Wright led the Hurricanes in interceptions in 1985 and 1986. He is the brother of Cleveland safety Felix Wright.

LUIS ZENDEJAS, a 5-9, 190-pound placekicker from Arizona State, played two games with Dallas in 1987. As part of the Cowboys replacement roster Zendejas made all 10 extra point attempts and three of four field goals, including a club season-long 50 yarder against Philadelphia (10/11). Zendejas played one season for Arizona of the USFL making 36 of 41 extra points and 24 of 33 field goals. Part of the kicking Zendejas family, Luis Fernando attended Don Antonio Lugo High School in Chino, Calif.

1988 Rookies Alphabetical Roster

NAME	POS.	HGT.	WGT.	BIRTHDATE	HOW ACQ.	COLLEGE	NFL EXP.
Adams, Mike	S	6-0	189	11/4/64	FA	N.E. Oklahoma State	R
Austin, Jean	CB	5-9	186	1/26/65	FA	Rutgers	R
Beach, Sanjay	WR	6-0	184	2/21/66	FA	Colorado State	R
Blacknell, Kenny	LB	6-2	236	4/21/66	FA	Appalachian State	R
Branch, Rodney	CB	5-9	184	11/24/65	FA	Grambling	R
Briggs, Alvin	S	5-10	184	10/7/64	FA	Auburn	R
Brown, Chase	WR	6-2	218	4/15/65	FA	Idaho State	R
Burnett, Craig	QB	6-1	188	12/30/65	FA	Wyoming	R
Caylor, David	K	6-1	198	10/17/66	FA	Cal. State Long Beach	R
Chappell, Curtis	WR	5-11	151	1/16/66	FA	Howard	R
Clark, Matt	WR	5-10	183	11/1/64	FA	Baylor	R
Coleman, Ray	DL	6-2	240	8/13/64	FA	Florida A&M	R
Cooper, Jason	TE	6-4	245	1/16/66	FA	Duke	R
Crawford, James	RB	5-11	194	11/30/64	FA	Eastern Kentucky	R
Dean, Kent	TE	6-4	234	9/4/64	FA	Kansas State	R
Demore, David	LB	6-2	227	4/26/65	FA	Duke	R
DenBraber, David	QB	6-1	188	8/20/66	FA	Ferris State	R
Driscoll, Bob	TE	6-2	235	6/3/66	FA	Northwestern	R
Duhart, Tommy	DT	6-4	281	11/29/64	FA	S.E. Oklahoma	R
Dunlap, Jerry	DB	5-8	175	2/4/65	FA	Youngstown State	R
Friewald, Todd	DE	6-5	233	7/19/66	FA	VMI	R
Garrett, John	WR	5-11	172	3/2/65	FA	Princeton	R
Gay, Everett	WR	6-2	204	10/23/64	D5-'87	Texas	1
Gibson, Boomer	LB	6-3	220	2/26/65	FA	Arizona	R
Gillies, Ed	G	6-4	258	6/16/64	FA	Cal. State-Fullerton	R
Griffin, Tony	CB	5-8	174	11/21/64	FA	Texas	R
Hardman, James	G	6-3	276	11/28/64	FA	Appalachian State	R
Harmon, Victor	LB	6-2	220	1/19/65	FA	Louisiana Tech	R
Hennings, Chad	DL	6-5	251	10/20/65	D11	Air Force	R
Higgs, Mark	RB	5-7	188	4/11/66	D8	Kentucky	R
Hooker, Alan	WR	6-1	191	10/15/65	FA	North Carolina A&T	R

1988 Rookies Alphabetical Roster, Cont.

NAME	POS.	HGT.	WGT.	BIRTHDATE	HOW ACQ.	COLLEGE	NFL EXP.
Hooven, Owen	T	6-8	302	8/11/66	D7	Oregon State	R
Huge, Al	DT	6-3	261	6/1/66	FA	Hillsdale	R
Hummel, Ben	LB	6-4	234	8/22/66	D12	UCLA	R
Hutson, Mark	G	6-3	292	8/29/66	D3	Oklahoma	R
Irvin, Michael	WR	6-2	198	3/5/66	D1	Miami, Fla	R
James, Victor	RB	5-11	196	2/6/61	FA	Colorado	1
Johnson, Carl	CB	5-7	163	6/14/65	FA	Jackson State	R
Johnson, Eric	DT	6-7	267	12/12/65	FA	Rice	R
Johnson, Scott	DE	6-5	240	9/27/66	FA	Nebraska-Omaha	R
Jones, Karl	RB	6-1	226	11/22/65	FA	LSU	R
Jones, Mack	WR	5-8	183	9/17/64	FA	North Carolina State	R
Jones, Reggie	RB	6-1	238	9/7/63	FA	Florida A&M	R
Jones, Robert	DB	6-1	203	6/22/65	FA	Houston	R
Kremer, Jeff	LB	6-2	241	4/18/65	FA	Kentucky	R
Kropke, John	DT	6-4	261	1/3/66	FA	Illinois State	R
LeBel, Harper	TE	6-4	245	7/14/63	FA	Colorado State	1
Leet, Scott	P	6-1	184	12/26/62	FA	Cal. State-San Fran.	1
McClendon, Tyrone	DE	6-4	258	10/10/65	FA	Georgia	R
Malosky, Jim	QB	6-3	204	11/20/65	FA	Minnesota-Duluth	R
Manzullo, Mike	WR	6-0	183	4/26/66	FA	N.E. Louisiana	R
Marlatt, Andrew	DE	6-4	262	5/1/65	FA	Miami, OH	R
Miller, Jim	S	6-1	194	3/7/66	FA	New Mexico State	R
Minear, Chris	G	6-2	273	5/22/65	FA	Virginia	R
Monk, Stanley	RB	6-0	196	12/22/66	FA	Duke	R
Morris, Terry	QB	6-1	195	9/29/64	FA	Miami, OH	1
Moss, Zefross	T	6-6	315	8/17/66	FA	Alabama State	R
Norton, Ken	LB	6-2	224	9/29/66	D2	UCLA	R
Oliver, Jeff	T	6-3	274	7/28/65	FA	Boston College	1
Owens, Billy	DB	6-1	198	12/2/65	D10	Pittsburgh	R
Patterson, Melvin	WR	6-2	190	9/7/65	FA	Stephen F. Austin	R
Phillips, James	TE	6-4	218	3/21/65	FA	Wake Forest	R
Pulley, Lonnie	RB	5-10	220	10/12/65	FA	Winston-Salem	R
Richmond, Jim	G	6-5	289	10/21/64	FA	Purdue	R
Rinehart, Jeff	OL	6-1	316	6/6/65	FA	Arizona	R
Robinson, Toren	S	5-11	184	7/29/65	FA	Southern	R
Rose, Terry	WR	5-9	165	11/26/64	FA	Grambling	R
Ryan, Kelly	QB	6-1	198	2/5/66	FA	Yale	R
Sampson, Steve	P	6-3	211	9/12/65	FA	Arkansas State	R
Schell, David	DT	6-4	258	10/24/66	FA	Arkansas	R
Scheller, Sean	DT	6-5	250	9/27/65	FA	Stanford	R
Schmidt, Derek	K	5-8	183	7/20/65	FA	Florida State	R
Scott, Sean	LB	6-1	226	4/10/66	FA	Maryland	R
Secules, Scott	QB	6-3	220	11/8/64	D6	Virginia	R
Simmons, Jimmie	LB	6-1	218	12/7/65	FA	Wake Forest	R
Smith, Jeffrey	CB	5-10	178	11/10/66	FA	Grambling	R
Smith, Mark	LB	6-2	220	10/16/64	FA	North Carolina State	R
Smith, Vernice	G	6-2	275	10/24/65	FA	Florida A&M	1
Strandley, Len	K	5-11	190	11/15/63	FA	Cal. State-Fullerton	1
Terry, Dewayne	S	6-1	185	7/16/66	FA	Duke	R
Thieneman, Chris	DE	6-4	248	6/6/65	FA	Louisville	R
Thomas, Chris	RB	5-8	199	2/4/65	FA	Miami, OH	R
Thomas, Franky	S	6-2	208	12/9/65	FA	Houston	R
Tillman, James	LB	6-1	213	7/19/64	FA	Alabama State	R
Wallace, Mark	LB	6-1	210	12/12/64	FA	Winston-Salem	R
Warrick, Russ	OL	6-5	272	6/1/66	FA	UCLA	R
Warren, Terry	LB	6-2	227	2/11/64	FA	Florida State	R
Washington, Sean	CB	5-11	190	3/31/66	FA	Rutgers	R
Widell, Dave	T	6-6	297	5/14/65	D4	Boston College	R
Worley, Joe	K	5-10	169	9/15/66	FA	Kentucky	R

Dallas Cowboys 1988 Veterans Roster

NO.	NAME	POS.	HGT.	WGT.	BIRTHDATE	HOW ACQ.	COLLEGE	NFL EXP.
36	Albritton, Vince	S	6-2	217	7/23/62	FA-'84	Washington	5
2	Alexander, Ray	WR	6-4	196	1/8/62	FA-'87	Florida A&M	2
	Baham, Curtis	CB	5-11	180	3/2/63	FA	Tulane	2
87	Banks, Gordon	WR	5-10	170	3/12/58	FA-'85	Stanford	6
80	Barksdale, Rod	WR	6-1	193	9/8/62	T(Raid)-'87	Arizona	3
40	Bates, Bill	S	6-1	199	6/6/61	FA-'83	Tennessee	6
99	Brooks, Kevin	DT	6-6	278	2/9/63	D1-'85	Michigan	4
15	Burbage, Cornell	WR	5-10	181	2/22/65	FA	Kentucky	2
57	Burton, Ron	LB	6-1	245	5/2/64	FA-'87	North Carolina	2
89	Chandler, Thornton	TE	6-5	242	11/27/63	D6a-'86	Alabama	3
70	Cisowski, Steve	T	6-5	275	1/23/63	FA-'87	Santa Clara	2
42	Clack, Darryl	RB	5-10	220	10/29/63	D2-'86	Arizona State	3
84	Cosbie, Doug	TE	6-6	241	3/27/56	D3-'79	Santa Clara	10
55	DeOssie, Steve	LB	6-2	249	11/22/62	D4-'84	Boston College	5
26	Downs, Michael	S	6-3	212	6/9/59	FA-'81	Rice	8
81	Edwards, Kelvin	WR	6-2	205	7/19/64	FA-'87	Liberty	3
85	Folsom, Steve	TE	6-5	236	3/21/58	FA-'87	Utah	3
46	Fowler, Todd	FB	6-3	222	6/9/62	SD1-'84	Stephen F. Austin	4
38	Francis, Ron	CB	5-9	199	4/7/64	D2-'87	Baylor	2
66	Gogan, Kevin	T	6-7	310	11/2/64	D8-'87	Washington	2
27	Haynes, Tommy	S	6-0	190	2/6/63	FA	Southern California	2
58	Hegman, Mike	LB	6-1	226	1/17/53	D7-'75	Tennessee State	13
45	Hendrix, Manny	CB	5-10	181	10/20/64	FA-'86	Utah	3
52	Hurd, Jeff	LB	6-2	245	5/25/64	FA-'87	Kansas State	2
53	Jax, Garth	LB	6-2	222	9/16/63	D11-'86	Florida State	3
77	Jeffcoat, Jim	DE	6-5	263	4/1/61	D1-'83	Arizona State	6
72	Jones, Ed	DE	6-9	275	2/23/51	D1a-'74	Tennessee State	14
68	Ker, Crawford	G	6-3	283	5/5/62	D3-'85	Florida	4
67	Lilja, George	C	6-4	282	3/3/58	FA-'87	Michigan	5
56	Lockhart, Eugene	LB	6-2	230	3/8/61	D6a-'84	Houston	5
14	McDonald, Paul	QB	6-2	182	2/23/58	FA-'86	Southern California	9
83	Martin, Kelvin	WR	5-9	163	5/14/65	D4-'87	Boston College	2
30	Newsome, Timmy	FB	6-1	235	5/17/58	D6-'80	Winston-Salem State	9
61	Newton, Nate	G	6-3	315	12/20/61	FA-'86	Florida A&M	3
73	Noonan, Danny	DT	6-4	270	7/14/65	D1-'87	Nebraska	2
	Oswald, Paul	C	6-4	275	4/9/64	FA	Kansas	2
16	Pelluer, Steve	QB	6-4	208	7/29/62	D5a-'84	Washington	5
64	Rafferty, Tom	C	6-3	263	8/2/54	D4-'76	Penn State	13
82	Renfro, Mike	WR	6-0	184	6/19/55	T(Hou)-'84	Texas Christian	11
50	Rohrer, Jeff	LB	6-2	222	12/25/58	D2-'82	Yale	7
9	Ruzek, Roger	K	6-1	190	12/17/60	FA-'87	Weber State	2
4	Saxon, Mike	P	6-3	193	7/10/62	FA-'85	San Diego State	4
22	Scott, Victor	S	6-0	203	6/1/62	D2-'84	Colorado	5
86	Sherrard, Mike	WR	6-2	194	6/21/63	D1-'86	UCLA	2
60	Smerek, Don	DL	6-7	266	12/10/57	FA-'80	Nevada-Reno	8
79	Smith, Daryle	T	6-5	278	1/18/64	FA-'87	Tennessee	2
97	Smith, Robert	DE	6-7	267	12/3/62	FA-'87	Grambling	2
19	Sweeney, Kevin	QB	6-0	193	11/16/63	D7-'87	Fresno State	2
63	Titenson, Glen	G	6-4	275	2/21/58	D3-'81	Brigham Young	7
71	Tuinei, Mark	T	6-5	282	3/31/60	FA-'83	Hawaii	6
95	Walen, Mark	DL	6-5	262	3/10/63	D3-'86	UCLA	2
34	Walker, Herschel	RB	6-1	225	3/3/62	D5a-'85	Georgia	3
24	Walls, Everson	CB	6-1	192	12/28/59	FA-'81	Grambling	8
94	Watts, Randy	DE	6-6	305	6/22/63	FA	Catawba	2
62	Westberry, Gary	C	6-2	268	11/1/64	FA	Hampton	2
65	White, Bob	OL	6-5	267	4/9/63	FA-'87	Rhode Island	2
11	White, Danny	QB	6-3	198	2/9/52	D3a-'74	Arizona State	13
37	White, Gerald	FB	5-11	223	12/9/64	FA	Michigan	2
54	White, Randy	DT	6-4	263	1/15/53	D1a-'75	Maryland	14
23	Williams, Robert	CB	5-10	190	10/2/62	FA-'87	Baylor	2
41	Wright, Charles	CB	5-9	178	4/5/64	FA	Tulsa	2
6	Zendejas, Luis	K	5-9	190	10/22/61	FA	Arizona State	2
76	Zimmerman, Jeff	G	6-3	316	1/10/65	D3-'87	Florida	2

Cowboys All-Time Roster

ASSISTANT COACHES

Allen, Ermal, 1962-83	66 Baker, Jesse, DE, Jacksonville State, 1986
Armstrong, Neill, 1982-87	38 Baker, Sam, P/K, Oregon State, 1962-63
Berry, Raymond, 1968	62 Baldinger, Brian, C/G, Duke, 1982-84, 1986-87
Dahms, Tom, 1960-1962	87 Banks, Gordon, WR, Stanford, 1985-87
Dimancheff, Babe, 1960-62	80 Barksdale, Rod, WR, Arizona, 1987
Ditka, Mike, 1973-81	31 Barnes, Benny, CB, Stanford, 1972-82
Ecklund, Brad, 1960-63	80 Barnes, Gary, WR, Clemson, 1963
Erkenbeck, Jim, 1987	56 Barnes, Rodrigo, LB, Rice, 1973-74
Franklin, Bobby, 1968-72	81 Bateman, Marv, P, Utah, 1972-74
Gillman, Sid, 1972	40 Bates, Bill, S, Tennessee, 1983-87
Hackett, Paul, 1986-87	46 Baynham, Craig, RB, Georgia Tech, 1967-69
Hickey, Red, 1964	11 Beiden, Bob, QB, Notre Dame, 1969-70
Hughes, Ed, 1973-76	20 Bercich, Bob, S, Michigan State, 1960-61
Lavan, Al, 1980-87	76 Bethea, Larry, DE, Michigan St., 1978-83
Lowry, Alan, 1982-87	36 Bielski, Dick, TE, Maryland, 1960-61
Mackovic, John, 1981-82	44 Bishop, Don, CB, CCLA, 1960-65
Myers, Jim, 1962-86	24 Blackwell, Alois, RB, Houston, 1978-79
Nolan, Dick, 1962-67, 1982-87	28 Blount, Alvin, RB, Maryland, 1987
Reeves, Dan, 1970-80	68 Boeke, Jim, T, Heidelberg, 1964-67
Renfro, Ray, 1968-72	87 Borden, Nate, DE, Indiana, 1960-61
Roy, Alvin, 1973-75	84 Borresen, Rich, TE, Northwestern, 1987
Shofner, Jim, 1983-85	51 Braatz, Tom, LB, Marquette, 1960
Solari, Mike, 1987	77 Bradfute, Byron, T, So. Miss., 1960-61
Stallings, Gene, 1972-85	1 Brady, Kerry, K, Hawaii, 1987
Stautner, Ernie, 1966-87	53 Breunig, Bob, LB, Arizona State, 1975-84
Tubbs, Jerry, 1966-87	36 Brinson, Larry, RB, Florida, 1977-79
Ward, Bob, 1976-87	77 Brock, Clyde, DT, Utah State, 1962-63
	99 Brooks, Kevin, DT, Michigan, 1985-87
	59 Brown, Guy, LB, Houston, 1977-82
	31 Brown, Otto, CB/S, Prairie View, 1969
	22 Bullocks, Amos, RB, So. Ill., 1962-64
	15/89 Burbage, Cornell, WR, Kentucky, 1987
	60 Burkett, Jackie, LB, Auburn, 1968-69
	73 Burnette, Dave, T, Central Arkansas, 1987
	57 Burton, Ron, LB, North Carolina, 1987
	22 Butler, Bill, S, Chattanooga, 1960

PLAYERS

No.			
21	Adams, David, RB, Arizona, 1987	60	Caffey, Lee Roy, LB, Texas A&M, 1971
26	Adderley, Herb, CB, Mich. St., 1970-72	52	Cannon, Billy, LB, Texas A&M, 1984
23	Adkins, Margene, WR, Henderson, J.C., 1970-71	59	Capone, Warren, LB, Louisiana State, 1975
36	Albritton, Vince, S/LB, Washington, 1984-87	18	Carano, Glenn, QB, Nevada-Las Vegas, 1977-83
31	Allen, Gary, RB, Hawaii, 1983-84	17	Carmichael, Harold, WR, Southern, 1984
19	Alworth, Lance, WR, Arkansas, 1971-72	10	Carrell, Duane, P, Florida State, 1974
66	Andrie, George, DE, Marquette, 1962-72	79	Cesarino, Sal, G, Cal Poly SLO, 1987
10/35	Armstrong, Jimmy, DB, Appalachian State, 1987	85	Chandler, Thornton, TE, Alabama, 1986-87
64	Arneson, Jim, C/G, Arizona, 1973-74	77	Cisowski, Steve, T, Santa Clara, 1987
78	Asher, Bob, T, Vanderbilt, 1970	42	Ciack, Darryl, RB, Arizona State, 1986-87
76	Aughtman, Dowe, OL, Auburn, 1984		
33	Babb, Gene, LB/RB, Austin College, 1960-61		
53	Babinecz, John, LB, Villanova, 1972-73		



- 83/17 Clark, Mike, K, Texas A&M, 1968-71, 1973
73 Clark, Monte, T, Southern California, 1962
37 Clark, Phil, CB/S, Northwestern, 1967-69
82 Clarke, Frank, TE/WR, Colorado, 1960-67
47 Clinkscale, Dextor, S, South Carolina St., 1980, 1982-85
63 Cole, Larry, DE/DT, Hawaii, 1968-80
41 Coleman, Anthony, DB, Baylor, 1987
86 Coleman, Ralph, LB, N.Car., A&T, 1972
10 Collier, Reggie, QB, Southern Mississippi, 1986
77 Colvin, Jim, DT, Houston, 1964-66
31 Cone, Fred, K, Clemson, 1960
54/53 Connelly, Mike, C, Utah State, 1960-67
40 Conrad, Bobby Joe, WR, Texas A&M, 1969
61 Cooper, Jim, C/G/T, Temple, 1977-86
85 Cornwell, Fred, TE, Southern Cal, 1984-85
84 Cosbie, Doug, TE, Santa Clara, 1979-87
44/81 Courville, Vince, WR, Rice, 1987
85 Cronin, Gene, LB, Pacific, 1960
62 Cvercko, Andy, G, Northwestern, 1961-62
- 47/21 Daniels, Dick, S, Pacific (Ore.), 1966-68
89 Davis, Donnie, WR, Southern, 1962
57 Davis, Kyle, C, Oklahoma, 1975
88 Davis, Sonny, LB, Baylor, 1961
55 DeOssie, Steve, LB, Boston College, 1984-87
21 Dennison, Doug, RB, Kutztown State, 1974-78
83 Deters, Harold, K, North Carolina St., 1967
26 Dial, Buddy, WR, Rice, 1964-66
51 Dickerson, Anthony, LB, SMU, 1980-84
71 Dickson, Paul, T, Baylor, 1960
76 Diehl, John, DT, Virginia, 1965
89 Ditka, Mike, TE, Pittsburgh, 1969-72
34 Doelling, Fred, S, Pennsylvania, 1960
83 Donley, Doug, WR, Ohio State, 1981-84
62 Donohue, Leon, G, San Jose State, 1965-67
67 Donovan, Pat, T, Stanford, 1975-83
83 Doran, Jim, WR, Iowa State, 1960-61
33 Dorsett, Tony, RB, Pittsburgh, 1977-87
34 Douglas, Merrill, RB, Utah, 1961
30 Dowdle, Mike, RB/LB, Texas, 1960-62
26 Downs, Michael, S, Rice, 1981-87
86 Duckett, Kenny, WR, Wake Forest, 1985
89 Dugan, Fred, WR, Dayton, 1960
52 Dullban, Chris, LB, Texas, 1987
37 Dunn, Perry Lee, RB, Mississippi, 1964-65
45 Dupre, L.G., RB, Taylor, 1960-61
89 DuPree, Billy Joe, TE, Michigan St., 1973-83
78 Dutton, John, DE, Nebraska, 1979-86
71 Dwyer, Mike, DT, Massachusetts, 1987
- 42 Easmon, Ricky, DB, Florida, 1985
79/77 East, Ron, DT, Montana State, 1967-70
52 Edwards, Dave, LB, Auburn, 1963-75
81/87 Edwards, Kelvin, WR, Liberty, 1987
52 Eldson, Jim, G/C, Miss. State, 1976
- 63 Falls, Mike, G, Minnesota, 1960-61
27 Fellows, Ron, CB, Missouri, 1981-86
73 Fisher, Ray, T, Eastern Illinois, 1960
62 Fitzgerald, John, G/C, Bost. Coll., 1971-80
- 55 Flaherty, Harry, LB, Holy Cross, 1987
45 Flowers, Richmond, S, Tennessee, 1969-71
80/83 Folkins, Lee, TE, Washington, 1962-64
85 Folsom, Steve, TE, Utah, 1987
46 Fowler, Todd, FB, Stephen F. Austin, 1985-87
38 Francis, Ron, CB, Baylor, 1987
32 Franckhauser, Tom, CB, Purdue, 1960-61
76 Frank, Bill, T, Colorado, 1964
71 Frederick, Andy, T, New Mexico, 1977-81
15 Fritsch, Toni, K, Vienna, Austria, 1971-73, 1975
79 Frost, Ken, DT, Tennessee, 1961-62
75 Fry, Bob, T, Kentucky, 1960-64
84 Fugett, Jean, TE, Amherst, 1972-75
- 27 Gaechter, Mike, S, Oregon, 1962-69
32 Garrison, Walt, RB, Okla. St., 1966-74
35 Gent, Pete, WR/TE, Mich. St., 1964-68
11 Gibbs, Sonny, QB, Texas Christian, 1963
66 Gogan, Kevin, T, Washington, 1987
76 Gonzaga, John, DE, no college, 1960
83 Gonzalez, Leon, WR, Bethune-Cookman, 1985
44 Gowdy, Cornell, DB, Morgan State, 1986
71 Granger, Charlie, T, Southern, 1961
28 Granger, Norm, RB, Iowa, 1984
29/48 Green, Alex, CB, Indiana, 1987
61 Green, Allen, P/K, Mississippi, 1961
34 Green, Cornell, CB/S, Utah State, 1962-74
79 Gregg, Forrest, G/T, SMU, 1971
77 Gregory, Bill, DT/DE, Wisconsin, 1971-77
21 Gregory, Glynn, WR/CB/S, SMU, 1961-62
64 Grottkau, Bob, G, Oregon, 1961
60 Guy, Buzz, G, Duke, 1960
- 64 Hagen, Halvor, C/G, Weber State, 1969-70
52 Hansen, Wayne, LB, Texas Western, 1960
43 Harris, Cliff, S, Ouachita, 1970-79
86 Harris, Duriel, WR, New Mexico State, 1984
40 Harris, Jim, S, Oklahoma, 1961
22 Hayes, Bob, WR, Florida A&M, 1965-74
33 Hayes, Wendell, RB, Humboldt State, 1963
27 Haynes, Tommy, S, Southern California, 1987
56 Hays, Harold, LB, So. Miss., 1963-67
62/78 Healy, Don, DT, Maryland, 1960-61
58 Hegman, Mike, LB, Tennessee State, 1976-87
11 Heinrich, Don, QB, Washington, 1960
56 Henderson, Thomas, LB, Langston, 1975-79
45 Hendrix, Manny, CB, Utah, 1986-87
85 Hendrix, Tim, TE, Tennessee, 1987
72 Herchman, Bill, DT, Texas Tech, 1960-61
1 Herrera, Efen, K, UCLA, 1974, 1976-77
31 Hill, Bill, CB, Rutgers, 1987
35 Hill, Calvin, RB, Yale, 1969-74
25 Hill, Rod, CB, Kentucky State, 1982-83
80 Hill, Tony, WR, Stanford, 1977-86
14 Hogeboom, Gary, QB, Central Michigan, 1980-85
- 23 Holloway, Johnny, CB, Kansas, 1986
24 Homan, Dennis, WR, Alabama, 1968-70
9 Hoopes, Mitch, P, Arizona, 1975
67 Houser, John, C/G, Redlands, 1960-61
86 Houston, Bill, WR, Jackson State, 1974
21 Howard, Carl, CB, Rutgers, 1984

- 81 Howard, Percy, WR, Austin Peay, 1975
 87 Howard, Ron, TE, Seattle, 1974-75
 54 Howley, Chuck, LB, West Virginia, 1961-73
 81 Howton, Bill, WR, Rice, 1960-63
 51 Hoyem, Lynn, C/G, Long Beach, 1962-63
 42 Hughes, Randy, S, Oklahoma, 1975-80
 11 Humphrey, Buddy, QB, Baylor, 1961
 79 Hunt, John, G/T, Florida, 1984
 34 Hunter, Monty, S, Salem, 1982
 52/58 Hurd, Jeff, LB, Kansas State, 1987
 40 Hurt, Eric, CB, San Jose St., 1980
 66 Husmann, Ed, DT, Nebraska, 1960
 59 Hutcherson, Ken, LB, Livingston State, 1974
 57/55 Huther, Bruce, LB, New Hampshire, 1977-80, 1983
- 60 Isbell, Joe Bob, G, Houston, 1962-65
- 53 Jax, Garth, LB, Florida State, 1986-87
 77 Jeffcoat, Jim, DE, Arizona State, 1983-87
 73 Jensen, Jim, RB, Iowa, 1976
 86 Johnson, Butch, WR, Cal.-Riverside, 1976-83
 23 Johnson, Mike, CB, Kansas, 1966-69
 64 Johnson, Mitch, G, UCLA, 1965
 91 Johnson, Walter, DT, Pittsburgh, 1987
 51 Jones, Dale, LB, Tennessee, 1987
 39 Jones, E. J., RB, Kansas, 1987
 72 Jones, Ed, DE, Tennessee State, 1974-78, 1980-87
 23 Jones, James, RB, Miss. State, 1980-82, 1984-85
 55 Jordan, Lee Roy, LB, Alabama, 1963-76
- 57 Keller, Mike, LB, Michigan, 1972
 68 Ker, Crawford, G, Florida, 1985-87
 60 Killian, Gene, G, Tennessee, 1974
 60 Kiner, Steve, LB, Tennessee, 1970
 57 King, Angelo, LB, South Carolina St., 1981-83
 73 Kitson, Syd, G, Wake Forest, 1984
 79 Klein, Dick, T, Iowa, 1960
 35 Kowalczyk, Walt, RB, Michigan State, 1960
 67 Kupp, Jake, G, Washington, 1964-65
 25 Kyle, Aaron, CB, Wyoming, 1976-79
- 35 Laidlaw, Scott, RB, Stanford, 1975-79
 29 Lavette, Robert, RB, Georgia Tech, 1985-87
 66 Lawless, Burton, G, Florida, 1975-79
 14 LeBaron, Eddie, QB, Pacific, 1960-63
 50 Lewis, D. D., LB, Miss. State, 1968-81
 23 Lewis, Woodley, WR, Oregon, 1960
 64/67 Lijja, George, C, Michigan, 1987
 74 Lilly, Bob, DE/DT, Texas Christian, 1961-74
 72/64 Liscio, Tony, T, Tulsa, 1963-64, 1966-71
 20 Livingston, Bruce, DB, Arkansas Tech, 1987
 41 Livingston, Warren, CB, Arizona, 1961-66
 35 Lockett, J. W., RB, Central Okla., 1961-62
 56 Lockhart, Eugene, LB, Houston, 1984-87
 25 Logan, Obert, S, Trinity (Tex.), 1965-66
 56 Long, Bob, LB, UCLA, 1962
 19 Longley, Clint, QB, Abilene Christian, 1974-75
 18 Lothridge, Billy, P/QB, Georgia Tech, 1964
- 47 Maegle, Dick, S, Rice, 1961
 51 Manders, Dave, C, Mich. State, 1964-66, 1968-74
 22 Manning, Wade, CB, Ohio State, 1979
 31 Marsh, Amos, RB, Oregon State, 1961-64
- 79 Martin, Harvey, DE, East Texas St., 1973-83
 83 Martin, Kelvin, WR, Boston College, 1987
 25 Mathews, Ray, WR, Clemson, 1960
 70 McCreary, Bob, T, Wake Forest, 1961
 80 McDaniels, David, WR, Miss. Val., 1968
 14 McDonald, Paul, QB, So. California, 1986-87
 25 McDonald, Tommy, WR, Oklahoma, 1964
 42 McIlhenny, Don, RB, SMU, 1960-61
 52 McLean, Scott, LB, Florida State, 1983
 35 McSwain, Chuck, RB, Clemson, 1983-84
 70 Memmlaer, Dale, G, Wyoming, 1962-63
 17 Meredith, Tom, QB, SMU, 1960-68
 7 Meyers, John, DT, Washington, 1962-63
 3 Miller, Jim, P, Mississippi, 1983-84
 34 Mitchell, Aaron, CB, Nevada-Las Vegas, 1979-80
 23 Montgomery, Mike, RB/WR, Kans. St., 1972-73
 24 Mooty, Jim, CB, Arkansas, 1960
 37 Morgan, Dennis, RB, Western Illinois, 1974
 14 Morton, Craig, QB, California, 1965-74
 80 Murchison, Ola Lee, WR, Pacific, 1961
- 73 Neely, Ralph, G/T, Oklahoma, 1965-77
 44 Newhouse, Robert, RB, Houston, 1972-83
 30 Newsome, Timmy, RB, Winston-Salem, 1980-87
 67 Newton, Nate, G, Florida A&M, 1986-87
 76 Niland, John, G, Iowa, 1966-74
 25 Nolan, Dick, S, Maryland, 1962
 73 Noonan, Danny, DT, Nebraska, 1987
 84 Norman, Pettis, TE, J. C. Smith, 1962-70
 25 Norton, Jerry, S, SMU, 1962
 76 Nutting, Ed, T, Georgia Tech, 1963
 61 Nye, Blaine, G, Stanford, 1968-76
- 76 Otto, Bob, DL, Idaho State, 1986
 20 Overton, Jerry, S, Utah, 1963
- 21 Parks, Billy, WR, Long Beach State, 1972
 56 Patera, Jack, LB, Oregon, 1960-61
 88 Pearson, Drew, WR, Tulsa, 1973-83
 26 Pearson, Preston, RB, Illinois, 1975-80
 16 Pelluer, Steve, QB, Washington, 1984-87
 59 Penn, Jesse, LB, Virginia Tech, 1985-87
 22 Peoples, George, RB, Auburn, 1982
 33 Percival, Mac, K, Texas Tech, 1967
 43 Perkins, Don, RB, New Mexico, 1961-68
 92 Perkins, Ray, DE, Virginia, 1987
 65 Petersen, Kurt, G, Missouri, 1980-85
 58 Peterson, Calvin, LB, UCLA, 1974-75
 81 Phillips, Kirk, WR, Tulsa, 1984
 33 Pinder, Cyril, RB, Illinois, 1973
 73 Ploeger, Kurt, DL, Gustavus Adolphus, 1986
 62 Poimboeuf, Lance, K, SW La., 1963
 97 Ponder, David, DT, Florida State, 1985
 86 Porterfield, Garry, DE, Tulsa, 1985
 81 Powe, Karl, WR, Alabama State, 1985-86
 75 Pozderac, Phil, T, Notre Dame, 1982-87
 75 Pugh, Jethro, DT, Eliz. City St., 1965-78
 61 Putnam, Duane, G, Pacific, 1960
- 64 Rafferty, Tom, G/C, Penn State, 1976-86
 60 Randall, Tom, G, Iowa State, 1978
 88 Randle, Sonny, WR, Virginia, 1968
 82 Reece, Beasley, CB/WR, N. Texas St., 1976
 68 Reese, Guy, DT, SMU, 1962-63
 30 Reeves, Dan, QB/RB, S. Car., 1965-72
 20 Renfro, Mel, CB/RB/S, Oregon, 1964-77
 82 Renfro, Mike, WR, TCU, 1984-87

- 19 Rentzel, Lance, WR, Oklahoma, 1967-70
 13 Rhome, Jerry, QB, Tulsa, 1965-68
 83 Richards, Golden, WR, Hawaii, 1973-78
 70 Richards, Howard, G/T, Missouri, 1981-86
 31 Richardson, Gloster, WR, Jack. St., 1971
 88 Ridgway, Colin, P/K, Lamar Tech, 1965
 42 Ridlon, Jim, S, Syracuse, 1963-64
 12 Roach, John, QB, SMU, 1964
 45 Robinson, Larry, RB, Tennessee, 1973
 56 Roe, Bill, LB, Colorado, 1980
 50 Rohrer, Jeff, LB, Yale, 1982-87
 88 Rucker, Reggie, WR, Boston U., 1970-71
 9 Ruzek, Roger, K, Weber State, 1987
- 87 Saldi, Jay, TE, South Carolina, 1976-82
 89 Salonen, Brian, TE/LB, Montana, 1984-85
 70 Sandeman, Bill, DT, Pacific, 1966
 8 Sawyer, Buzz, P, Baylor, 1987
 4 Saxon, Mike, P, San Diego State, 1985-87
 78 Schaum, Greg, DE, Michigan State, 1976
 65 Schoenke, Ray, T, SMU, 1963-64
 66 Schultz, Chris, T, Arizona, 1983, 1985
 47 Scott, Chuck, WR, Vanderbilt, 1987
 68 Scott, Herbert, G, Virginia Union, 1975-84
 22 Scott, Victor, S/CB, Colorado, 1984-86
 8 Sellers, Ron, WR, Florida State, 1972
 1 Septien, Rafael, K, SW Louisiana, 1978-86
 52 Shaw, Robert, C, Tennessee, 1979-81
 7 Shearin, Joe, C, Texas, 1987
 86 Sherer, Dave, P, SMU, 1960
 86 Sherrard, Mike, WR, UCLA, 1986
 63 Shields, Jon, OL, Portland State, 1987
 46/25 Shy, Les, RB, Long Beach State, 1966-69
 82 Simmons, Cleo, TE, Jackson State, 1983
 53 Simmons, Dave, LB, Georgia Tech, 1968
 53 Simmons, Victor, LB, Central (OH) State, 1987
 60 Smerek, Don, DE/DT, Nevada-Reno, 1981-87
 75/79 Smith, Daryle, T, Tennessee, 1987
 24 Smith, J.D., RB, N. Car. A&T, 1965-66
 81 Smith, Jackie, TE, NW Louisiana, 1978
 64 Smith, Jim Ray, G/T, Baylor, 1963-64
 85 Smith, Tody, DE/DT, USC, 1971-72
 86 Smith, Waddell, WR, Kansas, 1984
 18 Snyder, Loren, QB, Northern Colorado, 1987
 46 Solomon, Roland, S, Utah, 1980
 80 Spivey, Sebron, WR, Southern Illinois, 1987
 55 Spradlin, Danny, LB, Tennessee, 1981-82
 20 Springs, Ron, RB, Ohio State, 1979-84
 65 Stalls, Dave, DE, No. Colorado, 1977-79
 12 Staubach, Roger, QB, Navy, 1969-79
 81/82 Steele, Robert, WR, N. Alabama, 1978
 79/77 Stephens, Larry, DE, Texas, 1963-67
 40 Stiger, Jim, RB, Washington, 1963-65
 56 Stincic, Tom, LB, Michigan, 1969-71
 31 Stokes, Sim, WR, Northern Arizona, 1967
 82 Stowe, Otto, WR, Iowa State, 1973
 40 Strayhorn, Les, RB, E. Carolina, 1973-74
 87 Stynchula, Andy, DE, Penn State, 1968
 51/57 Swan, Russ, LB, Virginia, 1987
 19 Sweeney, Kevin, QB, Fresno State, 1987
- 33 Thomas, Duane, RB, W. Texas St., 1970-71
 37 Thomas, Ike, CB, Bishop, 1971
 77 Thompson, Broderick, G, Kansas, 1985
 67 Thornton, Bruce, DE/DT, Illinois, 1979-81
 32 Thurman, Dennis, S/CB, USC, 1978-85
 59 Timmer, Kirk, LB, Montana State, 1987
 63 Titensor, Glen, G, Brigham Young, 1981-86
 67 Toomay, Pat, DE, Vanderbilt, 1970-74
 71 Townes, Willie, DE, Tulsa, 1966-68
 87 Truax, Billy, TE, Louisiana State, 1971-73
 50 Tubbs, Jerry, LB, Oklahoma, 1960-67
 71 Tuinei, Mark, DT/C, Hawaii, 1983-87
 57 Turner, Jimmie, LB, Presbyterian, 1984
- 30 Van Raaphorst, Dick, K, Ohio State, 1964
 11 Villanueva, Danny, P/K, New Mex. St., 1965-67
- 95 Walen, Mark, DL, UCLA, 1987
 67 Walker, Gary, OL, Boston University, 1987
 34 Walker, Herschel, RB, Georgia, 1986
 57 Walker, Louie, LB, Colorado State, 1974
 57 Walker, Malcolm, C, Rice, 1966-69
 71 Wallace, Rodney, G/T, New Mex., 1971-73
 24 Walls, Everson, CB, Grambling, 1981-87
 59 Walter, Mike, LB, Oregon, 1983
 78 Walton, Bruce, G, UCLA, 1973-75
 5 Warren, John, P, Tennessee, 1983-84
 46 Washington, Mark, CB, Morgan St., 1970-78
 41 Waters, Charlie, S/CB, Clemson, 1970-78, 1980-81
- 94 Watts, Randy, DE, Catawba, 1987
 33 Wayt, Russell, LB, Rice, 1965
 42 Welch, Claxton, RB, Oregon, 1969-71
 66 Wells, Norm, G, Northwestern, 1980
 65 Westberry, Gary, C, Hampton, 1987
 65/70 White, Bob, OL, Rhode Island, 1987
 11 White, Danny, QB/P, Arizona State, 1976-87
 37 White, Gerald, FB, Michigan, 1987
 54 White, Randy, LB/DT, Maryland, 1975-87
 42 Whitfield, A.D., RB, N. Texas St., 1965
 53 Whittingham, Fred, LB, Cal. Poly, 1969
 12/10 Widby, Ron, P, Tennessee, 1968-71
 65 Wilbur, John, T, Stanford, 1966-69
 36 Williams, Joe, RB, Wyoming, 1971
 38 Williams, John, FB, Wisconsin, 1985
 23 Williams, Robert, CB, Baylor, 1987
 81/45 Wilson, Steve, WR/CB, Howard, 1979-81
 84 Wisener, Gary, WR, Baylor, 1960
 45 Woolesey, Rolly, CB/S, Boise State, 1975
 15 Wright, Brad, QB, New Mexico, 1982
 85/70 Wright, Rayfield, TE/T, Ft. Valley St., 1967-79
 73 Wright, Steve, T, Northern Iowa, 1981-82
- 78 Youmans, Maury, DE, Syracuse, 1964-65
 30 Young, Charles, RB, N.C. State, 1974-76
- 71/72 Talbert, Don, DE/T, Texas, 1962, 1965, 1971
 27 Thomas, Bill, RB, Boston College, 1972
- 6 Zendejas, Luis, K, Arizona State, 1987
 62 Zentic, Mike, C, Oklahoma State, 1987
 76 Zimmerman, Jeff, G, Florida, 1987

Cowboys Honors

PRO BOWL

- 1960 — Jim Doran, WR (1st appearance).
1961 — Dick Bielski, TE (1); Don Perkins, RB (1).
1962 — Don Bishop, CB (1); Eddie LeBaron, QB (1); Bob Lilly, DE (1); Don Perkins, RB (2); Jerry Tubbs, LB (1).
1963 — Sam Baker, K (1); Lee Folkins, TE (1); Don Perkins, RB (3).
1964 — Bob Lilly, DT (2); Mel Renfro, S (1).
1965 — Cornell Green, CB (1); Mel Renfro, S (2); Chuck Howley, LB (1); George Andrie, DE (1); Bob Lilly, DT (3); Bob Hayes, WR (1).
1966 — George Andrie, DE (2); Cornell Green, CB (2); Bob Hayes, WR (2); Chuck Howley, LB (2); Bob Lilly, DT (4); Dave Manders, C (1); Don Meredith, QB (1); Don Perkins, RB (4); Mel Renfro, S (3).
1967 — George Andrie, DE (3); Cornell Green, CB (3); Bob Hayes, WR (3); Chuck Howley, LB (3); Lee Roy Jordan, LB (1); Bob Lilly, DT (5); Ralph Neely, T (1); Don Perkins, RB (5); Mel Renfro, S (4).
1968 — George Andrie, DE (4); Chuck Howley, LB (4); Lee Roy Jordan, LB (2); Bob Lilly, DT (6); Don Meredith, QB (2); John Niland, G (1); Don Perkins, RB (6); Mel Renfro, S (5).
1969 — George Andrie, DE (5); Calvin Hill, RB (1); Chuck Howley, LB (5); Lee Roy Jordan, LB (3); Bob Lilly, DT (7); Ralph Neely, T (2); John Niland, G (2); Mel Renfro, S (6).
1970 — Bob Lilly, DT (8); John Niland, G (3); Mel Renfro, CB (7).
1971 — Bob Lilly, DT (9); John Niland, G (4); Mel Renfro, CB (8); Cornell Green, S (4); Rayfield Wright, T (1); Roger Staubach, QB (1); Ron Widby, P (1); Chuck Howley, LB (6); Duane Thomas (1, injured).
1972 — Bob Lilly, DT (10, injured); Mel Renfro, CB (9); Cornell Green, S (5); John Niland, G (5); Calvin Hill, RB (2); Rayfield Wright, T (2); Walt Garrison (1).
1973 — Mel Renfro, CB (10); John Niland, G (6); Rayfield Wright, T (3); Bob Lilly, DT (11, injured); Lee Roy Jordan, LB (4, injured); Calvin Hill, RB (3, injured).
1974 — Lee Roy Jordan, LB (5); Rayfield Wright, T (4); Calvin Hill, RB (4); Cliff Harris, S (1); Blaine Nye, G (1); Drew Pearson, WR (1).
1975 — Cliff Harris, S (2); Rayfield Wright, T (5).
1976 — Billy Joe DuPree, TE (1); Cliff Harris, S (3); Harvey Martin, DE (1); Blaine Nye, G (2); Drew Pearson, WR (2); Roger Staubach, QB (2); Charlie Waters, S (1); Rayfield Wright, T (6).
1977 — Billy Joe DuPree, TE (2); Cliff Harris, S (4); Efren Herrera, K (1); Harvey Martin, DE (2); Drew Pearson, WR (3); Roger Staubach, QB (3, injured); Charlie Waters, S (2); Randy White, DT (1).
1978 — Tony Dorsett, RB (1); Billy Joe DuPree, TE (3); Cliff Harris, S (5); Thomas Henderson, LB (1); Tony Hill, WR (1); Harvey Martin, DE (3, injured); Roger Staubach, QB (4); Charlie Waters, S (3); Randy White, DT (2, injured).
1979 — Bob Breunig, LB (1); Pat Donovan, T (1); Cliff Harris, S (6); Tony Hill, WR (2); Harvey Martin, DE (4); Herbert Scott, G (1); Roger Staubach, QB (5); Randy White, DT (3).
1980 — Bob Breunig, LB (2); Pat Donovan, T (2); Herbert Scott, G (2); Randy White, DT (4).
1981 — Tony Dorsett, RB (2); Pat Donovan, T (3); Ed Jones, DE (1); Herbert Scott, G (3); Rafael Septien, K (1); Everson Walls, CB (1); Randy White, DT (5).
1982 — Bob Breunig, LB (3); Pat Donovan, T (4); Tony Dorsett, RB (3); Ed Jones, DE (2); Everson Walls, CB (2); Danny White, QB (1); Randy White, DT (6).
1983 — Doug Cosbie, TE (1); Tony Dorsett, RB (4); Ed Jones, DE (3); Everson Walls, CB (3); Randy White, DT (7).
1984 — Bill Bates, S (1); Doug Cosbie, TE (2); Randy White, DT (8).
1985 — Doug Cosbie, TE (3); Tony Hill, WR (3); Everson Walls, CB (4); Randy White, DT (9).
1987 — Herschel Walker, RB (1).

ALL-PRO

- 1962 — Don Perkins, RB (1), (AP, NEA); Jerry Tubbs, LB (1), (Sporting News).
1963 — Chuck Howley, LB (1), (Sporting News).
1964 — Frank Clarke, TE-WR (1), (AP); Bob Lilly, DT (1), (AP, UPI, NEA); Jim Ridlon, DB (1), (Sporting News).
1965 — Bob Lilly, DT (2), (AP, UPI, NEA, Sporting News); Mel Renfro, S (1), (NEA, Sporting News); Bob Hayes, WR (1), (Sporting News).

- 1966 — Bob Hayes, WR (2), (AP, UPI, NEA, Sporting News); Bob Lilly, DT (3), (AP, UPI, NEA, Sporting News); Chuck Howley, LB (2), (AP, UPI, NEA); Cornell Green, CB (1), (AP, NEA, Sporting News); Dan Reeves, RB (1), (Sporting News); Ralph Neely, T (1), (Sporting News); Lee Roy Jordan, LB (1), (Sporting News).
- 1967 — George Andrie, DE (1), (Sporting News); Cornell Green, CB (2), (NEA, UPI, AP, Sporting News); Bob Hayes, WR (3), (Sporting News); Chuck Howley, LB (3), (AP, Sporting News); Bob Lilly, DT (4), (NEA, UPI, AP, Sporting News); Ralph Neely, T (2), (UPI, AP, Sporting News); Mel Renfro, S (2), (Sporting News).
- 1968 — Cornell Green, CB (3), (NEA); Bob Hayes, WR (4), (AP); Chuck Howley, LB (4), (AP, NEA); Bob Lilly, DT (5), (AP, UPI, NEA); Ralph Neely, T (3), (AP, UPI, NEA).
- 1969 — Cornell Green, CB (4), (UPI); Calvin Hill, RB (1), (AP, UPI); Chuck Howley, LB (5), (AP, UPI, NEA); Bob Lilly, DT (6), (AP, NEA); Ralph Neely, T (4), (AP, UPI, NEA); John Niland, G (1), (AP); Mel Renfro, S (3), (NEA).
- 1970 — Chuck Howley, LB (6), (PFWA, AP).
- 1971 — Bob Lilly, DT (7), (AP, PFWA, NEA); Mel Renfro, CB (4), (NEA); John Niland, G (2), (AP, PFWA); Rayfield Wright, T (1), (AP, PFWA).
- 1972 — Rayfield Wright, T (2), (PFWA, AP, UPI, NEA); John Niland, G (3), (AP); Blaine Nye, G (1), (NEA).
- 1973 — Mel Renfro, CB (5), (NEA, PFWA); Rayfield Wright, T (3), (AP, PFWA); Lee Roy Jordan, LB (2), (NEA, PFWA); Calvin Hill, RB (2), (PFWA).
- 1974 — Drew Pearson, WR (1), (AP, PFWA).
- 1975 — Cliff Harris, S (1), (NEA); Rayfield Wright, T (4), (NEA).
- 1976 — Cliff Harris, S (2), (AP, NEA, PFWA); Drew Pearson, WR (2), (AP, PFWA).
- 1977 — Cliff Harris, S (3); (AP, NEA, PFWA); Efren Herrera, K (1), (AP, NEA, PFWA); Harvey Martin, DE (1), (AP, NEA, PFWA); Drew Pearson, WR (3), (AP, NEA, PFWA); Charlie Waters, S (1), (PFWA).
- 1978 — Cliff Harris, S (4), (AP, PFWA); Charlie Waters, S (2), (NEA, PFWA); Randy White, DT (1), (AP, NEA, PFWA).
- 1979 — Randy White, DT (2), (AP, NEA, PFWA).
- 1980 — Herbert Scott, G (1), (AP, NEA); Randy White, DT (3), (NEA, PFWA).
- 1981 — Tony Dorsett, RB (1), (AP, NEA, PFWA); Ed Jones, DT (1), (NEA); Herbert Scott, G (2), (AP); Rafael Septien, K (1), (AP, PFWA); Randy White, DT (4), (AP, NEA, PFWA).
- 1982 — Ed Jones, DE (2), (AP); Everson Walls, CB (1), (PFWA); Randy White, DT (5), (AP, PFWA, NEA).
- 1983 — Everson Walls, CB (2), (AP); Randy White, DT (6), (AP, PFWA).
- 1984 — Michael Downs, S (1), (PFWA); Randy White, DT (7), (AP, NEA, PFWA).
- 1985 — Everson Walls, CB (3), (PFWA); Randy White, DT (8), (AP, NEA).

Cowboys All-Time College Roster

Abilene Christian 1; Alabama 3; Alabama State 1; Amherst 1; Appalachian State 1; Arizona 6; Arizona State 5; Arkansas 2; Arkansas Tech 1; Auburn 4; Austin College 1; Austin Peay 1; Baylor 10; Bethune-Cookman 1; Bishop 1; Boise State 1; Boston College 4; Boston U. 2; Brigham Young 1; California 1; California Poly 2; Cal-Fresno 1; Catawba 1; Cal-Riverside 1; Central Arkansas 1; Central Michigan 1; Central State (OH) 1; Central Okla. State 1; Chattanooga 1; City College of Los Angeles 1; Clemson 5; Colorado 4; Colorado State 1; Dayton 1; Duke 2; East Carolina 1; East Texas State 1; Eastern Illinois 1; Elizabeth City State 1; Florida 6; Florida A&M 2; Florida State 5; Fort Valley State 1.

Georgia 1; Georgia Tech 5; Grambling 1; Gustavus Adolphus 1; Hampton 1; Hawaii 5; Heidelberg 1; Henderson J.C. 1; Holy Cross 1; Houston 6; Howard 1; Humboldt State 1; Idaho State 1; Illinois 3; Indiana 2; Iowa 4; Iowa State 3; Jackson State 3; Jacksonville State 1; Johnson C. Smith 1; Kansas 5; Kansas State 2; Kentucky 2; Kentucky State 1; Kutztown State 1; Lamar Tech 1; Langston, Okla. 1; Liberty 1; Livingston State 1; Long Beach State 3; Louisiana State 2, Marquette 2; Maryland 5; Massachusetts 1; Michigan 5; Michigan State 8; Minnesota 1; Mississippi 3; Mississippi State 3; Mississippi Valley 1; Missouri 3; Montana 1; Montana State 2; Morgan State 2; Naval Academy 1; Nebraska 3; Nevada-Las Vegas 2; Nevada-Reno 1; New Hampshire 1; New Mexico 5; New Mexico State 1.

North Alabama 1; North Carolina 1; North Carolina A&T 2; North Carolina State 2; North Texas State 2; Northern Arizona 1; Northern Colorado 2; Northern Iowa 1; Northwest Louisiana 1; Northwestern 4; Notre Dame 2; Ohio State 4; Oklahoma 7; Oklahoma State 2; Oregon 7; Oregon State 2; Ouachita Baptist 1; Pacific, Calif. 5; Pacific, Ore. 1; Pennsylvania 1; Penn State 2; Pittsburgh 3; Portland State 1; Prairie View 1; Presbyterian 1; Purdue 1; Redlands 1; Rhode Island 1; Rice 8; Rutgers 2; Salem 1; San Diego State 1; San Jose State 2; Santa Clara 2; Seattle 1; South Carolina 2; South Carolina State 2; Southern California 6; Southern Illinois 2; Southern Methodist 10; Southern Mississippi 4; Southern U. 3.

Southwestern Louisiana 2; Stanford 7; Stephen F. Austin 1; Syracuse 2; Temple 1; Tennessee 13; Tennessee State 2; Texas 5; Texas A&M 4; Texas Christian 3; Texas-El Paso 1; Texas Tech 2; Trinity, Tex. 1; Tulsa 6; UCLA 7; Utah 6; Utah State 3; Vanderbilt 3; Vienna, Austria 1; Villanova 1; Virginia 4; Virginia Tech 1; Virginia Union 1; Wake Forest 3; Washington 8; Weber State 2; West Texas State 1; West Virginia 1; Western Illinois 1; Winston-Salem 1; Wisconsin 2; Wyoming 3; Yale 2.

Cowboys All-Time Draft

1961

(Drafted 2nd)

- (A) NO CHOICE**
Choice traded along with sixth choice to Washington for EDDIE LeBARON.
- (B) BOB LILLY**
T. Texas Christian University, 6-5, 242 — Choice from Cleveland for first round pick in 1962.
- E. J. HOLUB**
LB, Texas Tech, 6-4, 218 (went to AFL).
- STEW BARBER**
G, Penn State, 6-3, 230 (went to AFL).
- SONNY DAVIS**
E, Baylor, 6-2, 210.
- NO CHOICE**
Choice traded to San Francisco for GENE BABB.
- NO CHOICE**
Choice traded, along with first choice, to Washington for LeBARON.
- ART GILMORE**
HB, Oregon State, 6-0, 200.
- DON TALBERT**
T, Texas, 6-5, 220.
- GLENN GREGORY**
HB, SMU, 6-2, 195.
- NO CHOICE**
Choice traded to Green Bay for FRED CONE.
- NORRIS STEVENSON**
HB, Missouri, 6-1, 205.
- LOWNDES SHINGLER**
QB, Clemson, 6-1, 205.
- DON GOODMAN**
HB, Florida, 6-0, 200.
- BILL SHAW**
T, Georgia Tech, 6-3, 222 (went to AFL).
- JULIUS VARNADO**
T, San Francisco State, 6-4, 220 (went to AFL).
- JERRY STEFFEN**
HB, Colorado, 6-0, 190.
- EVERETT CLOUD**
HB, Maryland, 6-0, 190.
- RANDY WILLIAMS**
HB, Indiana, 6-3, 208.
- LYNN HOYEM**
C, Long Beach State, 6-4, 225.
- JERRY MORGAN**
QB, Iowa State, 6-3, 195.

1962

(Drafted 4th)

- NO CHOICE**
Choice traded to Cleveland for first round pick in 1961 when Cowboys picked BOB LILLY.

2. SONNY GIBBS*

QB, TCU, 6-7, 225.

3. (A) NO CHOICE

Choice to Chicago for DON MEREDITH.

3. (B) BOBBY PLUMMER

G, TCU, 6-2, 235 — Choice from Cleveland for DUANE PUTNAM.

4. NO CHOICE

Choice to San Francisco for BILL HERCHMAN.

5. NO CHOICE

Choice to Los Angeles for JIMMY HARRIS.

6. (A) DONNIE DAVIS

E, Southern University, 6-2, 235.

6. (B) GEORGE ANDRIE

E, Marquette, 6-7, 247 — Choice and ALLEN GREEN from New York for FRED DUGAN.

7. NO CHOICE

Choice to Los Angeles for JOHN HOUSER.

8. KEN TUREAUD

B, Michigan, 6-1, 198.

9. NO CHOICE

Choice to Baltimore for DON PERKINS.

10. JOHN M. LONGMEYER

G, Southern Illinois, 6-3, 230.

11. LARRY HUDAS

E, Michigan State, 6-4, 208.

12. NO CHOICE

Choice to Green Bay for STEVE MEILINGER.

13. ROBERT MOSES

E, Texas, 6-3, 211.

14. HAROLD HAYS*

G, Southern Mississippi, 6-3, 218.

15. GUY REESE

T, SMU, 6-5, 238.

16. ROBERT JOHNSTON

T, Rice, 6-4, 215.

17. RAY JACOBS

T, Howard Payne, 6-3, 265 (went to AFL).

18. DAVE CLOUTIER*

B, Maine, 6-0, 195 (went to AFL).

19. PAUL HOLMES

T, Georgia, 6-5, 220.

20. AMOS BULLOCKS

B, Southern Illinois, 6-1, 197.

1963

(Drafted 6th)

1. LEE ROY JORDAN

LB, Alabama, 6-2, 210.

2. NO CHOICE

Choice traded, along with ninth choice, to Chicago for CHUCK HOWLEY.

3. JIM PRICE

LB, Auburn, 6-3, 225.

*Drafted as Future

4. WHALEY HALL*

G, Mississippi, 6-3, 230.

5. NO CHOICE

Choice traded to New York for DICK NOLAN.

6. NO CHOICE

Choice traded to Green Bay for JOHN SUTRO.

7. MARV CLOTHIER

G, Kansas, 6-4, 220.

8. NO CHOICE

Choice traded to Green Bay for LEE FOLKINS.

9. NO CHOICE

Choice traded to Chicago.

10. ROD SCHEYER

T, Washington, 6-2, 220.

11. RAY SCHÖENKE

C, SMU, 6-3, 225.

12. BILL PERKINS

B, Iowa, 6-2, 218.

13. PAUL WICKER*

T, Fresno State, 6-5, 248.

14. LOU CIOCI

LB, Boston College, 6-2, 225.

15. JERRY OVERTON

B, Utah, 6-2, 192.

16. DENNIS GOLDEN

T, Holy Cross, 6-4, 235.

17. ERNEST PARKS*

G, McMurry, 6-4, 230 (went to AFL).

18. BILL FRANK

T, Colorado, 6-4, 250.

19. JIM STIGER

B, Washington, 5-11, 195.

20. TOMMY LUCAS

E, Texas, 6-3, 218.

1964

(Drafted 4th)

1. NO CHOICE

Choice traded to Pittsburgh for BUDDY DIAL.

2. MEL RENFRO

B, Oregon, 6-0, 195.

3. NO CHOICE

Choice traded to Los Angeles for BOB LONG and JOHN MEYERS.

4. PERRY LEE DUNN

B, Mississippi, 6-2, 205.

5. NO CHOICE

Choice traded to Green Bay for GARY BARNES.

6. (A) BILLY LOTHRIDGE

QB, Georgia Tech, 6-1, 188.

6. (B) JIM CURRY

E, Cincinnati, 6-4, 215 — Choice from Cleveland for ANDY CVERCKO.

6. (C) JIMMY EVANS

E, Texas Western, 6-1, 194 — Choice from Green Bay for JERRY NORTON.

7. **BOB HAYES***
WR, Florida A&M, 5-11, 189.
8. **AL GEVERINK**
B, UCLA, 6-2, 190.
9. **JAKE KUPP**
E, Washington, 6-3, 215.
10. **ROGER STAUBACH***
QB, Navy, 6-2, 190.
11. **BOBBY CRENSHAW**
G, Baylor, 6-3, 230 (went to AFL).
12. **JOHNNY NORMAN**
E, Northwestern Louisiana, 6-1, 185.
13. **JERRY RHOME**
QB, Tulsa, 6-0, 185.
14. **JIM WORDEN**
LB, Wittenberg, 6-1, 230.
15. **BILL VAN BURKLEO**
B, Tulsa, 5-11, 185.
16. **PAUL CERCEL**
C, Pittsburgh, 6-2, 222.
17. **HARRY ABELL**
E, Missouri, 6-3, 212 (went to AFL).
18. **NO SELECTION**
Player chosen not eligible.
19. **H. D. MURPHY**
B, Oregon, 6-0, 190.
20. **JOHN HUGHES**
LB, SMU, 6-2, 220.

1965 (Drafted 6th)

1. **CRAIG MORTON**
QB, California, 6-4, 215.
2. **MALCOLM WALKER**
LB, Rice, 6-4, 245.
3. **NO CHOICE**
Choice traded to Green Bay (who traded it to New York) for JOHN ROACH.
4. **(A) JIM SIDLE**
B, Auburn, 6-2, 215.
4. **(B) BOB SWIHUS**
T, USC, 6-4, 240 (went to AFL) — Choice from Detroit for SONNY GIBBS.
5. **ROGER PETTEE**
LB, Florida, 6-4, 230.
6. **SONNY UTZ**
RB, VPI, 5-11, 215.
7. **BRIG OWENS**
B, Cincinnati, 5-11, 183.
8. **RUSSELL WAYT**
LB, Rice, 6-4, 235.
9. **JIM ZANIOS**
FB, Texas Tech, 6-0, 215.
10. **GAYLON McCOLLOUGH**
C, Alabama, 6-3, 215.
11. **JETHRO PUGH**
T, Elizabeth City, State, 6-6, 255.
12. **ERNIE KELLERMAN**
QB, Miami (Ohio), 6-0, 175.
13. **JACK SCHRAUB**
E, California, 6-6, 210.

14. **GARRY PORTERFIELD**
E, Tulsa, 6-3, 235.
15. **GENE FOSTER**
B, Arizona State, 6-0, 195 (went to AFL).
16. **DOUG McDUGAL**
E, Oregon State, 6-4, 228.
17. **MITCH JOHNSON**
T, UCLA, 6-4, 245.
18. **MARTIN AMSLER**
T, Evansville, 6-5, 250.
19. **MERV RETTENMUND**
HB, Ball State, 5-10, 195.
20. **RON BARLOW***
T, Kansas State, 6-2, 230.

1966 (Drafted 5th)

1. **JOHN NILAND**
G, Iowa, 6-3, 245.
2. **WILLIE TOWNES***
DE, Tulsa, 6-5, 265.
3. **NO CHOICE**
Choice to San Francisco for LEON DONOHUE.
4. **NO CHOICE**
Choice to Baltimore for RALPH NEELY.
5. **(A) NO CHOICE**
Choice to San Francisco for J. D. SMITH.
5. **(B) WALT GARRISON**
RB, Oklahoma State, 6-0, 209 — Choice from Baltimore thru Detroit for AMOS MARSH.
6. **BOB DUNLEVY**
E, West Virginia, 6-4, 195.
7. **ART ROBINSON**
E, Florida A&M, 6-0, 208.
8. **DON KUNIT**
RB, Penn State, 6-2, 200.
9. **DARRELL ELAM**
FL, West Virginia Tech, 6-2, 189.
14. **LEWIS TURNER**
RB, Norfolk State, 6-2, 183.
15. **MARK GARTUNG***
DT, Oregon State, 6-4, 255.
16. **TOM PIGGEE**
RB, San Francisco State, 5-11, 200.
17. **GEORGE ALLEN**
T, West Texas State, 6-7, 245 (went to AFL).
18. **STEVE ORR**
DT, Washington, 6-4, 230.
19. **BYRON JOHNSON**
E, Central Washington State, 6-5, 255.
20. **LOU HUDSON**
FL, Minnesota, 6-5, 220.

1967 (Drafted 23rd)

1. **NO CHOICE**
Choice given along with second and two fifths, to Houston for RALPH NEELY.
2. **NO CHOICE**
NEELY trade.
3. **PHIL CLARK**
DB, Northwestern, 6-2, 207.
4. **CURTIS MARKER**
G, Northern Michigan, 6-2, 253.
5. **(A) NO CHOICE**
Choice and JIM STEFFEN from Washington for BRIG OWENS, MITCH JOHNSON & JAKE KUPP: NEELY trade.
5. **(B) NO CHOICE**
Choice from Cleveland for JOE BOB ISBELL: NEELY trade.
5. **(C) NO CHOICE**
Choice to Green Bay for HENRY GREMMINGER.
6. **SIMS STOKES**
E, Northern Arizona, 6-1, 198.
7. **RAYFIELD WRIGHT**
T, Ft. Valley State, 6-7, 235.
8. **STEVE LAUB**
QB, Illinois Wesleyan, 6-1, 190.
9. **BYRON MORGAN**
DB, Findlay (Ohio), 6-3, 212.
10. **(A) EUGENE BOWEN**
RB, Tennessee A&I, 5-8, 210.
10. **(B) MASON MITCHELL**
RB, Washington, 6-1, 170.
11. **AUSTIN DENNEY***
E, Tennessee, 6-2, 225.
12. **(A) LES SHY**
RB, Long Beach State, 6-1, 200 — Choice from Pittsburgh for LEE FOLKINS.
12. **(B) CRAIG BAYNHAM***
HB, Georgia Tech, 6-1, 200.
13. **RONNIE LAMB**
B, South Carolina, 6-2, 216.
14. **PAT RILEY**
E, Kentucky, 6-2, 205.
15. **HAROLD DETERS**
K, North Carolina State, 6-0, 200.
16. **AL KERKIAN**
DE, Akron, 6-6, 235.
17. **TOM BOYD**
G, Tarleton State, 6-3, 250.
18. **LEAVIE DAVIS**
DB, Edward Waters College (Florida), 6-4, 210.
19. **PAUL BROTHERS**
HB, Oregon State, 6-1, 195.
20. **GEORGE ADAMS**
LB, Morehead State (Kentucky), 6-2, 218.

1968

(Drafted Alternately 20th, 19th, 21st)

- DENNIS HOMAN**
FL, Alabama, 6-1, 181.
- DAVID McDANIELS**
E, Mississippi Valley, 6-4, 200.
- (A) NO CHOICE**
Choice to Minnesota for LANCE RENTZEL.
- (B) ED HARMON**
LB, Louisville, 6-4, 246 — Choice from Chicago for AUSTIN DENNEY and MAC PERCIVAL.
- (A) NO CHOICE**
Choice to New Orleans for LARRY STEPHENS.
- (B) JOHN DOUGLAS**
LB, Missouri, 6-2, 215 — Choice from New York for JIM COLVIN.
- BLAINE NYE**
G, Stanford, 6-4, 255.
- D. D. LEWIS**
LB, Mississippi State, 6-1, 210.
- BOB TAUCHER**
T, Nebraska, 6-4, 251.
- FRANK BROWN**
DE, Albany (Ga.) State, 6-3, 249.
- KEN KMIEC**
DB, Illinois, 6-2, 187.
- BEN OLISON**
FL, Kansas, 6-1, 170.
- RON SHOTTS**
RB, Oklahoma, 6-0, 206.
- WILSON WHITTY**
LB, Boston University, 6-3, 224.
- CARTER LORD**
TE, Harvard, 6-2, 214.
- RON WILLIAMS**
DB, West Virginia, 6-2, 190.
- TOMMY LUNCFORD**
P, Auburn, 6-2, 202.
- LARRY COLE**
DE, Hawaii, 6-5, 250.
- GEORGE NORDGREN**
RB, Houston, 6-0, 200.

1969

(Drafted Alternately 24th, 23rd, 22nd)

- CALVIN HILL**
RB, Yale, 6-3, 230.
- RICHMOND FLOWERS**
WR, Tennessee, 6-0, 183.
- (A) TOM STINCIC**
LB, Michigan, 6-2, 226.
- (B) HALVOR HAGEN**
DE, Weber State, 6-5, 250 — Choice from San Francisco for HAROLD HAYS.
- NO CHOICE**
Choice to New Orleans for DAVE SIMMONS.
- (A) NO CHOICE**
Choice to Baltimore for ANDY STYNCHULA.

- (B) CHUCK KYLE**
LB, Purdue, 6-1, 220 — Choice from Los Angeles for COY BACON.
- RICH SHAW**
FL, Arizona State, 6-4, 205.
- LARRY BALES**
WR, Emory & Henry, 5-11, 185.
- ELMER BENHARDT**
LB, Missouri, 6-2, 200.
- CLAXTON WELCH**
RB, Oregon, 5-11, 200.
- STUART GOTTLIEB**
G, Weber State, 6-5, 250.
- CLARENCE WILLIAMS**
DT, Prairie View A&M, 6-5, 250.
- BOB BELDEN**
QB, Notre Dame, 6-2, 210.
- RENE MATISON**
WR, New Mexico, 6-0, 185.
- GERALD LUTRI**
T, Northern Michigan, 6-4, 256.
- BILL JUSTUS**
DB, Tennessee, 6-1, 180.
- FLOYD KERR**
DB, Colorado State, 6-3, 195.
- BILL BAILEY**
DT, Lewis & Clark, 6-4, 260.

1970

(Drafted 23rd)

- DUANE THOMAS**
RB, West Texas, 6-1, 220.
- (A) BOB ASHER**
T, Vanderbilt, 6-5, 250 — Choice from Chicago for CRAIG BAYNHAM and PHIL CLARK.
- (B) MARGENE ADKINS**
WR, Henderson, J. C., 5-10, 183.
- (A) CHARLIE WATERS**
CB, Clemson, 6-1, 193 — Choice from Houston through Cleveland for JERRY RHOME.
- (B) STEVE KINER**
LB, Tennessee, 6-1, 220 — Choice from Cleveland for JERRY RHOME.
- (C) DENTON FOX**
S, Texas Tech, 6-2, 205.
- JOHN FITZGERALD**
T, Boston College, 6-4, 265.
- NO CHOICE**
Choice to St. Louis for BOBBY JOE CONRAD.
- PAT TOOMAY**
DE, Vanderbilt, 6-5, 230.
- DON ABBEY**
LB, Penn State, 6-2, 252.
- JERRY DOSSEY**
G, Arkansas, 6-4, 244.
- ZENON ANDRUSYSHYN**
K, UCLA, 6-2, 212.
- PETE ATHAS**
S, Dade J. C., 6-0, 186.

- IVAN SOUTHERLAND**
DT, Clemson, 6-4, 246.
- JOE WILLIAMS**
RB, Wyoming, 6-1, 193.
- MARK WASHINGTON**
CB, Morgan State, 5-11, 183.
- JULIAN MARTIN**
WR, North Carolina Central, 6-3, 190.
- KEN DeLONG**
TE, Tennessee, 6-2, 223.
- SEABERN HILL**
CB, Arizona State, 6-2, 195.
- GLENN PATTERSON**
C, Nebraska, 6-3, 220.

1971 (Drafted 25th)

- TODY SMITH**
DE, Southern California, 6-5, 250.
- ISAAC THOMAS**
CB, Bishop, 6-2, 190.
- (A) SAM SCARBER**
RB, New Mexico, 6-2, 235 — Choice from St. Louis for JOHN WILBUR.
- (B) BILL GREGORY**
DE, Wisconsin, 6-5, 240.
- (A) JOE CARTER**
TE, Grambling, 6-3, 219 — Choice from New Orleans for WILLIE TOWNES.
- (B) BUDDY MITCHELL**
T, Mississippi, 6-5, 232.
- RON KADZIEL**
LB, Stanford, 6-3, 215.
- STEVE MAIER**
WR, Northern Arizona, 6-3, 192.
- BILL GRIFFIN**
T-G, Catawba, 6-5, 250.
- RON JESSIE**
WR, Kansas, 6-0, 183.
- HONOR JACKSON**
WR, Pacific, 6-2, 190.
- RODNEY WALLACE**
DT, New Mexico, 6-5, 260.
- ERNEST BONWELL**
LB, Lane College, 6-4, 225.
- STEVE GOEPFL**
QB, Colgate, 6-1½, 200.
- JAMES FORD**
RB, Texas Southern, 6-0, 200.
- TYRONE COUEY**
DB, Utah State, 6-1½, 194.
- BOB YOUNG**
TE, Delaware, 6-5, 250.
- JOHN BRENNAN**
T, Boston College, 6-2½, 260.
- JOHN BOMER**
C, Memphis State, 6-3, 230.

1972

(Drafted 26th)

- BILL THOMAS**
RB, Boston College, 6-2, 225.
- (A) ROBERT NEWHOUSE**
RB, Houston, 5-10, 202 — Choice from New England for HALVOR HAGEN and HONOR JACKSON.
- (B) JOHN BABINECZ**
LB, Villanova, 6-1, 222 — Choice from New Orleans for MARGENE ADKINS.
- (C) CHARLES McKEE**
WR, Arizona, 6-2, 199.
- (A) MIKE KELLER**
LB, Michigan, 6-4, 221 — Choice from New England for HALVOR HAGEN and HONOR JACKSON.
- (B) MARV BATEMAN**
P-K, Utah, 6-4, 213.
- (A) TIM KEARNEY**
LB, Northern Michigan, 6-2, 225 — Choice from New Orleans for JOE WILLIAMS.
- (B) ROBERT WEST**
WR, San Diego State, 6-4, 218 — Choice from New England for STEVE KINER.
- (C) CHARLES ZAPIEC**
LB, Penn State, 6-2, 222 — Choice from Detroit for RON JESSIE.
- (D) NO CHOICE**
Choice to New Orleans for DON TALBERT.
- NO CHOICE**
Choice to San Diego for TONY LISICIO.
- CHARLES BOLDEN**
DB, Iowa, 6-3, 195.
- NO CHOICE**
Choice to Chicago for LEE ROY CAFFEY.
- RALPH COLEMAN**
LB, North Carolina A&T, 6-4, 216.
- ROY BELL**
RB, Oklahoma, 5-10, 208.
- RICHARD AMMAN**
DE, Florida State, 6-5, 234.
- LONNIE LEONARD**
T-G, North Carolina A&T, 6-4, 244.
- JIMMY HARRIS**
WR, Ohio State, 5-10, 180.
- JEAN FUGETT**
TE, Amherst, 6-3, 219.
- ALAN THOMPSON**
RB, Wisconsin, 6-0, 225.
- CARLOS ALVAREZ**
WR, Florida, 5-10, 184.
- GORDON LONGMIRE**
QB, Utah, 6-1, 205.
- ALFONSO CAIN**
DT, Bethune-Cookman, 6-3, 271.

1973

(Drafted Alternately 20th, 22nd and 21st)

- BILLY JOE DuPREE**
TE, Michigan State, 6-4, 225.
- (A) GOLDEN RICHARDS**
WR, Hawaii, 6-0, 172 — Choice from Green Bay for RON WIDBY and IKE THOMAS.
- (B) NO CHOICE**
Choice to Chicago as compensation for signing JACK CONCANON.
- (A) HARVEY MARTIN**
DT, East Texas State, 6-5, 262 — Choice from Houston through New Orleans for TOM STINCIC.
- (B) NO CHOICE**
Choice to New England for RON SELLERS.
- DRANE SCRIVENER**
DB, Tulsa, 6-0, 176.
- BRUCE WALTON**
T, UCLA, 6-6, 251.
- BOB LEYEN**
G, Yale, 6-4, 256.
- RODRIGO BARNES**
LB, Rice, 6-1, 215.
- DAN WERNER**
QB, Michigan State, 6-4, 195.
- MIKE WHITE**
CB, Minnesota, 6-0, 196.
- CARL JOHNSON**
LB, Tennessee, 6-1, 225.
- GERALD CASWELL**
G, Colorado State, 6-4, 250.
- JIM ARNESON**
G, Arizona, 6-3, 236.
- JOHN SMITH**
WR, UCLA, 6-1, 187.
- BOB THORNTON**
G-C, North Carolina, 6-3, 234.
- WALT BAISY**
LB, Grambling, 6-2, 222.
- JOHN CONLEY**
TE, Hawaii, 6-2, 228.
- LES STRAYHORN**
RB, East Carolina, 5-10, 205.

1974

(Drafted Alternately 22nd, 21st, 20th and 23rd)

- (A) ED JONES**
DE, Tennessee State, 6-8, 260 — Choice from Houston for TODD SMITH and BILLY PARKS.
- (B) CHARLES YOUNG**
RB, North Carolina State, 6-1, 215.
- NO CHOICE**
Choice and RON SELLERS to Miami for OTTO STOWE.

3. (A) DANNY WHITE

QB, Arizona State, 6-2, 180 — Choice from Houston for TODD SMITH and BILLY PARKS.

3. (B) CALVIN PETERSON

LB, UCLA, 6-3, 218.

4. (A) KEN HUTCHERSON

LB, Livingston State, 6-1, 214 — Choice from Oakland for GLOSTER RICHARDSON.

4. (B) ANDY ANDRADE

RB-DB, Northern Michigan, 5-11, 193.

5. JOHN KELSEY

T, Missouri, 6-6, 226.

6. JIM BRIGHT

DB, UCLA, 6-1, 210.

7. RAYMOND NESTER

LB, Michigan State, 6-2, 224.

8. MIKE HOLT

DB, Michigan State, 5-11, 176.

9. BILL DULIN

T, Johnson C. Smith, 6-6, 244.

10. DENNIS MORGAN

DB, Western Illinois, 5-11, 203.

11. HARVEY McGEE

WR, Southern Mississippi, 6-2, 209.

12. KEITH BOBO

QB, Southern Methodist, 6-3, 196.

13. FRED LIMA

K, Colorado, 5-9, 202.

14. DOUG RICHARDS

DB, Brigham Young, 6-4, 185.

15. BRUCE CRAFT

DT, Geneva, Pa., 6-4, 232.

16. GENE KILLIAN

T, Tennessee, 6-4, 225.

17. LAWRIE SKOLROOD

T, North Dakota, 6-5, 230.

1975

(Drafted 18th)

1. (A) RANDY WHITE

DE, Maryland, 6-4, 250, — Choice from N. Y. Giants for CRAIG MORTON.

1. (B) THOMAS HENDERSON

LB, Langston, 6-2, 214.

2. BURTON LAWLESS

G, Florida, 6-4, 253.

3. BOB BREUNIG

LB, Arizona State, 6-2, 236.

4. (A) PAT DONOVAN

DE, Stanford, 6-5, 240 — Choice from Houston for MIKE MONTGOMERY.

4. (B) RANDY HUGHES

DB, Oklahoma, 6-4, 209.

5. (A) KYLE DAVIS

C, Oklahoma, 6-3, 240 — Choice from Green Bay for JACK CONCANNON.

5. **(B) NO CHOICE**
Choice to Cincinnati for CLINT LONGLEY.
6. **ROLLY WOOLSEY**
DB, Boise State, 6-1, 175.
7. **MICHAEL HEGMAN**
LB, Tennessee State, 6-4, 220.
8. **MITCH HOOPES**
P, Arizona, 6-0, 210.
9. **ED JONES**
DB, Rutgers, 6-0, 193.
10. **DENNIS BOOKER**
RB, Millersville State, 6-1, 235.
11. **GREG KRPALEK**
C, Oregon State, 6-5, 242.
12. **CHUCK BLAND**
DB, Cincinnati, 5-11, 188.
13. **HERBERT SCOTT**
G, Virginia Union, 6-2, 248.
14. **SCOTT LAIDLAW**
RB, Stanford, 6-0, 206.
15. **WILLIE HAMILTON**
RB, Arizona, 5-11, 182.
16. **PETE CLARK**
TE, Colorado State, 6-4, 234.
17. **JIM TESTERMAN**
TE, Dayton, 6-5, 225.

1976

(Drafted 27th)

1. **AARON KYLE**
DB, Wyoming, 5-11, 183.
2. **(A) JIM JENSEN**
RB, Iowa, 6-4, 226 — Choice from N.Y. Giants for CRAIG MORTON.
2. **(B) JIM EDISON**
G, Mississippi St., 6-4, 253.
3. **(A) DUKE FERGERSON**
WR, San Diego St., 6-1, 186 — Choice from San Francisco for BOB HAYES.
3. **(B) JOHN SMITH**
RB, Boise State, 6-0, 191 — Choice from Denver for OTTO STOWE.
3. **(C) BUTCH JOHNSON**
WR, UC-Riverside, 6-1, 175.
4. **TOM RAFFERTY**
G, Penn State, 6-3, 248.
5. **WALLY PESUIT**
T, Kentucky, 6-4, 260.
6. **GREG MCGUIRE**
T, Indiana, 6-3, 265.
7. **(A) GREG SCHAUM**
DT, Michigan State, 6-4, 246 — Choice from San Diego for KEN HUTCHERSON.
7. **(B) DAVID WILLIAMS**
RB, Colorado, 6-2, 210.
8. **HENRY LAWS**
DB, South Carolina, 5-10, 171.

9. **BEASLEY REECE**
DB, North Texas, 6-1, 193.
10. **LEROY COOK**
DE, Alabama, 6-4, 212.
11. **CORNELIUS GREEN**
QB, Ohio, 5-11, 170.
12. **CHARLES McSHANE**
LB, Cal Lutheran, 6-2, 211.
13. **MARK DRISCOLL**
QB, Colorado St., 6-1, 184.
14. **LARRY MUSHINSKIE**
TE, Nebraska, 6-3, 217.
15. **DALE CURRY**
LB, UCLA, 6-2, 222.
16. **RICH COSTANZO**
T, Nebraska, 6-4, 260.
17. **STAN WOODFILL**
K, Oregon, 6-0, 190.

1977

(Drafted Alternately 24th, 25th and 26th)

1. **TONY DORSETT**
RB, Pittsburgh, 5-11, 192 — Choice from Seattle for Cowboys' first-round choice and three second-round choices.
2. **GLENN CARANO**
QB, Nevada-Las Vegas, 6-3, 195 — Choice from Seattle for DUKE FERGERSON.
3. **(A) TONY HILL**
WR, Stanford, 6-2, 196 — Choice from Philadelphia for JOHN NILAND.
3. **(B) VAL BELCHER**
G, Houston, 6-3, 250.
4. **GUY BROWN**
LB, Houston, 6-4, 215.
5. **ANDY FREDERICK**
OL, New Mexico, 6-6, 241.
6. **JIM COOPER**
T, Temple, 6-5, 252.
7. **DAVID STALLS**
DT, Northern Colorado, 6-4, 236.
8. **(A) AL CLEVELAND**
DL, Pacific, 6-4, 246 — Choice from San Diego for MITCH HOOPES.
8. **(B) FRED WILLIAMS**
RB, Arizona State, 5-10, 189.
9. **MARK CANTRELL**
C, North Carolina, 6-3, 252.
10. **STEVE DeBERG**
QB, San Jose State, 6-2, 205.
11. **DON WARDLOW**
TE, Washington, 6-6, 230.
12. **GREG PETERS**
OL, California, 6-5, 257.

1978

(Drafted 28th)

1. **LARRY BETHEA**
DL, Michigan State, 6-5, 258.
2. **TODD CHRISTENSEN**
RB-TE, Brigham Young, 6-3, 224.
3. **DAVID HUDGENS**
OL, Oklahoma, 6-5, 245.
4. **ALOIS BLACKWELL**
RB, Houston, 5-11, 194.
5. **RICH ROSEN**
G, Syracuse, 6-3, 242.
6. **HAROLD RANDOLPH**
LB, East Carolina, 6-1, 191.
7. **TOM RANDALL**
DT, Iowa State, 6-5, 248.
8. **HOMER BUTLER**
WR, UCLA, 6-1, 184.
9. **RUSS WILLIAMS**
DB, Tennessee, 6-1, 197.
10. **BARRY TOMASETTI**
OL, Iowa, 6-3, 249.
11. **DENNIS THURMAN**
S, Southern Cal, 5-11, 172.
12. **LEE WASHBURN**
OL, Montana State, 6-6, 253.

1979

(Drafted 27th)

1. **ROBERT SHAW**
C, Tennessee, 6-4, 252.
2. **AARON MITCHELL**
CB, Nevada-Las Vegas, 6-1, 196.
3. **DOUG COSBIE**
TE, Santa Clara, 6-6, 230. Swapped choices with Seattle in BILL GREGORY trade.
4. **RALPH DeLOACH**
DE, California, 6-5, 254.
5. **(A) BOB HUKILL**
OL, North Carolina, 6-5, 250. Choice from Chicago for GOLDEN RICHARDS.
5. **(B) CURTIS ANDERSON**
DE, Central State (O), 6-6, 240. Choice from Seattle for EFREN HERRERA.
6. **(C) RON SPRINGS**
RB, Ohio State, 6-0, 197.
6. **(A) TIM LAVENDER**
CB, So. California, 6-3, 187. Choice from Seattle for BILL GREGORY.
6. **(B) MIKE SALZANO**
OL, North Carolina, 6-3, 242. Choice from Denver for JIM JENSEN.
6. **(C) CHRIS DeFRANCE**
WR, Arizona St., 6-1, 205.
7. **GREG FITZPATRICK**
LB, Youngstown, 6-2, 227.

8. **BRUCE THORNTON**
DT, Illinois, 6-5, 266.
9. **GARRY COBB**
LB, So. California, 6-2, 209.
10. **MIKE CALHOUN**
DT, Notre Dame, 6-4, 228.
11. **NO CHOICE**
Choice to Detroit for SKIP BUTLER.
12. **QUENTIN LOWRY**
LB, Youngstown, 6-2, 225.

1980

(Drafted Alternately 23rd, 24th and 25th)

1. **NO CHOICE**
Choice given along with second round choice to Baltimore for JOHN DUTTON.
2. **NO CHOICE**
Choice given along with first round choice to Baltimore for JOHN DUTTON.
3. **(A) BILL ROE**
LB, Colorado, 6-3, 220. Choice from Chicago for GOLDEN RICHARDS.
(B) JAMES JONES
RB, Mississippi State, 5-10, 200.
4. **KURT PETERSEN**
DL, Missouri, 6-5, 255.
5. **GARY HOGEBOOM**
QB, Central Michigan, 6-4, 195.
6. **TIMMY NEWSOME**
RB, Winston-Salem St., 6-1, 228.
7. **LESTER BROWN**
RB, Clemson, 5-11, 176.
8. **LARRY SAVAGE**
LB, Michigan State, 6-3, 225.
9. **JACKIE FLOWERS**
WR, Florida State, 6-0, 194.
10. **MATTHEW TEAGUE**
DE, Prairie View A&M, 6-4, 238.
11. **GARY PADJEN**
LB, Arizona State, 6-1, 238.
12. **NORM WELLS**
DT, Northwestern, 6-5, 249.

1981

(Drafted Alternately 25th and 26th)

1. **HOWARD RICHARDS**
T, Missouri, 6-5, 255.
2. **DOUG DONLEY**
WR, Ohio St., 6-0, 180.
3. **GLEN TITENSOR**
DL, Brigham Young, 6-4, 250.
4. **(A) SCOTT PELLUER**
LB, Wash. St., 6-1, 213 —
(Choice from San Francisco for THOMAS HENDERSON).
(B) DERRIE NELSON
LB, Nebraska, 6-2, 217.

5. **DANNY SPRADLIN**
LB, Tennessee, 6-1, 229.
6. **VINCE SKILLINGS**
DB, Ohio St., 5-11, 176.
7. **(A) RON FELLOWS**
DB, Missouri, 5-11, 165. —
(Choice from Tampa Bay for DAVE STALLS).
(B) KEN MILLER
DB, East. Michigan, 5-11, 180.
8. **PAUL PIUROWSKI**
LB, Florida St., 6-2, 219.
9. **MIKE WILSON**
WR, Wash. St., 6-3, 202.
10. **PAT GRAHAM**
DT, California, 6-3, 257.
11. **TIM MORRISON**
G, Georgia, 6-3, 258.
12. **NATE LUNDY**
WR, Indiana, 6-0, 169.

1982

(Drafted 26th)

1. **ROD HILL**
CB, Kentucky State, 6-0, 185.
2. **JEFF ROHRER**
LB, Yale, 6-3, 224.
3. **JIM ELIOPULOS**
LB, Wyoming, 6-3, 229.
4. **(A) BRIAN CARPENTER**
CB, Michigan, 5-10, 166. (Choice from Tampa Bay for DAVE STALLS).
(B) MONTY HUNTER
S, Salem College, 6-0, 201.
5. **PHIL POZDERAC**
T, Notre Dame, 6-9, 260.
6. **(A) KEN HAMMOND**
G, Vanderbilt, 6-4, 270. (Choice from Cleveland for BRUCE HUTHER).
(B) CHARLES DAUM
DL, Cal Poly-SLO, 6-6, 241.
7. **BILL PURIFOY**
DL, Tulsa, 6-7, 249.
8. **(A) GEORGE PEOPLES**
RB, Auburn, 6-0, 211. (Choice from Denver through Buffalo for WADE MANNING).
(B) DWIGHT SULLIVAN
RB, North Carolina State, 6-0, 205.
9. **JOE GARY**
DL, UCLA, 6-5, 273.
10. **TODD ECKERSON**
T, North Carolina State, 6-4, 263.
11. **(A) GEORGE THOMPSON**
WR, Albany State (Ga.), 6-3, 209. (Choice from Tampa Bay for AARON MITCHELL).
(B) MICHAEL WHITING
RB, Florida State, 6-1, 210.
12. **RICH BURTNES**
G, Montana, 6-4, 257.

1983

(Drafted Alternately 23rd, 24th, 21st and 22nd)

1. **JIM JEFFCOAT**
DE, Arizona State, 6-5, 260.
2. **MIKE WALTER**
LB, Oregon, 6-3, 230.
3. **BRYAN CALDWELL**
DE, Arizona State, 6-4, 248.
4. **CHRIS FAULKNER**
TE, Florida, 6-4, 257.
5. **CHUCK McSWAIN**
RB, Clemson, 6-0, 190.
6. **REGGIE COLLIER**
QB, Southern Mississippi, 6-3, 207.
7. **CHRIS SCHULTZ**
T, Arizona, 6-8, 259.
8. **LAWRENCE RICKS**
RB, Michigan, 5-9, 194.
9. **AL GROSS**
S, Arizona, 6-3, 186.
10. **ERIC MORAN**
T, Washington, 6-5, 282.
11. **DAN TAYLOR**
T, Idaho State, 6-3, 258.
12. **LORENZO BOUIER**
RB, Maine, 6-0, 209.

1984

(Drafted Alternately 25th, 26th)

1. **BILLY CANNON**
LB, Texas A&M, 6-4, 235.
2. **VICTOR SCOTT**
DB, Colorado, 6-0, 192. (Choice from Houston thru Minnesota, for BUTCH JOHNSON).
3. **FRED CORNWELL**
TE, USC, 6-6, 236.
4. **STEVE DEOSSIE**
LB, Boston College, 6-2, 250.
5. **(A) STEVE PELLUER**
QB, Washington, 6-4, 204. (Choice from Tampa Bay for DANNY SPRADLIN).
(B) NORM GRANGER
RB, Iowa, 5-9, 217.
6. **(A) EUGENE LOCKHART**
LB, Houston, 6-2, 228. (Choice from Chicago for JAY SALDI).
(B) JOE LEVELIS
OG, Iowa, 6-3, 270.
7. **ED MARTIN**
LB, Indiana State, 6-3, 218.
8. **MIKE REVELL**
RB, Bethune Cookman, 5-11, 197.

9. (A) **JOHN HUNT**
OL, Florida, 6-4, 262. (Choice from Indianapolis for RAUL ALLEGRE).
- (B) **NEAL MAUNE**
OL, Notre Dame, 6-4, 249.
10. **BRIAN SALONEN**
TE, Montana, 6-3, 227.
11. **DOWE AUGHTMAN**
DL, Auburn, 6-2, 272.
12. **CARL LEWIS**
WR, Houston, 6-3, 187.

1985
(Drafted Alternately
17th, 16th, 20th,
19th, 18th)

1. **KEVIN BROOKS**
DE, Michigan, 6-7, 265.
2. **JESSE PENN**
LB, Virginia Tech, 6-3, 255.
3. **CRAWFORD KER**
G, Florida, 6-4, 290.
4. **ROBERT LAVETTE**
RB, Georgia Tech, 5-11, 195.
5. (A) **HERSCHEL WALKER**
RB, Georgia, 6-1, 224 (Choice from Houston for Butch Johnson).
- (B) **MATT DARWIN**
C/G, Texas A&M, 6-4, 265
(Choice from Cleveland thru Buffalo for Rod Hill).
6. (A) **KURT PLOEGER**
DT, Gustavus Adolphus, 6-5, 250
(Choice from Indianapolis for Steve Wright).
- (B) **MATT MORAN**
C/G, Stanford, 6-4, 265.
7. (A) **KARL PWE**
WR, Alabama State, 6-2, 175
(Choice from San Diego thru Kansas City for Lawrence Ricks).
- (B) **JIM HERRMANN**
DE, Brigham Young, 6-6, 265.

8. **LEON GONZALEZ**
WR, Bethune-Cookman, 5-10, 160.
9. **SCOTT STRASBURGER**
LB, Nebraska, 6-1, 220
10. **JOE JONES**
TE, Virginia Tech, 6-4, 245.
11. **NEAL DELLOCONO**
LB, UCLA, 6-1, 220.
12. **KARL JORDAN**
LB, Vanderbilt, 6-2, 245.

1986
(Drafted Alternately
21st, 20th,
19th, 18th)

1. **MIKE SHERRARD**
WR, UCLA, 6-2, 185.
2. **DARRYL CLACK**
RB, Arizona State, 5-10, 207
(Choice from Indianapolis for Gary Hogeboom).
3. **MARK WALEN**
DT, UCLA, 6-5, 265.
4. **MAX ZENDEJAS**
K, Arizona, 5-11, 184.
6. (A) **THORNTON CHANDLER**
TE, Alabama, 6-5, 238 (Choice from Buffalo for Rod Hill).

(B) **STAN GELBAUGH**
QB, Maryland, 6-3, 207 (Choice from Detroit for Angelo King).

(C) **LLOYD YANCEY**
G, Temple, 6-4, 275.

7. **JOHNNY HOLLOWAY**
DB, Kansas, 5-11, 181.
8. **TOPPER CLEMONS**
RB, Wake Forest, 5-11, 205.
9. **JOHN IONATA**
G, Florida State, 6-2, 280.
10. **BRYAN CHESTER**
G, Texas, 6-4, 260.
11. **GARTH JAX**
LB, Florida State, 6-2, 225.
12. (A) **CHRIS DULIBAN**
LB, Texas, 6-2, 216 (Choice from Buffalo for Rod Hill).

(B) **TONY FLACK**
DB, Georgia, 6-1, 184.

1987
(Drafted Alternately,
12th, 11th)

1. **DANNY NOONAN**
DT, Nebraska, 6-4, 282.
2. **RON FRANCIS**
CB, Baylor, 5-9, 201.
3. **JEFF ZIMMERMAN**
OL, Florida, 6-3, 310.
4. **KELVIN MARTIN**
WR, Boston College, 5-9, 161.

5. **EVERETT GAY**
WR, Texas, 6-2, 204.
6. **JOE ONOSAI**
OL, Hawaii, 6-3, 283.
7. **KEVIN SWEENEY**
QB, Fresno State, 6-0, 191.
8. **KEVIN GOGAN**
T, Washington, 6-7, 295.
9. **ALVIN BLOUNT**
RB, Maryland, 5-9, 197.
10. **DALE JONES**
LB, Tennessee, 6-1, 234.
11. **JEFF WARD**
K, Texas, 5-9, 169.
12. **SCOTT ARMSTRONG**
LB, Florida, 6-1, 230.

1988
(Drafted Alternately,
11th, 14th,
13th, 12th)

1. **MICHAEL IRVIN**
WR, Miami, Fla., 6-2, 198.
2. **KEN NORTON, JR.**
RB, UCLA, 6-2, 224.
3. **MARK HUTSON**
G, Oklahoma, 6-3, 292.
4. **DAVE WIDELL**
T, Boston College, 6-6, 297.
5. **NO CHOICE**
Choice given to Seattle for Ron Essink.
6. **SCOTT SECULES**
QB, Virginia, 6-3, 220.
7. **OWEN HOOVEN**
T, Oregon State, 6-8, 302.
8. **MARK HIGGS**
RB, Kentucky, 5-7, 188.
9. **BRIAN BEDFORD**
WR, California, 6-4, 209.
10. **BILLY OWENS**
DB, Pittsburgh, 6-1, 198.
11. **CHAD HENNINGS**
DE, Air Force, 6-5, 251.
12. **BEN HUMMEL**
LB, UCLA, 6-4, 234.



THE OPPONENTS

EUGENE LOCKHART

Atlanta Falcons

(Dallas Leads Series, 8-3)

Year	Site	Winner-Score	Att.
1966	Atlanta	Dallas, 47-14	56,990
1967	Dallas	Dallas, 37-7	54,751
1969	Atlanta	Dallas, 24-17	54,833
1970	Dallas	Dallas, 13-0	53,611
1974	Atlanta	Dallas, 24-0	52,322
1976	Atlanta	Atlanta, 17-10	54,972
1978†	Dallas	Dallas, 27-20	60,338
1981†	Atlanta	Dallas, 30-27	60,022
1985	Dallas	Dallas, 24-10	57,941
1986	Dallas	Atlanta, 37-35	62,880
1987	Dallas	Atlanta, 21-10	40,103

1988 Sept. 25 at Dallas

†NFC Divisional Playoffs

ATLANTA FALCONS

'87 Results (3-12)		'88 Schedule	
10	@ Tampa Bay 48	Sept. 4—@ Detroit	
21	Washington 20	Sept. 11—N. Orleans	
	N. Orlns—canc.	Sept. 18—@ San Fran	
12	Pittsburgh 28	Sept. 25—@ DALLAS	
17	San Francisco 25	Oct. 2—Seattle	
24	L.A. Rams 20	Oct. 9—L.A. Rams	
33	@ Houston 37	Oct. 16—@ Denver	
0	New Orleans 38	Oct. 23—N.Y. Giants	
3	@ Cleveland 38	Oct. 30—@ Phila.	
10	Cincinnati 16	Nov. 6—Green Bay	
13	@ Minnesota 24	Nov. 13—San Diego	
21	St. Louis 34	Nov. 20—@ Raiders	
21	@ DALLAS 10	Nov. 27—Tampa Bay	
0	@ L.A. Rams 33	Dec. 4—San Fran.	
7	@ San Fran. 35	Dec. 11—@ Rams	
13	Detroit 30	Dec. 18—@ N. Orlns.	
205		436	

Buffalo Bills

(Dallas Leads Series, 3-1)

Year	Site	Winner-Score	Att.
1971	Buffalo	Dallas, 49-37	46,206
1976	Dallas	Dallas, 17-10	51,779
1981	Dallas	Dallas, 27-14	62,583
1984	Buffalo	Buffalo, 14-3	74,391

Chicago Bears

(Dallas Leads Series, 8-5)

Year	Site	Winner-Score	Att.
1960	Chicago	Chicago, 17-7	39,951
1962	Dallas	Chicago, 34-33	12,692
1964	Chicago	Dallas, 24-10	47,527
1968	Chicago	Dallas, 34-3	46,667
1971	Chicago	Chicago, 23-19	55,049
1973	Chicago	Dallas, 20-17	55,701
1976	Dallas	Dallas, 31-21	61,346
1977*	Dallas	Dallas, 37-7	62,920

Chicago Bears Cont.

1979	Dallas	Dallas, 24-20	64,056
1981	Dallas	Dallas, 10-9	63,499
1984	Chicago	Dallas, 23-14	63,623
1985	Dallas	Chicago, 44-0	63,855
1986	Dallas	Chicago, 24-10	57,256

1988 Oct. 16 at Chicago

*NFC Divisional Playoffs

CHICAGO BEARS

'87 Results (11-4)		'88 Schedule	
34	N.Y. Giants 19	Sept. 4—Miami	
20	Tampa Bay 3	Sept. 11—@ Ind.	
	@ Detroit—canc.	Sept. 18—Minn.	
35	@ Philadelphia 3	Sept. 25—@ Grn. Bay	
27	Minnesota 7	Oct. 2—Buffalo	
17	New Orleans 19	Oct. 9—@ Detroit	
27	@ Tampa Bay 26	Oct. 16—DALLAS	
31	Kansas City 28	Oct. 24—San Fran.	
26	@ Green Bay 24	Oct. 30—@ New Eng.	
29	@ Denver 31	Nov. 6—Tampa Bay	
30	Detroit 10	Nov. 13—@ Wash.	
23	Green Bay 10	Nov. 20—@ T. Bay	
30	@ Minnesota 24	Nov. 27—Green Bay	
0	@ San Francisco 41	Dec. 5—@ L.A. Rams	
21	Seattle 3	Dec. 11—Detroit	
6	@ L.A. Raiders 34	Dec. 19—@ Minn.	
356		282	

Cincinnati Bengals

(Dallas Leads Series, 2-1)

Year	Site	Winner-Score	Att.
1973	Dallas	Dallas 38-10	58,802
1979	Dallas	Dallas, 38-13	63,179
1985	Cincinnati	Cinci., 50-24	56,936

1988 Nov. 20 at Dallas

CINCINNATI BENGALS

'87 Results (4-11)		'88 Schedule	
23	@ Indianapolis 21	Sept. 4—Phoenix	
26	San Francisco 27	Sept. 11—@ Phila.	
	@ L.A. Rams—canc.	Sept. 18—@ Pitt.	
9	San Diego 10	Sept. 25—Cleveland	
17	@ Seattle 10	Oct. 2—@ Raiders	
0	Cleveland 34	Oct. 9—N.Y. Jets	
20	@ Pittsburgh 23	Oct. 16—@ New Eng.	
29	Houston 31	Oct. 23—Houston	
14	Miami 20	Oct. 30—@ Cleveland	
16	@ Atlanta 10	Nov. 6—Pittsburgh	
16	Pittsburgh 30	Nov. 13—@ Kan. City	
20	@ N.Y. Jets 27	Nov. 20—@ DALLAS	
30	Kan. City (OT) 27	Nov. 27—Buffalo	
24	@ Cleveland 38	Dec. 4—San Diego	
24	New Orleans 41	Dec. 11—@ Houston	
17	@ Houston 21	Dec. 17—Washington	
285		370	

Cleveland Browns

(Dallas Leads Series, 15-9)

Year	Site	Winner-Score	Att.
1960	Dallas	Cleve., 48-7	28,500
1961	Cleve.	Cleve., 25-7	43,638
1961	Dallas	Cleve., 38-17	23,500
1962	Cleve.	Cleve., 19-10	44,040
1962	Dallas	Dallas, 45-21	24,226
1963	Dallas	Cleve., 41-24	28,710
1963	Cleve.	Cleve., 27-17	55,096
1964	Cleve.	Cleve., 27-6	72,062
1964	Dallas	Cleve., 20-16	37,456
1965	Cleve.	Cleve., 23-17	80,451
1965	Dallas	Cleve., 24-17	76,251
1966	Cleve.	Cleve., 30-21	84,721
1966	Dallas	Dallas, 26-14	80,259
1967	Cleve.	Dallas, 21-14	81,039
1967*	Dallas	Dallas, 52-14	70,786
1968	Dallas	Dallas, 28-7	68,733
1968*	Cleve.	Cleve., 31-20	81,497
1969	Cleve.	Cleve., 42-10	84,850
1969*	Dallas	Cleve., 38-14	69,321
1970	Cleve.	Dallas, 6-2	75,458
1974	Dallas	Dallas, 41-17	48,754
1979	Cleve.	Cleve., 26-7	80,123
1982	Dallas	Dallas, 31-14	46,267
1985	Dallas	Dallas, 20-7	61,456

1988 Dec. 4 at Cleveland

*Eastern Conference Championship Game

CLEVELAND BROWNS

'87 Results (10-5)

21 @ New Orleans	28
34 @ Pittsburgh	10
Denver —	canc.
20 @ New England	10
10 Houston	15
34 @ Cincinnati	0
30 L.A. Rams	17
24 @ S. Diego (OT)	27
28 Atlanta	3
27 Buffalo	21
40 @ Houston	7
24 @ San Francisco	38
7 Indianapolis	9
38 Cincinnati	24
24 @ L.A. Raiders	17
19 @ Pittsburgh	13
390	239

'88 Schedule

Sept. 4—@ Kan. City
Sept. 11—N.Y. Jets
Sept. 19—Indnpls.
Sept. 25—@ Cinc.
Oct. 2—@ Pittsburgh
Oct. 9—Seattle
Oct. 16—Philadelphia
Oct. 23—@ Phoenix
Oct. 30—Cinc.
Nov. 7—@ Houston
Nov. 13—@ Denver
Nov. 20—Pittsburgh
Nov. 27—@ Wash.
Dec. 4—DALLAS
Dec. 12—@ Miami
Dec. 18—Houston

Denver Broncos

(Dallas Leads Series, 3-2)

Year	Site	Winner-Score	Att.
1973	Denver	Dallas, 22-10	51,706
1977	Dallas	Dallas, 14-6	63,752
1978*	N. Orleans	Dallas, 27-10	76,400
1980	Denver	Denver, 41-20	74,919
1986	Denver	Denver, 29-14	76,082

*Super Bowl XII, Jan. 15, 1978

Detroit Lions

(Dallas Leads Series, 7-4)

Year	Site	Winner-Score	Att.
1960	Detroit	Detroit, 23-14	43,272
1963	Dallas	Dallas, 17-14	27,262
1968	Dallas	Dallas, 59-13	61,382
1970*	Dallas	Dallas, 5-0	73,167
1972	Dallas	Dallas, 28-24	65,378
1975	Detroit	Dallas, 36-10	79,784
1977	Dallas	Dallas, 37-0	63,160
1981	Detroit	Detroit, 27-24	79,694
1985	Detroit	Detroit, 26-21	72,985
1986	Detroit	Dallas, 31-7	73,812
1987	Detroit	Detroit, 27-17	45,325

*Divisional Playoff Game

Green Bay Packers

(Green Bay Leads Series, 8-5)

Year	Site	Winner-Score	Att.
1960	Green Bay	Gr. Bay, 41-7	32,294
1964	Dallas	Gr. Bay, 45-21	44,975
1965	Milw.	Gr. Bay, 13-3	48,311
1966*	Dallas	Gr. Bay, 34-27	75,504
1967*	Green Bay	Gr. Bay, 21-17	50,861
1968	Dallas	Gr. Bay, 28-17	74,604
1970	Dallas	Dallas, 16-3	67,182
1972	Milw.	Gr. Bay, 16-14	47,103
1975	Dallas	Gr. Bay, 19-17	64,934
1978	Milw.	Dallas, 42-14	55,256
1980	Milw.	Dallas, 28-7	54,776
1982**	Dallas	Dallas, 37-26	63,972
1984	Dallas	Dallas, 20-6	64,222

*NFL Championship Game

**Super Bowl Tournament



Houston Oilers

(Dallas Leads Series, 4-1)

Year	Site	Winner-Score	Att.
1970	Dallas	Dallas, 52-10	50,504
1974	Houston	Dallas, 10-0	49,775
1979	Dallas	Houston, 30-24	63,897
1982	Houston	Dallas, 37-7	51,808

1988 Nov. 24 at Dallas

HOUSTON OILERS

'87 Results (9-6)		'88 Schedule	
20	L.A. Rams 16	Sept. 4—@ Indrpls.	
30	@ Buffalo 34	Sept. 11—Raiders	
	Raiders — canc.	Sept. 18—@ Jets	
40	@ Denver 10	Sept. 25—N. England	
15	@ Cleveland 10	Oct. 2—@ Phila.	
7	New England 21	Oct. 9—Kansas City	
37	Atlanta 33	Oct. 16—@ Pitt.	
31	@ Cincinnati 29	Oct. 23—@ Cinc.	
20	@ San Francisco 27	Oct. 30—Washington	
23	@ Pittsburgh 3	Nov. 7—Cleveland	
7	Cleveland 40	Nov. 13—@ Seattle	
27	@ Indianapolis 51	Nov. 20—Phoenix	
33	San Diego 18	Nov. 24—@ DALLAS	
10	@ New Orleans 24	Dec. 4—Pittsburgh	
24	Pittsburgh 16	Dec. 11—Cincinnati	
21	Cincinnati 17	Dec. 18—@ Cleveland	
345	349		

L. A. Rams

(Series Tied, 11-11)

Year	Site	Winner-Score	Att.
1960	Dallas	L.A., 38-13	16,000
1962	L.A.	Dallas, 27-17	26,907
1967	Dallas	L.A., 35-13	75,229
1969	L.A.	L.A., 24-23	79,105
1971	Dallas	Dallas, 28-21	66,595
1973	L.A.	L.A., 37-31	81,428
1973†	Dallas	Dallas, 27-16	64,291
1975	Dallas	Dallas, 18-7	49,091
1975‡	L.A.	Dallas, 37-7	84,483
1976†	Dallas	L.A., 14-12	62,436
1978	L.A.	L.A., 27-14	65,749
1978‡	L.A.	Dallas, 28-0	67,470
1979	Dallas	Dallas, 30-6	64,462
1979†	Dallas	L.A., 21-19	64,792
1980	L.A.	L.A., 38-14	62,548
1980§	Dallas	Dallas, 34-13	64,533
1981	Dallas	Dallas, 29-17	64,649
1983§	Dallas	L.A., 24-17	43,521
1984	L.A.	Dallas, 20-13	65,403
1985†	L.A.	L.A., 20-0	66,351
1986	L.A.	L.A., 29-10	64,949
1987	L.A.	Dallas, 29-21	60,700

§Wild Card Game

†Divisional Playoff Game

‡NFC Championship Game

Indianapolis Colts

(Dallas Leads Series, 6-3)

Year	Site	Winner-Score	Att.
1960	Dallas	Balt., 45-7	25,500
1967	Balt.	Balt., 23-17	60,238
1969	Dallas	Dallas, 27-10	63,191
1970†	Miami	Balt., 16-13	80,055
1972	Balt.	Dallas, 21-0	58,992
1976	Dallas	Dallas, 30-27	64,237
1978	Dallas	Dallas, 38-0	64,224
1981	Balt.	Dallas, 37-13	54,871
1984	Dallas	Dallas, 22-3	58,724

†Super Bowl Jan. 17, 1971

L.A. Raiders

(Raiders Lead Series, 3-1)

Year	Site	Winner-Score	Att.
1974	Oakland	Oakland, 27-23	45,850
1980	Oakland	Dallas, 19-13	53,194
1983	Dallas	L.A., 40-38	64,991
1986	Dallas	L.A., 17-13	61,706

Miami Dolphins

(Miami Leads Series, 4-2)

Year	Site	Winner-Score	Att.
1971*	N. Orleans	Dallas, 24-3	81,035
1973	Dallas	Miami, 14-7	64,100
1978	Miami	Miami, 23-16	69,414
1981	Dallas	Dallas, 28-27	64,221
1984	Miami	Miami, 28-21	74,139
1987	Dallas	Miami, 20-14	56,519

*Super Bowl VI, Jan. 16, 1972

Kansas City Chiefs

(Dallas Leads Series, 2-1)

Year	Site	Winner-Score	Att.
1970	Kan. City	Dallas, 27-16	51,158
1975	Dallas	Kan. City, 34-31	63,539
1983	Dallas	Dallas, 41-21	64,103

Minnesota Vikings

(Dallas Leads Series, 10-6)

Year	Site	Winner-Score	Att.
1961	Dallas	Dallas, 21-7	20,500
1961	Minn.	Dallas, 28-0	33,070
1966	Dallas	Dallas, 28-17	64,116
1968	Dallas	Dallas, 20-7	47,644
1970	Minn.	Minn., 54-13	47,900
1971*	Minn.	Dallas, 20-12	49,100
1973†	Dallas	Minn., 27-10	64,524
1974	Dallas	Minn., 23-21	57,847
1975*	Minn.	Dallas, 17-14	48,341
1977	Minn.	Dallas, 16-10(OT)	47,678
1977†	Dallas	Dallas, 23-6	61,968
1978	Dallas	Minn., 21-10	61,848
1979	Minn.	Dallas, 36-20	47,572
1982	Minn.	Minn., 31-27	60,007
1983	Minn.	Dallas, 37-24	60,774
1987	Dallas	Minn., 44-38(OT)	54,229

1988 Nov. 13 at Dallas

*Divisional Playoff Game

†NFC Championship Game

MINNESOTA VIKINGS

'87 Results (8-7)

34	Detroit	19
21	@ L.A. Rams	16
	@ Kansas City—canc.	
16	Green Bay	23
7	@ Chicago	27
10	@ Tampa Bay	20
34	Denver	27
17	@ Seattle	28
31	L.A. Raiders	20
23	Tampa Bay	17
24	Atlanta	13
44	@ DALLAS (OT)	38
24	Chicago	30
10	@ Green Bay	16
17	@ Detroit	14
24	Wash. (OT)	27
336		335

'88 Schedule

Sept. 4—@ Buffalo
Sept. 11—New Eng.
Sept. 18—@ Chicago
Sept. 25—Philadelphia
Oct. 2—@ Miami
Oct. 9—Tampa Bay
Oct. 16—Green Bay
Oct. 23—@ T. Bay
Oct. 30—@ S. Fran.
Nov. 6—Detroit
Nov. 13—@ DALLAS
Nov. 20—Indianapolis
Nov. 24—@ Detroit
Dec. 4—New Orleans
Dec. 11—@ Green Bay
Dec. 19—Chicago

New Orleans Saints

(Dallas Leads Series, 11-1)

Year	Site	Winner-Score	Att.
1967	Dallas	Dallas, 14-10	52,562
1967	N. O.	Dallas, 27-10	83,437
1968	N. O.	Dallas, 17-3	84,728
1969	N. O.	Dallas, 21-17	79,567
1969	Dallas	Dallas, 33-17	68,282
1971	N. O.	N. O., 24-14	83,088
1973	Dallas	Dallas, 40-3	53,972
1976	N. O.	Dallas, 24-6	61,413
1978	Dallas	Dallas, 27-7	57,920
1982	Dallas	Dallas, 21-7	64,506
1983	Dallas	Dallas, 21-20	62,136
1984	Dallas	Dallas, 30-27(OT)	50,966

1988 Oct. 3 at New Orleans

NEW ORLEANS SAINTS

'87 Results (12-3)

28	Cleveland	21
17	@ Philadelphia	27
	Atlanta—canc.	
37	L.A. Rams	10
19	@ St. Louis	24
19	@ Chicago	17
22	San Francisco	24
38	@ Atlanta	0
31	@ L.A. Rams	14
26	@ San Francisco	24
23	N.Y. Giants	14
20	@ Pittsburgh	16
44	Tampa Bay	34
24	Houston	10
41	@ Cincinnati	24
33	Green Bay	24
422		283

'88 Schedule

Sept. 4—San Francisco
Sept. 11—@ Atlanta
Sept. 18—@ Detroit
Sept. 25—Tampa Bay
Oct. 3—DALLAS
Oct. 9—@ San Diego
Oct. 16—@ Seattle
Oct. 23—L.A. Raiders
Oct. 30—L.A. Rams
Nov. 6—@ Washington
Nov. 13—@ L.A. Rams
Nov. 20—Denver
Nov. 27—N.Y. Giants
Dec. 4—@ Minnesota
Dec. 11—@ S. Fran.
Dec. 18—Atlanta

New York Giants

(Dallas Leads Series, 35-14-2)

Year	Site	Winner-Score	Att.
1960	New York	Tie, 31-31	55,033
1961	Dallas	New York, 31-10	41,500
1961	New York	Dallas, 17-16	60,254
1962	Dallas	New York, 41-10	45,668
1962	New York	New York, 41-31	62,694
1963	New York	New York, 37-21	62,889
1963	Dallas	New York, 34-27	29,635
1964	Dallas	Tie, 13-13	33,225
1964	New York	Dallas, 31-21	63,031
1965	Dallas	Dallas, 31-2	59,366
1965	New York	Dallas, 38-20	62,871
1966	Dallas	Dallas, 52-7	60,010
1966	New York	Dallas, 17-7	62,735
1967	Dallas	Dallas, 38-24	66,209
1968	Dallas	New York, 27-21	72,163
1968	New York	Dallas, 28-10	62,617
1969	Dallas	Dallas, 25-3	58,964
1970	Dallas	Dallas, 28-10	57,236
1970	New York	New York, 23-20	62,938

Continued

New England Patriots

(Dallas Leads Series, 6-0)

Year	Site	Winner-Score	Att.
1971	Dallas	Dallas, 44-21	65,708
1975	N. Eng.	Dallas, 34-31	60,905
1978	Dallas	Dallas, 17-10	63,263
1981	N. Eng.	Dallas, 35-21	60,311
1984	Dallas	Dallas, 20-17	55,341
1987	N. Eng.	Dallas, 23-17(OT)	60,567

New York Giants Cont.

1971	Dallas	Dallas, 20-13	68,378
1971	New York	Dallas, 42-14	62,815
1972	New York	Dallas, 23-14	62,725
1972	Dallas	New York, 23-3	64,602
1973	Dallas	Dallas, 45-28	64,898
1973	N. Haven	Dallas, 23-10	70,128
1974	Dallas	New York, 14-6	46,353
1974	N. Haven	Dallas, 21-7	61,191
1975	New York	Dallas, 13-7	56,511
1975	Dallas	Dallas, 14-3	53,329
1976	New York	Dallas, 24-14	76,042
1976	Dallas	Dallas, 9-3	58,870
1977	Dallas	Dallas, 41-21	64,215
1977	New York	Dallas, 24-10	74,532
1978	New York	Dallas, 34-24	73,265
1978	Dallas	Dallas, 24-3	64,869
1979	New York	Dallas, 16-14	76,490
1979	Dallas	Dallas, 28-7	63,787
1980	Dallas	Dallas, 24-3	59,126
1980	New York	New York, 38-35	68,343
1981	Dallas	Dallas, 18-10	63,449
1981	New York	N.Y., 13-10 (OT)	73,009
1983	Dallas	Dallas, 28-13	62,347
1983	New York	Dallas, 38-20	76,142
1984	New York	New York, 28-7	75,921
1984	Dallas	New York, 19-7	60,235
1985	New York	Dallas, 30-29	74,981
1985	Dallas	Dallas, 28-21	62,310
1986	Dallas	Dallas, 31-28	59,804
1986	New York	New York, 17-14	74,871
1987	New York	Dallas, 16-14	73,426
1987	Dallas	Dallas, 33-24	55,730

1988 Sept. 18 at Dallas

1988 Nov. 6 at New York

NEW YORK GIANTS

'87 Results (6-9)

19	@ Chicago	34
14	DALLAS	16
	@ Miami—canc.	
21	San Francisco	41
12	Washington	38
3	@ Buffalo	6
30	St. Louis	7
24	@ DALLAS	33
17	New England	10
20	@ Philadelphia	17
14	@ New Orleans	23
19	@ Washington	23
23	Philadelphia (OT)	20
24	@ St. Louis	27
20	Green Bay	10
20	N.Y. Jets	7
280		312

'88 Schedule

Sept. 5	—Washington
Sept. 11	—S. Francisco
Sept. 18	—@ DALLAS
Sept. 25	—L.A. Rams
Oct. 2	—@ Washington
Oct. 10	—@ Phila.
Oct. 16	—Detroit
Oct. 23	—@ Atlanta
Oct. 30	—@ Detroit
Nov. 6	—DALLAS
Nov. 13	—@ Phoenix
Nov. 20	—Philadelphia
Nov. 27	—@ N. Orleans
Dec. 4	—Phoenix
Dec. 11	—Kansas City
Dec. 18	—@ N.Y. Jets

New York Jets

(Dallas Leads Series, 4-0)

Year	Site	Winner-Score	Att.
1971	Dallas	Dallas, 52-10	66,689
1975	New York	Dallas, 31-21	37,279
1978	New York	Dallas, 30-7	52,532
1978	New York	Dallas, 30-7	52,532
1987	New York	Dallas, 38-24	12,370

Philadelphia Eagles

(Dallas Leads Series, 36-19)

Year	Site	Winner-Score	Att.
1960	Dallas	Phil., 27-25	18,500
1961	Dallas	Phil., 43-7	25,000
1961	Phil.	Phil., 35-13	60,127
1962	Dallas	Dallas, 41-19	18,645
1962	Phil.	Phil., 28-14	58,070
1963	Phil.	Phil., 24-21	60,671
1963	Dallas	Dallas, 27-20	23,694
1964	Dallas	Phil., 17-14	55,972
1964	Phil.	Phil., 24-14	60,671
1965	Dallas	Phil., 35-24	56,249
1965	Phil.	Dallas, 21-19	54,714
1966	Dallas	Dallas, 56-7	69,372
1966	Phil.	Phil., 24-23	60,658
1967	Phil.	Phil., 21-14	60,740
1967	Dallas	Dallas, 38-17	55,834
1968	Phil.	Dallas, 45-13	60,858
1968	Dallas	Dallas, 34-14	72,083
1969	Phil.	Dallas, 38-7	60,658
1969	Dallas	Dallas, 49-14	71,509
1970	Phil.	Dallas, 17-7	59,728
1970	Dallas	Dallas, 21-17	55,736
1971	Phil.	Dallas, 42-7	65,358
1971	Dallas	Dallas, 20-7	60,178
1972	Dallas	Dallas, 28-6	55,850
1972	Phil.	Dallas, 28-7	65,720
1973	Phil.	Phil., 30-16	65,954
1973	Dallas	Dallas, 31-10	61,985
1974	Phil.	Phil., 13-10	64,088
1974	Dallas	Dallas, 31-24	43,586
1975	Phil.	Dallas, 20-17	64,889
1975	Dallas	Dallas, 27-17	57,893
1976	Dallas	Dallas, 27-7	54,052
1976	Phil.	Dallas, 26-7	55,072
1977	Phil.	Dallas, 16-10	65,507
1977	Dallas	Dallas, 24-14	60,289
1978	Dallas	Dallas, 14-7	60,525
1978	Phil.	Dallas, 31-13	64,667
1979	Dallas	Phil., 31-21	62,417
1979	Phil.	Dallas, 24-17	71,434
1980	Phil.	Phil., 17-10	70,696
1980	Dallas	Dallas, 35-27	62,548
1981†	Phil.	Phil., 20-7	70,696
1981	Phil.	Dallas, 17-14	72,111
1981	Dallas	Dallas, 21-10	64,955
1982	Dallas	Phil., 24-20	46,199
1983	Dallas	Dallas, 37-7	63,070
1983	Phil.	Dallas, 27-20	71,236

Continued

Philadelphia Eagles Cont.

1984	Dallas	Dallas, 23-17	64,521
1984	Phil.	Dallas, 26-10	66,322
1985	Phil.	Phil., 16-14	70,114
1985	Dallas	Dallas, 34-17	54,047
1986	Phil.	Dallas, 17-14	68,572
1986	Dallas	Phil., 23-21	46,117
1987	Dallas	Dallas, 41-22	40,622
1987	Phil.	Phil., 37-20	61,630

1988 Oct. 23 at Philadelphia

1988 Dec. 18 at Dallas

†NFC Championship Game

PHILADELPHIA EAGLES

'87 Results (7-8)		'88 Schedule	
24	@ Washington	34	Sept. 4—@ Tampa Bay
27	New Orleans	17	Sept. 11—Cincinnati
	@ S. Fran.—canc.		Sept. 18—@ Wash.
3	Chicago	35	Sept. 25—@ Minn.
22	@ DALLAS	41	Oct. 2—Houston
10	@ G. Bay (OT)	16	Oct. 10—N.Y. Giants
37	DALLAS	20	Oct. 16—@ Cleveland
28	@ St. Louis	23	Oct. 23—DALLAS
31	Washington	27	Oct. 30—Atlanta
17	N.Y. Giants	20	Nov. 6—L.A. Rams
19	St. Louis	31	Nov. 13—@ Pittsburgh
34	@ New England	31	Nov. 20—@ Giants
20	@ Giants (OT)	23	Nov. 27—Phoenix
10	Miami	28	Dec. 4—Washington
38	@ N.Y. Jets	27	Dec. 10—@ Phoenix
17	Buffalo	7	Dec. 18—@ DALLAS
337		380	

Phoenix Cardinals Cont.

Year	Site	Winner-Score	Att.
1974	Dallas	Dallas, 17-14	64,146
1975	Dallas	Dallas, 37-31	52,417
1975	St. Louis	St. Louis, 31-17	49,701
1976	St. Louis	St. Louis, 21-17	50,317
1976	Dallas	Dallas, 19-14	62,498
1977	St. Louis	Dallas, 30-24	50,129
1977	Dallas	St. Louis, 24-17	64,038
1978	Dallas	Dallas, 21-12	62,760
1978	St. Louis	Dallas, 24-21(OT)	48,991
1979	St. Louis	Dallas, 22-21	50,855
1979	Dallas	Dallas, 22-13	64,300
1980	St. Louis	Dallas, 27-24	50,701
1980	Dallas	Dallas, 31-21	52,567
1981	Dallas	Dallas, 30-17	63,602
1981	St. Louis	St. Louis, 20-17	49,777
1982	St. Louis	Dallas, 24-7	50,705
1983	St. Louis	Dallas, 34-17	48,532
1983	Dallas	Dallas, 35-17	60,764
1984	Dallas	St. Louis, 31-20	61,438
1984	St. Louis	Dallas, 24-17	48,721
1985	St. Louis	St. Louis, 21-10	49,347
1985	Dallas	Dallas, 35-17	54,125
1986	St. Louis	Dallas, 31-7	49,077
1986	Dallas	Dallas, 37-6	60,756
1987	St. Louis	St. Louis, 24-13	47,241
1987	Dallas	Dallas, 21-16	36,788

1988 Sept. 12 at Phoenix

1988 Oct. 30 at Dallas

PHOENIX CARDINALS

'87 Results (7-8)		'88 Schedule	
24	DALLAS	13	Sept. 4—@ Cincinnati
24	@ San Diego	28	Sept. 12—DALLAS
	Indianapolis—canc.		Sept. 18—@ T. Bay
21	@ Washington	28	Sept. 25—Washington
24	New Orleans	19	Oct. 2—@ L.A. Rams
28	@ San Francisco	34	Oct. 9—Pittsburgh
7	@ N.Y. Giants	30	Oct. 16—@ Wash.
23	Philadelphia	28	Oct. 23—Cleveland
31	Tampa Bay	28	Oct. 30—@ DALLAS
24	L.A. Rams	27	Nov. 6—San Francisco
31	@ Philadelphia	19	Nov. 13—N.Y. Giants
34	@ Atlanta	21	Nov. 20—@ Houston
17	Washington	34	Nov. 27—@ Phila.
27	N.Y. Giants	24	Dec. 4—@ N.Y. Giants
31	@ Tampa Bay	14	Dec. 10—Philadelphia
16	@ DALLAS	21	Dec. 18—Green Bay
362		368	

Phoenix Cardinals

(Dallas Leads Series, 32-18-1)

Year	Site	Winner-Score	Att.
1960	St. Louis	St. Louis, 12-10	23,128
1961	Dallas	St. Louis, 31-17	20,500
1961	St. Louis	St. Louis, 31-13	15,384
1962	Dallas	St. Louis, 28-24	16,027
1962	St. Louis	St. Louis, 52-20	14,201
1963	Dallas	St. Louis, 34-7	36,432
1963	St. Louis	Dallas, 28-24	12,695
1964	Dallas	St. Louis, 16-6	36,605
1964	St. Louis	Dallas, 31-13	28,253
1965	St. Louis	St. Louis, 20-13	32,034
1965	Dallas	Dallas, 27-13	38,499
1966	St. Louis	Tie, 10-10	50,673
1966	Dallas	Dallas, 31-17	76,965
1967	Dallas	Dallas, 46-21	68,787
1968	Dallas	Dallas, 27-10	48,296
1969	Dallas	Dallas, 24-3	62,134
1970	St. Louis	St. Louis, 20-7	50,780
1970	Dallas	St. Louis, 38-0	69,323
1971	St. Louis	Dallas, 16-13	50,486
1971	Dallas	Dallas, 31-12	66,672
1972	Dallas	Dallas, 33-24	65,218
1972	St. Louis	Dallas, 27-6	49,787
1973	Dallas	Dallas, 45-10	64,729
1973	St. Louis	Dallas, 30-3	43,946
1974	St. Louis	St. Louis, 31-28	49,885

Continued

Pittsburgh Steelers

(Pittsburgh Leads Series, 12-11)

Year	Site	Winner-Score	Att.
1960	Dallas	Pitts., 35-28	30,000
1961	Dallas	Dallas, 27-24	23,500
1961	Pitts.	Pitts., 37-7	17,519
1962	Dallas	Pitts., 30-28	19,478
1962	Pitts.	Dallas, 42-27	23,106
1963	Pitts.	Pitts., 27-21	19,047
1963	Dallas	Pitts., 24-19	24,136
1964	Pitts.	Pitts., 23-17	35,594

Continued

Pittsburgh Steelers Cont.

Year	Site	Winner-Score	Att.
1964	Dallas	Dallas, 17-14	35,271
1965	Pitts.	Pitts., 22-13	37,804
1965	Dallas	Dallas, 24-17	57,293
1966	Dallas	Dallas, 52-21	58,453
1966	Pitts.	Dallas, 20-7	42,185
1967	Pitts.	Dallas, 24-21	39,641
1968	Dallas	Dallas, 28-7	55,069
1969	Pitts.	Dallas, 10-7	24,990
1972	Dallas	Dallas, 17-13	65,682
1975*	Miami	Pitts., 21-17	80,187
1977	Pitts.	Pitts., 28-13	49,761
1978†	Miami	Pitts., 35-31	78,656
1979	Pitts.	Pitts., 14-3	50,199
1982	Dallas	Pitts., 36-28	63,431
1985	Dallas	Dallas, 27-13	62,932

1988 Sept. 4 at Pittsburgh

*Super Bowl X, Jan. 18, 1976

†Super Bowl XIII, Jan. 21, 1979

PITTSBURGH STEELERS

'87 Results (8-7)

30	San Francisco	17
10	@ Cleveland	34
	N.Y. Jets—canc.	
28	@ Atlanta	12
21	@ L.A. Rams	31
21	Indianapolis	7
23	Cincinnati	20
24	@ Miami	35
17	@ Kansas City	16
3	Houston	23
30	@ Cincinnati	16
16	New Orleans	20
13	Seattle	9
20	@ San Diego	16
16	@ Houston	24
13	Cleveland	19
285		299

'88 Schedule

Sept. 4—DALLAS
Sept. 11—@ Wash.
Sept. 18—Cincinnati
Sept. 25—@ Buffalo
Oct. 2—Cleveland
Oct. 9—@ Phoenix
Oct. 16—Houston
Oct. 23—Denver
Oct. 30—@ N.Y. Jets
Nov. 6—@ Cincinnati
Nov. 13—Philadelphia
Nov. 20—@ Cleveland
Nov. 27—Kansas City
Dec. 4—@ Houston
Dec. 11—@ San Diego
Dec. 18—Miami

San Francisco 49ers

(Series Tied, 8-8-1)

Year	Site	Winner-Score	Att.
1960	Dallas	San Fran., 26-14	10,000
1963	San Fran.	San Fran., 31-24	29,563
1965	Dallas	Dallas, 39-31	33,677
1967	San Fran.	San Fran., 24-16	27,182
1969	Dallas	Tie, 24-24	62,348
1970*	San Fran.	Dallas, 17-10	59,625
1971†	Dallas	Dallas, 14-3	66,311
1972	Dallas	San Fran., 31-10	65,124
1972*	San Fran.	Dallas, 30-28	61,214
1974	Dallas	Dallas, 20-14	50,018
1977	San Fran.	Dallas, 42-35	55,848
1979	San Fran.	Dallas, 21-13	56,728
1980	Dallas	Dallas, 59-14	63,399
1981	San Fran.	San Fran., 45-14	57,574
1981†	San Fran.	San Fran., 28-27	60,525
1983	San Fran.	San Fran., 42-17	59,957
1985	San Fran.	San Fran., 31-16	60,114

*Divisional Playoff Game

†NFC Championship Game

San Diego Chargers

(Dallas Leads Series, 3-1)

Year	Site	Winner-Score	Att.
1972	San Diego	Dallas, 34-28	54,476
1980	Dallas	Dallas, 42-31	60,639
1983	San Diego	San Diego, 24-23	46,192
1986	San Diego	Dallas, 24-21	55,622

Seattle Seahawks

(Dallas Leads Series, 3-1)

Year	Site	Winner-Score	Att.
1976	Seattle	Dallas, 28-13	62,027
1980	Dallas	Dallas, 51-7	57,540
1983	Seattle	Dallas, 35-10	63,352
1986	Dallas	Seattle, 31-14	58,023

Tampa Bay Buccaneers

(Dallas Leads Series, 6-0)

Year	Site	Winner-Score	Att.
1977	Dallas	Dallas, 23-7	55,316
1980	Dallas	Dallas, 28-17	62,750
1981*	Dallas	Dallas, 38-0	64,848
1982	Dallas	Dallas, 14-9	49,578
1982**	Dallas	Dallas, 30-17	65,042
1983	Dallas	Dallas, 27-24(OT)	63,308

*Divisional Playoff

**Super Bowl Tournament

Washington Redskins

(Dallas Leads Series, 31-23-2)

Year	Site	Winner-Score	Att.
1960	Wash.	Wash., 26-14	21,142
1961	Dallas	Tie, 28-28	17,500
1961	Wash.	Wash., 34-24	21,451
1962	Dallas	Tie, 35-35	15,730
1962	Wash.	Dallas, 38-10	49,888
1963	Wash.	Wash., 21-17	40,101
1963	Dallas	Dallas, 35-20	18,838
1964	Dallas	Dallas, 24-18	25,158
1964	Wash.	Wash., 28-16	49,219
1965	Dallas	Dallas, 27-7	61,577
1965	Wash.	Wash., 34-31	50,205
1966	Wash.	Dallas, 31-30	50,927
1966	Dallas	Wash., 34-31	64,198
1967	Wash.	Dallas, 17-14	50,566
1967	Dallas	Wash., 27-20	75,538
1968	Dallas	Dallas, 29-20	66,076
1968	Wash.	Dallas, 44-24	50,816
1969	Wash.	Dallas, 41-28	50,474

Continued

Washington Redskins Cont.

1969	Dallas	Dallas, 20-10	56,924
1970	Wash.	Dallas, 45-21	50,415
1970	Dallas	Dallas, 34-0	57,936
1971	Dallas	Wash., 20-16	72,000
1971	Wash.	Dallas, 13-0	53,041
1972	Wash.	Wash., 24-20	53,039
1972	Dallas	Dallas, 34-24	65,136
1972*	Wash.	Wash., 26-3	53,129
1973	Wash.	Wash., 14-7	54,314
1973	Dallas	Dallas, 27-7	64,458
1974	Wash.	Wash., 28-21	54,395
1974	Dallas	Dallas, 24-23	63,243
1975	Wash.	Wash., 30-24 (OT)	55,004
1975	Dallas	Dallas, 31-10	61,091
1976	Wash.	Dallas, 20-7	55,004
1976	Dallas	Wash., 27-14	59,916
1977	Dallas	Dallas, 34-16	62,115
1977	Wash.	Dallas, 14-7	55,031
1978	Wash.	Wash., 9-5	55,031
1978	Dallas	Dallas, 37-10	64,905
1979	Wash.	Wash., 34-20	55,031
1979	Dallas	Dallas, 35-34	62,867
1980	Wash.	Dallas, 17-3	55,045
1980	Dallas	Dallas, 14-10	58,809
1981	Wash.	Dallas, 26-10	55,045
1981	Dallas	Dallas, 24-10	64,583
1982	Wash.	Dallas, 24-10	54,633
1982*	Wash.	Wash., 31-17	55,045
1983	Wash.	Dallas, 31-30	55,045
1983	Dallas	Wash., 31-10	65,074

Washington Redskins Cont.

1984	Wash.	Wash., 34-14	55,431
1984	Dallas	Wash., 30-28	64,286
1985	Dallas	Dallas, 44-14	62,292
1985	Wash.	Dallas, 13-7	55,750
1986	Dallas	Dallas, 30-6	63,264
1986	Wash.	Wash., 41-14	55,642
1987	Dallas	Wash., 13-7	60,415
1987	Wash.	Wash., 24-20	54,882

1988 Oct. 9 at Dallas
 1988 Dec. 11 at Washington
 *NFC Championship Game

WASHINGTON REDSKINS			
'87 Results (11-4)		'88 Schedule	
34	Philadelphia	24	Sept. 5—@ N.Y. Giants
20	@ Atlanta	21	Sept. 11—Pittsburgh
	N. England—canc.		Sept. 18—Philadelphia
28	St. Louis	21	Sept. 25—@ Phoenix
38	@ N.Y. Giants	12	Oct. 2—N.Y. Giants
13	@ DALLAS	7	Oct. 9—@ DALLAS
17	N.Y. Jets	16	Oct. 16—Phoenix
27	@ Buffalo	7	Oct. 23—@ Green Bay
27	@ Philadelphia	31	Oct. 30—@ Houston
20	Detroit	13	Nov. 6—New Orleans
26	L.A. Rams	30	Nov. 13—Chicago
23	N.Y. Giants	19	Nov. 21—@ San Fran.
34	@ St. Louis	17	Nov. 27—Cleveland
24	DALLAS	20	Dec. 4—@ Phila.
21	@ Miami	23	Dec. 11—DALLAS
27	@ Minn. (OT)	24	Dec. 17—@ Cincinnati
379		285	

Cowboys on the Road

SAN DIEGO (Aug. 6)	
Marriott Hotel/Marina	619/234-1500
PITTSBURGH (Sept. 4)	
Westin William Penn	412/281-7100
PHOENIX (Sept. 12)	
Point At So. Mountain	602/438-9000
NEW ORLEANS (Oct. 3)	
Hyatt Regency	504/561-1234
CHICAGO (Oct. 16)	
The Westin Hotel	312/943-7200
PHILADELPHIA (Oct. 23)	
The Hershey Hotel	215/893-1670
NEW YORK (Nov. 6)	
Sheraton Meadowlands	201/507-2729
CLEVELAND (Dec. 4)	
Stouffer Tower City	216/696-5600
WASHINGTON (Dec. 11)	
J. W. Marriott Hotel	202/393-2000

The 1987 Season At A Glance

St. Louis 24, Cowboys 13

At St. Louis, Sept. 13, 1987

DALLAS	0	6	0	7	— 13
ST. LOUIS	3	0	0	21	— 24

Cardinals — FG Gallery 23
 Cowboys — FG Ruzek 22
 Cowboys — FG Ruzek 29
 Cowboys — Banks 20 pass from D. White (Ruzek kick)
 Cardinals — Green 16 pass from Lomax (Gallery kick)
 Cardinals — Green 22 pass from Lomax (Gallery kick)
 Cardinals — Ferrell 15 run (Gallery kick)
 Attendance — 47,241

	Cowboys	Cardinals
First Downs	19	20
Total Net Yards	322	360
Net Yards Rushing	125	108
Net Yards Passing	197	252
Passes	32-20	33-17
Passes Intercepted By	0	0
Punts-Average	8-46.0	8-45.6
Fumbles-Lost	1-1	1-0
Penalties-Yards	5-34	6-38

Rushing

Cowboys — Walker, 13 for 62; Dorsett, 18 for 60; D. White, 1 for 3.
 Cardinals — Ferrell, 10 for 71, 1 touchdown; Mitchell, 14 for 41; Lomax, 3 for —4.

Passing

Cowboys — D. White, 20 of 32 for 256 yards, 1 touchdown.
 Cardinals — Lomax, 17 of 33 for 270 yards, 2 touchdowns.

Receiving

Cowboys — Walker, 7 for 90; Cosbie, 4 for 44; Renfro, 4 for 42; Dorsett, 2 for 49; Banks, 1 for 20, 1 touchdown; Fowler, 1 for 6; Barksdale, 1 for 5.
 Cardinals — J.T. Smith, 5 for 78; Green, 4 for 90, 2 touchdowns; Novacek, 4 for 43; Mitchell, 2 for 35; Holmes, 2 for 24.

Cowboys 16, N.Y. Giants 14

At New York, Sept. 20, 1987

DALLAS	3	7	3	3	— 16
N.Y. GIANTS	7	0	7	0	— 14

Giants — Robinson 5 pass from Simms (Allegre kick)
 Cowboys — FG Ruzek 46
 Cowboys — Chandler 1 pass from D. White (Ruzek kick)
 Giants — Bavaro 1 pass from Simms (Allegre kick)
 Cowboys — FG Ruzek 43
 Cowboys — FG Ruzek 28
 Attendance 73,426

	Cowboys	Giants
First Downs	21	14
Total Net Yards	356	265
Net Yards Rushing	114	60
Net Yards Passing	242	205
Passes	38-23	37-17
Passes Intercepted By	4	4
Punts-Average	4-41.8	4-40.3
Fumbles-Lost	1-0	1-1
Penalties-Yards	9-70	5-51

Rushing

Cowboys — Dorsett, 18 for 75; Walker, 17 for 27; Newsome, 2 for 14; D. White, 1 for —2.
 Giants — Morris, 8 for 26; Rouson, 5 for 22; Anderson, 2 for 6; Carthon, 2 for 3; Simms, 1 for 2; Adams, 2 for 1.

Passing

Cowboys — D. White, 23 of 38 for 276 yards, 1 touchdown, 4 interceptions.
 Giants — Simms, 17 of 36 for 219 yards, 2 touchdowns, 4 interceptions; Rutledge, 0 of 1.

Receiving

Cowboys — Banks, 6 for 96; Cosbie, 4 for 67; Dorsett, 4 for 12; Walker, 3 for 50; Newsome, 3 for 19; Barksdale, 1 for 20; Renfro, 1 for 11; Chandler, 1 for 1, 1 touchdown.
 Giants — Galbreath, 5 for 59; Bavaro, 3 for 64, 1 touchdown; Robinson, 3 for 31, 1 touchdown; Manuel, 2 for 24; Ingram, 1 for 14; McConkey, 1 for 12; Rouson, 1 for 8; Anderson, 1 for 7.

Cowboys 38, N.Y. Jets 24

At New York, Oct. 4, 1987

DALLAS	7	17	14	0	— 38
N.Y. JETS	3	7	7	7	— 24

Jets — FG Ragusa 20
 Cowboys — Burbage 13 pass from Sweeney (Zendejas kick)
 Cowboys — FG Zendejas 33
 Cowboys — Adams 27 run (Zendejas Kick)
 Cowboys — Edwards 33 pass from Sweeney (Zendejas kick)
 Jets — Kurisko 41 pass from Norrie (Ragusa kick)
 Jets — Chirico 3 run (Ragusa kick)
 Cowboys — Blount 1 run (Zendejas kick)
 Cowboys — Edwards 35 pass from Sweeney (Zendejas kick)
 Jets — Harper 78 punt return (Ragusa kick)
 Attendance 12,370

	Cowboys	Jets
First Downs	14	22
Total Net Yards	246	241
Net Yards Rushing	114	82
Net Yards Passing	132	159
Passes	15-6	35-18
Passes Intercepted By	2	1
Punts-Average	6-42.5	4-25.8
Fumbles-Lost	4-3	4-3
Penalties-Yards	16-131	10-150

Rushing

Cowboys — Blount, 28 for 72, 1 touchdown; Adams, 5 for 43, 1 touchdown; Sweeney, 3 for 3; G. White, 1 for -4.

Jets — Hunter, 15 for 48; Chirico, 9 for 16, 1 touchdown; Foster, 1 for 9; Norrie, 4 for 5; Briggs, 1 for 4.

Passing

Cowboys — Sweeney, 6 of 14 for 139 yards, 3 touchdowns, 1 interception; Snyder, 0 of 1.

Jets — Norrie, 18 of 33 for 213 yards, 1 touchdown, 1 interception; Briggs, 0 of 2, 1 interception.

Receiving

Cowboys — Burbage, 3 for 46, 1 touchdown; Edwards, 2 for 68, 2 touchdowns; Spivey, 1 for 25.

Jets — Harper, 6 for 89; Holman, 4 for 40; Chirico, 4 for 18; Kurisko, 1 for 41, 1 touchdown; Gaffney, 1 for 10; Foster, 1 for 9; Hunter, 1 for 6.

Cowboys 41, Philadelphia 22 At Dallas, Oct. 11, 1987

PHILADELPHIA 3 7 6 6 — 22
DALLAS 21 6 14 0 — 41

Cowboys — Edwards 62 run (Zendejas kick)

Cowboys — Blount 8 run (Zendejas kick)

Cowboys — Burbage 77 pass from Sweeney (Zendejas kick)

Eagles — FG Jacobs 40

Eagles — Bowman 62 pass from Tinsley (Jacobs kick)

Cowboys — FG Zendejas 44

Cowboys — FG Zendejas 50

Cowboys — Dorsett 10 run (Zendejas kick)

Cowboys — Blount 1 run (Zendejas kick)

Eagles — Siano 13 pass from Tinsley (kick failed)

Eagles — Clemons 13 pass from Tinsley (kick blocked)

Attendance 40,622

Eagles	Cowboys
First Downs 24	19
Total Net Yards 434	400
Net Yards Rushing 72	160
Net Yards Passing 362	240
Passes 45-29	25-15
Passes Intercepted By ... 0	0
Punts-Average 6-30.1	5-42.2
Fumbles-Lost 4-3	3-2
Penalties-Yards 9-68	10-71

Rushing

Eagles — R. Brown, 17 for 43; Ross, 7 for 24; Robinson, 2 for 6; Clemons, 1 for 0; Horn, 1 for 0; Tinsley, 2 for -1.

Cowboys — Edwards, 1 for 62, 1 touchdown; Blount, 18 for 53, 2 touchdowns; Dorsett, 4 for 27, 1 touchdown; E.J. Jones, 2 for 7; Adams, 2 for 6; Sweeney, 2 for 5; Snyder, 2 for 0.

Passing

Eagles — Tinsley, 24 of 34 for 338 yards, 3 touchdowns; Horn, 5 of 11 for 68 yards.

Cowboys — Sweeney, 8 of 14 for 152 yards, 1 touchdown; D. White, 3 of 3 for 59 yards; Snyder, 4 of 8 for 44 yards.

Receiving

Eagles — Siano, 6 for 83, 1 touchdown; Bowman, 5 for 123, 1 touchdown; Grant, 5 for 97;

Ross, 5 for 41; R. Brown, 4 for 20; Bailey, 2 for 17; Clemons, 1 for 13, 1 touchdown; Repko, 1 for 12.

Cowboys — Edwards, 6 for 100; Burbage, 3 for 110, 1 touchdown; G. White, 1 for 11; Scott, 1 for 11; Spivey, 1 for 9; Lavette, 1 for 6; Blount, 1 for 5; E.J. Jones, 1 for 3.

Washington 13, Dallas 7 At Dallas, Oct. 19, 1987

WASHINGTON 3 0 7 3 — 13
DALLAS 0 0 7 0 — 7

Redskins — FG Ariri 19

Redskins — T. Wilson 16 run (Ariri kick)

Cowboys — Edwards 38 pass from D. White (Brady kick)

Redskins — FG Ariri 39

Attendance 60,612

Redskins	Cowboys
First Downs 19	18
Total Net Yards 339	316
Net Yards Rushing ... 186	93
Net Yards Passing ... 153	223
Passes 20-12	36-21
Passes Intercepted By ... 1	2
Punts-Average 3-40.0	5-34.6
Fumbles-Lost 1-1	2-2
Penalties-Yards 8-55	5-31

Rushing

Redskins — Vital, 26 for 136; T. Wilson, 2 for 28, 1 touchdown; Jessie, 9 for 23; Robinson, 2 for 0; W. Wilson, 3 for -1.

Cowboys — Dorsett, 19 for 81; D. White, 3 for 12.

Passing

Redskins — Robinson, 11 of 18 for 152 yards, 2 interceptions; Rubbert, 1 of 2 for 22 yards.

Cowboys — D. White, 21 of 36 for 262 yards, 1 touchdown, 1 interception.

Receiving

Redskins — McEwen, 7 for 108; Allen, 2 for 31; T. Wilson, 2 for 13; Caravello, 1 for 22.

Cowboys — Edwards, 6 for 104, 1 touchdown; Renfro, 5 for 79; G. White, 4 for 35; E.J. Jones, 2 for 13; Dorsett, 2 for 11; Burbage, 1 for 12; Adams, 1 for 8.

Philadelphia 37, Cowboys 20 At Philadelphia, Oct. 25, 1987

DALLAS 3 7 3 7 — 20
PHILADELPHIA 3 10 7 17 — 37

Cowboys — FG Ruzek 23

Eagles — FG McFadden 46

Eagles — FG McFadden 45

Eagles — Spagnola 10 pass from Cunningham (McFadden kick)

Cowboys — Walker 1 run (Ruzek kick)

Cowboys — FG Ruzek 25

Eagles — Toney 1 run (McFadden kick)

Eagles — FG McFadden 21

Eagles — Spagnola 5 pass from Cunningham (McFadden kick)

Cowboys — Dorsett 19 pass from D. White (Ruzek kick)

Eagles — Byars 1 run (McFadden kick)

Attendance 61,630

	Cowboys	Eagles
First Downs	18	18
Total Net Yards	294	237
Net Yards Rushing	97	141
Net Yards Passing	197	96
Passes	36-22	24-10
Passes Intercepted By	0	0
Punts-Average	4-39.5	4-36.8
Fumbles-Lost	5-3	2-1
Penalties-Yards	10-113	6-27

Rushing

Cowboys — Walker, 12 for 54, 1 touchdown; Dorsett, 11 for 32; Newsome, 2 for 10; Pelluer, 1 for 1.

Eagles — Byars, 20 for 94, 1 touchdown; Cunningham, 8 for 39; Toney, 6 for 8, 1 touchdown.

Passing

Cowboys — D. White, 22 of 36 for 257 yards, 1 touchdown.

Eagles — Cunningham, 10 of 24 for 127 yards, 2 touchdowns.

Receiving

Cowboys — Cosbie, 6 for 31; Banks, 4 for 59; Dorsett, 3 for 40, 1 touchdown; Edwards, 3 for 38; Renfro, 2 for 41; Walker, 2 for 14; Newsome, 1 for 30; Barksdale, 1 for 4.

Eagles — Quick, 3 for 61; Toney, 3 for 43; Spagnola, 2 for 15, 2 touchdowns; Tautalatasi, 2 for 8.

Cowboys 33, N.Y. Giants 24

At Dallas, Nov. 2, 1987

N.Y. GIANTS	0	10	7	7	—	24
DALLAS	7	7	0	19	—	33

Cowboys — Walker 1 run (Ruzek kick)

Giants — Morris 5 run (Allegre kick)

Giants — FG Allegre 35

Cowboys — Cosbie 2 pass from D. White (Ruzek kick)

Giants — Manuel 50 pass from Simms (Allegre kick)

Giants — Manuel 33 pass from Simms (Allegre kick)

Cowboys — FG Ruzek 34

Cowboys — Jeffcoat 26 interception return (Ruzek kick)

Cowboys — FG Ruzek 49

Cowboys — FG Ruzek 40

Cowboys — FG Ruzek 35

Attendance 55,730

	Giants	Cowboys
First Downs	16	15
Total Net Yards	287	240
Net Yards Rushing	55	26
Net Yards Passing	242	214
Passes	27-20	33-24
Passes Intercepted By	1	2
Punts-Average	5-49.4	6-38.1
Fumbles-Lost	3-3	2-1
Penalties-Yards	12-95	9-63

Rushing

Giants — Morris, 17 for 26, 1 touchdown; Simms, 3 for 15; Adams, 3 for 9; Galbreath, 1 for 5.

Cowboys — Walker, 9 for 28, 1 touchdown; Dorsett, 14 for 3; Cosbie, 1 for —5.

Passing

Giants — Simms, 15 of 21 for 230 yards, 2 touchdowns, 2 interceptions; Rutledge, 5 of 6 for 50 yards.

Cowboys — D. White, 24 of 33 for 245 yards, 1 touchdown, 1 interception.

Receiving

Giants — Manuel, 7 for 151, 2 touchdowns; Galbreath, 4 for 32; Bavaro, 3 for 43; Adams, 3 for 40; Morris, 1 for 9; Baker, 1 for 8; Rouson, 1 for 7.

Cowboys — Cosbie, 6 for 72, 1 touchdown; Walker, 6 for 62; Banks, 4 for 56; Newsome, 3 for 9; Renfro, 2 for 32; Edwards, 1 for 7; Chandler, 1 for 5; Dorsett, 1 for 2.

Detroit 27, Cowboys 17

At Detroit, Nov. 8, 1987

DALLAS	0	10	7	0	—	17
DETROIT	10	0	7	10	—	27

Lions — FG Murray 30

Lions — Rubick 20 pass from Long (Murray kick)

Cowboys — Newsome 1 run (Ruzek kick)

Cowboys — FG Ruzek 38

Lions — James 2 run (Murray kick)

Cowboys — Newsome 24 run (Ruzek kick)

Lions — James 4 run (Murray kick)

Lions — FG Murray 19

Attendance 45,325

	Cowboys	Lions
First Downs	20	20
Total Net Yards	290	293
Net Yards Rushing	123	76
Net Yards Passing	167	217
Passes	38-17	28-15
Passes Intercepted By	2	4
Punts-Average	6-41.8	5-46.4
Fumbles-Lost	2-1	2-2
Penalties-Yards	11-94	6-38

Rushing

Cowboys — Walker, 13 for 65; Newsome, 4 for 29, 2 touchdowns; Dorsett, 11 for 29; D. White, 1 for 0.

Lions — Jones, 9 for 46; James, 18 for 32, 2 touchdowns; Long, 3 for —2.

Passing

Cowboys — D. White, 17 of 38 for 193 yards, 4 interceptions.

Lions — Long, 15 of 28 for 217 yards, 1 touchdown, 2 interceptions.

Receiving

Cowboys — Walker, 5 for 55; Renfro, 4 for 67; Cosbie, 3 for 26; Newsome, 2 for 20; Edwards, 2 for 20; Dorsett, 1 for 5.

Lions — Mandley, 8 for 97; Chadwick, 3 for 72; Rubick, 2 for 41, 1 touchdown; Jones, 1 for 4; James, 1 for 3.

Cowboys 23, New England 17

At New England, Nov. 15, 1987

DALLAS	7	7	0	3	6	—	23
NEW ENGLAND	0	7	0	10	0	—	17

Cowboys — Francis 18 interception return (Ruzek kick)

Patriots — Grogan 2 run (Franklin kick)
Cowboys — Cosbie 3 pass from D. White (Ruzek kick)

Patriots — FG Franklin 41
Patriots — Morgan 5 pass from Ramsey (Franklin kick)

Cowboys — FG Ruzek 20
Cowboys — Walker 60 run (Ruzek kick)

Attendance 60,567

	Cowboys	Patriots
First Downs	24	15
Total Net Yards	438	265
Net Yards Rushing	181	88
Net Yards Passing	257	177
Passes	44-25	28-14
Passes Intercepted By	1	2
Punts-Average	7-40.3	6-35.2
Fumbles-Lost	1-1	4-1
Penalties-Yards	15-112	5-35

Rushing

Cowboys — Walker, 28 for 173, 1 touchdown; Dorsett, 1 for 5; Newsome, 1 for 3.

Patriots — Collins, 14 for 40; Ramsey, 3 for 17; Tatupu, 6 for 14; Perryman, 4 for 9; Dupard, 3 for 7; Grogan, 3 for 1, 1 touchdown.

Passing

Cowboys — D. White, 25 of 44 for 286 yards, 1 touchdown, 2 interceptions.

Patriots — Ramsey, 8 of 16 for 136 yards, 1 touchdown; Grogan, 6 of 12 for 73 yards, 1 interception.

Receiving

Cowboys — Newsome, 6 for 49; Walker, 5 for 59; Renfro, 4 for 79; Barksdale, 3 for 40; Cosbie, 3 for 26, 1 touchdown; Dorsett, 2 for 19; Edwards, 1 for 11; Chandler, 1 for 3.

Patriots — Morgan, 5 for 56, 1 touchdown; Fryar, 2 for 59; Starring, 2 for 42; Dawson, 2 for 18; Tatupu, 1 for 23; Perryman, 1 for 7; Collins, 1 for 4.

Miami 20, Cowboys 14

At Dallas, Nov. 22, 1987

MIAMI	7	3	3	7	—	20
DALLAS	7	0	0	7	—	14

Cowboys — Newsome 8 pass from Pelluer (Ruzek kick)

Dolphins — Stradford 19 run (Revez kick)
Dolphins — FG Revez 26

Dolphins — FG Revez 33
Dolphins — Pruitt 2 pass from Marino (Revez kick)

Cowboys — Newsome 18 pass from Pelluer (Ruzek kick)

Attendance 56,519

	Dolphins	Cowboys
First Downs	21	16
Total Net Yards	440	319
Net Yards Rushing	182	185
Net Yards Passing	258	134
Passes	39-22	18-12
Passes Intercepted By	2	1
Punts-Average	4-46.7	5-41.6
Fumbles-Lost	0-0	1-1
Penalties-Yards	7-55	6-80

Rushing

Dolphins — Stradford, 17 for 169, 1 touchdown; Hampton, 4 for 9; Davenport, 2 for 5; Nathan, 1 for 3; Marino, 1 for 2.

Cowboys — Walker, 19 for 82; Pelluer, 11 for 79; Newsome, 4 for 24.

Passing

Dolphins — Marino, 22 of 39 for 265 yards, 1 touchdown, 1 interception.

Cowboys — Pelluer, 12 of 18 for 134 yards, 2 touchdowns, 2 interceptions.

Receiving

Dolphins — Stradford, 6 for 83; Clayton, 4 for 95; Davenport, 3 for 27; Nathan, 2 for 23; Hampton, 2 for 7; Jensen, 1 for 11; Johnson, 1 for 7; Hardy, 1 for 6; Duper, 1 for 4; Pruitt, 1 for 2, 1 touchdown.

Cowboys — Newsome, 7 for 53, 2 touchdowns; Walker, 4 for 74; Cosbie, 1 for 7.

Minnesota 44, Cowboys 38

At Dallas, Nov. 26, 1987

MINNESOTA	14	7	7	10	6	—	44
DALLAS	0	14	10	14	0	—	38

Vikings — Carter 11 pass from Kramer (C. Nelson kick)

Vikings — Kramer 1 run (C. Nelson kick)
Cowboys — D. White 1 run (Ruzek kick)

Cowboys — Walker 3 pass from D. White (Ruzek kick)

Vikings — Carter 37 pass from Kramer (C. Nelson kick)

Vikings — D. Nelson 52 run (C. Nelson kick)
Cowboys — FG Ruzek 38

Cowboys — Renfro 8 pass from D. White (Ruzek kick)

Vikings — FG C. Nelson 33
Vikings — Fenney 1 run (C. Nelson kick)

Cowboys — Renfro 14 pass from D. White (Ruzek kick)

Cowboys — Renfro 18 pass from D. White (Ruzek kick)

Vikings — D. Nelson 24 run
Attendance 54,229

	Vikings	Cowboys
First Downs	27	23
Total Net Yards	476	403
Net Yards Rushing	188	112
Net Yards Passing	288	291
Passes	36-18	41-25
Passes Intercepted By	3	2
Punts-Average	6-39.3	5-38.2
Fumbles-Lost	1-0	3-2
Penalties-Yards	5-53	8-64

Rushing

Vikings — D. Nelson, 16 for 118, 2 touchdowns; Anderson, 10 for 38; Fenney, 10 for 31, 1 touchdown; Kramer, 1 for 1, 1 touchdown; Rice, 3 for 0.
Cowboys — Walker, 21 for 76; Dorsett, 7 for 19; Newsome, 3 for 18; D. White, 3 for -1, 1 touchdown.

Passing

Vikings — Wilson, 9 of 18 for 189 yards, 1 interception; Kramer, 9 of 18 for 123 yards, 2 touchdowns, 1 interception.
Cowboys — D. White, 25 of 41 for 341 yards, 4 touchdowns, 3 interceptions.

Receiving

Vikings — Carter, 8 for 184, 2 touchdowns; D. Nelson, 5 for 43; Jordan, 3 for 41; Lewis, 2 for 44.
Cowboys — Renfro, 7 for 100, 3 touchdowns; Walker, 7 for 91, 1 touchdown; Newsome, 5 for 34; Barksdale, 3 for 60; Edwards, 2 for 26; Cosbie, 1 for 30.

Washington 24, Cowboys 20

At Washington, Dec. 13, 1987

DALLAS 3 0 10 7 — 20
WASHINGTON 7 10 7 0 — 24

Redskins — Rogers 1 run (Haji-Sheikh kick)
Cowboys — FG Ruzek 22
Redskins — FG Haji-Sheikh 31
Redskins — Clark 56 pass from Schroeder (Haji-Sheikh kick)
Redskins — Rogers 1 run (Haji-Sheikh kick)
Cowboys — FG Ruzek 37
Cowboys — Renfro 25 pass from D. White (Ruzek kick)
Cowboys — Barksdale 5 pass from D. White (Ruzek kick)

Attendance 55,882

	Cowboys	Redskins
First Downs	25	15
Total Net Yards	428	317
Net Yards Rushing	87	68
Net Yards Passing	341	249
Passes	49-27	26-13
Passes Intercepted By	1	1
Punts-Average	5-35.8	6-43.1
Fumbles-Lost	1-1	1-1
Penalties-Yards	7-75	6-35

Rushing

Cowboys — Walker, 14 for 44; Dorsett, 8 for 40; D. White, 1 for 2; Newsome, 2 for 1.
Redskins — Rogers, 27 for 64, 2 touchdowns; Bryant, 1 for 8; Schroeder, 3 for -4.

Passing

Cowboys — D. White, 27 of 49 for 359 yards, 2 touchdowns, 1 interception
Redskins — Schroeder, 13 of 26 for 250 yards, 1 touchdown, 1 interception.

Receiving

Cowboys — Renfro, 6 for 97, 1 touchdown; Cosbie, 5 for 79; Walker, 5 for 54; Martin, 2 for 55; Newsome, 2 for 20; Barksdale, 2 for 20, 1 touchdown; Edwards, 2 for 18; Dorsett, 2 for 9; Chandler, 1 for 7.
Redskins — Clark, 9 for 187, 1 touchdown; Sanders, 2 for 55; Warren, 1 for 6; Didier, 1 for 2.

Atlanta 21, Cowboys 10

At Dallas, Dec. 6, 1987

ATLANTA 14 0 7 0 — 21
DALLAS 3 7 0 0 — 10

Falcons — Dixon 28 pass from Campbell (Luckhurst kick)

Falcons — R. Moore 20 fumble return (Luckhurst kick)

Cowboys — FG Ruzek 44

Cowboys — Walker 1 run (Ruzek kick)

Falcons — Campbell 1 run (Luckhurst kick)

Attendance 40,103

	Falcons	Cowboys
First Downs	18	24
Total Net Yards	364	354
Net Yards Rushing	111	91
Net Yards Passing	253	263
Passes	30-17	43-26
Passes Intercepted By	1	2
Punts-Average	5-42.6	5-40.0
Fumbles-Lost	2-2	2-2
Penalties-Yards	5-68	3-42

Rushing

Falcons — Riggs, 30 for 119; Campbell, 1 for 1, 1 touchdown; Dixon, 1 for -9.

Cowboys — Walker, 15 for 35, 1 touchdown; Dorsett, 7 for 33; Newsome, 3 for 13; Pelluer, 1 for 11; Edwards, 1 for -1.

Passing

Falcons — Campbell, 17 of 30 for 253 yards, 1 touchdown, 2 interceptions.

Cowboys — Pelluer, 18 of 31 for 203 yards; D. White, 8 of 12 for 83 yards, 1 interception.

Receiving

Falcons — Dixon, 7 for 80, 1 touchdown; Matthews, 3 for 45; Settle, 2 for 62; C. Brown, 2 for 43; Emery, 2 for 18; Riggs, 1 for 5.

Cowboys — Edwards, 7 for 88; Walker, 7 for 62; Renfro, 6 for 68; Newsome, 4 for 35; Martin, 1 for 17; Barksdale, 1 for 16.

Cowboys 29, L.A. Rams 21

At Los Angeles, Dec. 21, 1987

DALLAS 10 6 10 3 — 29
L.A. RAMS 7 0 7 7 — 21

Cowboys — Walker 1 run (Ruzek kick)

Rams — White 8 run (Lansford kick)

Cowboys — FG Ruzek 24

Cowboys — FG Ruzek 42

Cowboys — FG Ruzek 44

Cowboys — FG Ruzek 47

Cowboys — Cosbie 27 pass from Pelluer (Ruzek kick)

Rams — Everett 1 run (Lansford kick)

Cowboys — FG Ruzek 37

Rams — House 15 pass from Dils (Lansford kick)

Attendance 60,700

	Cowboys	Rams
First Downs	20	19
Total Net Yards	365	311
Net Yards Rushing	194	74
Net Yards Passing	171	237
Passes	30-15	39-19
Passes Intercepted By	3	0
Punts-Average	6-34.0	5-41.4
Fumbles-Lost	1-0	2-1
Penalties-Yards	8-56	3-18

Rushing

Cowboys — Walker, 23 for 108, 1 touchdown; Dorsett, 12 for 52; Pelluer, 5 for 29; Newsome, 2 for 5.

Rams — White, 26 for 66, 1 touchdown; Everett, 3 for 8, 1 touchdown; Dils, 1 for 0.

Passing

Cowboys — Pelluer, 15 of 30 for 183 yards, 1 touchdown.

Rams — Everett, 12 of 24 for 189 yards, 2 interceptions; Dils, 7 of 15 for 73 yards, 1 touchdown, 1 interception.

Receiving

Cowboys — Walker, 6 for 54; Renfro, 3 for 33; Cosbie, 2 for 35, 1 touchdown; Martin, 2 for 31; Dorsett, 2 for 30.

Rams — Ellard, 5 for 75; Guman, 5 for 73; Ron Brown, 3 for 52; Johnson, 2 for 35; White, 2 for 3; House, 1 for 15, 1 touchdown; Tyrrell, 1 for 9.

Cowboys 21, St. Louis 16

At Dallas, Dec. 27, 1987

ST. LOUIS 3 7 0 6 — 16
DALLAS 0 14 0 7 — 21

Cardinals — FG Del Greco 32

Cowboys — Walker 11 run (Ruzek kick)

Cowboys — Walker 11 run (Ruzek kick)

Cardinals — J.T. Smith 2 pass from Lomax (Del Greco kick)

Cardinals — FG Del Greco 28

Cowboys — Pelluer 5 run (Ruzek kick)

Cardinals — FG Del Greco 37

Attendance 36,788

	Cardinals	Cowboys
First Downs	17	26
Total Net Yards	285	422
Net Yards Rushing	163	126
Net Yards Passing	122	296
Passes	22-10	55-28
Passes Intercepted By	1	0
Punts-Average	7-35.4	4-39.5
Fumbles-Lost	0-0	1-1
Penalties-Yards	9-55	7-65

Rushing

Cardinals — Mitchell, 22 for 91; Lomax, 2 for 14; McAdoo, 3 for 11; Wolfley, 3 for 10.

Cowboys — Walker, 25 for 137, 2 touchdowns; Pelluer, 7 for 22, 1 touchdown; Newsome, 2 for 4.

Passing

Cardinals — Lomax, 28 of 54 for 314 yards, 1 touchdown, 1 interception; Mitchell, 0 of 1.

Cowboys — Pelluer, 10 of 22 for 122 yards.

Receiving

Cardinals — J.T. Smith, 11 for 102, 1 touchdown; Green, 7 for 112; Novacek, 4 for 42; Wolfley, 3 for 14; Mitchell, 2 for 30; T. Johnson, 1 for 14.

Cowboys — Walker, 3 for 50; Edwards, 2 for 41; Renfro, 2 for 13; Chandler, 1 for 9; Newsome, 1 for 5; Cosbie, 1 for 4.



1987 TEAM STATISTICS

	DALLAS	OPP
FIRST DOWNS	293	294
Rushing	93	85
Passing	176	175
Penalty	24	34
Third Down-Made/Att	86/222	96/223
Third Down Efficiency	38.3	43.1
Fourth Down-Made/Att	3/9	6/14
TOTAL NET YARDS	5056	5061
Avg. Per Game	337.1	337.4
Total Plays	1017	1012
Avg. Per Play	5.0	5.0
NET YARDS RUSHING	1865	1617
Avg. Per Game	124.3	107.8
Total Rushes	465	459
Avg. Per Rush	4.0	3.5
NET YARDS PASSING	3191	3444
Avg. Per Game	212.7	229.6
Tackled/Yards Lost	52/403	51/337
Gross Yards	3594	3781
Attempts/Completions	500/288	502/269
Pct. of Completions	57.6	53.6
Had Intercepted	20	23
PUNTS/AVERAGE	84/39.6	75/40.6
Net Punting Average	33.7	34.0
PUNT RETS./AVG.	41/8.6	45/8.4
KICKOFF RETS./AVG.	64/20.2	65/19.7
INTCPTS./AVG. RET.	23/9.0	20/14.0
PENALTIES/YARDS	131/1091	100/851
FUMBLES/BALL LOST	30/20	29/20
TOUCHDOWNS	38	42
Rushing	17	19
Passing	19	21
Returns	2	2
EXTRA POINTS/ATT.	37/37	39/41
FIELD GOALS/ATT.	25/29	19/29
TOTAL POINTS	340	348
AVG. TIME OF POSSESSION	31:01	29:28



THE RECORDS

EVERSON WALLS

Cowboys All-Time Leaders

RUSHING

Player	Att.	Yds.	Avg.	Long	TD
1. Dorsett, Tony (1977-87)	2,755	12,036	4.4	99	72
2. Perkins, Don (1961-68)	1,500	6,217	4.1	59	42
3. Hill, Calvin (1969-74)	1,166	5,009	4.3	55	39
4. Newhouse, Robert (1972-83)	1,160	4,784	4.1	54	31
5. Garrison, Walt (1966-74)	899	3,886	4.3	41	30
6. Staubach, Roger (1969-79)	410	2,264	5.5	33	20
7. Springs, Ron (1979-84)	604	2,180	3.6	46	28
8. Marsh, Amos (1961-64)	427	2,065	4.8	71	14
9. Reeves, Dan (1965-72)	535	1,990	3.7	67	25
10. Walker, Herschel (1986-87)	360	1,628	4.5	84	19

PASSING (Min. 1500 attempts)

Player	Att.	Comp.	Pct.	Yds.	TD	Int.	Rating
1. Staubach, R. (1969-79) ..	2,958	1,685	57.0	22,700	153	109	83.5
2. White, Danny (1976-87) ..	2,908	1,732	59.6	21,685	154	129	82.0
3. Meredith, D. (1960-68) ..	2,308	1,170	50.7	17,199	135	111	74.7

RECEIVING

Player	No.	Yds.	Avg.	Long	TD
1. Pearson, Drew (1973-83)	489	7,822	16.0	67	48
2. Hill, Tony (1977-86)	479	7,988	16.7	75	51
3. Dorsett, Tony (1977-87)	382	3,432	9.0	91	13
4. Hayes, Bob (1965-74)	365	7,295	20.0	95	71
5. Cosbie, Doug (1979-87)	288	3,616	12.6	61	30
6. Clarke, Frank (1960-67)	281	5,214	18.6	80	50
7. DuPree, Billy Joe (1973-83)	267	3,565	13.4	42	41
8. Springs, Ron (1979-84)	222	2,029	9.1	80	50
9. Pearson, Preston (1975-80)	189	2,274	12.0	49	11
10. Rentzel, Lance (1967-70)	183	3,521	19.2	86	31

PUNTING (Min. 125)

Player	No.	Avg.	Long	Blk.
1. Baker, Sam (1962-63)	128	45.1	72	0
2. Widby, Ron (1968-71)	247	41.8	84	2
3. Saxon, Mike (1985-87)	235	40.8	63	2
4. Villanueva, Danny (1965-67)	192	40.3	58	1
5. White, Danny (1976-84)	611	40.1	73	4

INTERCEPTIONS

Player	No.	Yds.	Avg.	Long	TD
1. Renfro, Mel (1964-77)	52	626	12.0	90	3
2. Walls, Everson (1981-87)	42	391	9.3	37	0
3. Waters, Charlie (1970-78, 1980-81) ..	41	584	14.2	56	2
4. Thurman, Dennis (1978-85)	36	562	15.6	96	4
5. Green, Cornell (1962-74)	34	552	16.2	59	2
6. Jordan, Lee Roy (1963-70)	32	472	14.8	49	3
6. Downs, Michael (1981-87)	32	430	13.4	31	1
8. Harris, Cliff (1970-79)	29	281	9.7	60	1
9. Howley, Chuck (1961-73)	24	395	16.5	58	2
10. Bishop, Don (1960-65)	22	364	16.5	57	0

PUNT RETURNS (Min. 75 Returns)

Player	No.	Yds.	Avg.	Long	TD
1. Hayes, Bob (1965-74)	104	1,158	11.1	90	3
2. Johnson, Butch (1976-83)	146	1,313	9.0	55	0
3. Jones, James (1980-85)	87	736	8.5	52	0
4. Renfro, Mel (1964-77)	109	842	7.7	69	1

KICKOFF RETURNS (Min. 70 Returns)

Player	No.	Yds.	Avg.	Long	TD
1. Renfro, Mel (1964-77)	85	2,246	26.4	100	2
2. Johnson, Butch (1976-83)	79	1,832	23.2	74	0
3. Jones, James (1980-82, 1984-85)	70	1,444	20.6	41	0
4. Fellows, Ron (1981-86)	73	1,478	20.3	53	0
5. Lavette, Robert (1985-87)	74	1,453	19.6	37	0

SCORING

Player	TD	PAT	FG	Total
1. Septien, Rafael (1978-86)	—	388	162	874
2. Dorsett, Tony (1977-87)	86	—	—	516
3. Hayes, Bob (1965-74)	76	—	—	456
4. Clark, Mike (1968-71, 1973)	—	180	69	387
5. Fritsch, Toni (1971-73, 1975)	—	119	66	317
6. Hill, Tony (1977-86)	51	—	—	306
6. Clarke, Frank (1960-67)	51	—	—	306
8. Pearson, Drew (1973-83)	50	—	—	300
9. Perkins, Don (1961-68)	45	—	—	270
10. Hill, Calvin (1969-74)	45	—	—	270

FIELD GOALS (Min. 40 Made)

Player	Att.	Made	Pct.	Long
1. Septien, Rafael (1978-86)	226	162	.717	53
2. Herrera, Efen (1974, 1976-77)	65	44	.677	52
3. Fritsch, Toni (1971-73, 75)	107	66	.617	54
4. Clark, Mike (1968-71, 1973)	119	69	.580	50
5. Villanueva, Danny (1965-67)	81	42	.519	41

ALL-TIME COMBINED YARDAGE

Player	Total	Rush	Rec.	Int. Ret.	Punt Ret.	Kick Ret.	Fum. Ret.
1. Dorsett, Tony (1977-87)	15,501	12,036	3,432	0	0	0	33
2. Hayes, Bob (1965-74)	9,104	70	7,295	0	1,158	581	0
3. Hill, Tony (1977-86)	8,436	84	7,988	0	268	96	0
4. Pearson, Drew (1973-83)	8,180	190	7,822	0	13	155	0
5. Perkins, Don (1961-68)	8,005	6,217	1,310	0	8	443	0

ALL-TIME RUSHING-RECEIVING

Player	Rushing	Receiving	Total
1. Dorsett, Tony (1977-87)	12,036	3,432	15,468
2. Hill, Tony (1977-86)	84	7,988	8,072
3. Pearson, Drew (1973-83)	190	7,822	8,012
4. Perkins, Don (1961-68)	6,217	1,310	7,527
5. Hayes, Bob (1965-74)	70	7,295	7,365

Cowboys Leaders By Years

Year	Player	RUSHING					TD	NFL/ NFC Rank
		Att.	Yds.	Avg.	Long	TD		
1960	Dupre, L. G.	104	362	3.5	18	3	20	
1961	*Perkins, Don	200	815	4.1	47	4	6	
1962	Perkins, Don	222	945	4.3	35	7	5	
1963	Perkins, Don	149	614	4.1	19t	7	10	
1964	Perkins, Don	174	768	4.4	59	6	5	
1965	Perkins, Don	177	690	3.9	43	0	7	
1966	Reeves, Dan	175	757	4.3	67t	8	6	
1967	Perkins, Don	201	823	4.1	30	6	6	
1968	Perkins, Don	191	836	4.4	28t	4	6	
1969	*Hill, Calvin	204	942	4.6	55	8	2	
1970	*Thomas, Duane	151	803	5.3	47t	5	8/5	
1971	Thomas, Duane	175	793	4.5	56t	11	11/7	
1972	Hill, Calvin	245	1,036	4.2	26	6	7/3	
1973	Hill, Calvin	273	1,142	4.2	21	6	3/2	
1974	Hill, Calvin	185	844	4.6	27	7	8/3	
1975	Newhouse, Robert	209	930	4.4	29	2	9/4	
1976	Dennison, Doug	153	542	3.5	14	6	35/18	
1977	*Dorsett, Tony	208	1,007	4.8	84t	12	9/4	
1978	Dorsett, Tony	290	1,325	4.6	63t	7	3/2	
1979	Dorsett, Tony	250	1,107	4.4	41	6	11/8	
1980	Dorsett, Tony	278	1,185	4.3	56	11	6/6	
1981	Dorsett, Tony	342	1,646	4.8	75t	4	2/2	
1982	Dorsett, Tony	177	745	4.2	99t	5	2/1	
1983	Dorsett, Tony	289	1,321	4.6	77	8	6/5	
1984	Dorsett, Tony	302	1,189	3.9	31t	6	7/7	
1985	Dorsett, Tony	305	1,307	4.3	60t	7	6/4	
1986	Dorsett, Tony	184	748	4.1	33	5	19/11	
1987	Walker, Herschel	209	891	4.3	60t	7	6/3	

Year	Player	PASSING					Int.	Rating	NFL/ NFC Rank
		Att.	Comp.	Pct.	Yds.	TD			
1960	LeBaron, E.	225	111	49.3	1,736	12	25	53.4	8
1961	LeBaron, E.	236	120	50.8	1,741	14	16	66.5	9
1962	LeBaron, E.	166	95	57.2	1,436	16	9	95.3	3
1963	Meredith, D.	310	167	53.9	2,381	17	18	73.2	10
1964	Meredith, D.	323	158	48.9	2,143	9	16	67.3	15
1965	Meredith, D.	305	141	46.2	2,415	22	13	79.7	8
1966	Meredith, D.	344	177	51.5	2,805	24	12	87.7	4
1967	Meredith, D.	255	128	50.2	1,834	16	16	68.6	8
1968	Meredith, D.	309	171	55.3	2,500	21	12	88.3	2
1969	Morton, C.	302	162	53.6	2,619	21	15	85.4	5
1970	Morton, C.	207	102	49.3	1,819	15	7	89.7	5/4
1971	Staubach, R.	211	126	59.7	1,882	15	4	104.8	1/1
1972	Morton, C.	339	185	54.6	2,396	15	21	65.9	15/7
1973	Staubach, R.	286	179	62.6	2,428	23	15	94.6	1/1
1974	Staubach, R.	360	190	52.8	2,552	11	15	68.5	14/7
1975	Staubach, R.	348	198	56.9	2,666	17	16	78.6	8/2
1976	Staubach, R.	369	208	56.4	2,715	14	11	79.9	8/5
1977	Staubach, R.	361	210	58.2	2,620	18	9	87.1	2/1
1978	Staubach, R.	413	231	55.9	3,190	25	16	84.9	1/1
1979	Staubach, R.	461	267	57.9	3,586	27	11	92.4	1/1
1980	White, D.	436	260	59.6	3,287	28	25	80.8	9/7
1981	White, D.	391	223	57.0	3,098	22	13	87.5	5/2
1982	White, D.	247	156	63.2	2,079	16	12	91.1	4/2
1983	White, D.	533	334	62.7	3,980	29	23	85.6	9/6

*Rookie

Leaders By Years (Cont.)

Year	Player	Att.	PASSING (Cont.)			TD	Int.	Rating	NFL/ NFC Rank
			Comp.	Pct.	Yds.				
1984	White, D.	233	126	54.1	1,580	11	11	71.5	22/11
1985	White, D.	450	267	59.3	3,157	21	17	80.6	9/4
1986	Pelluer, S.	378	215	56.9	2,727	8	17	67.9	20/9
1987	White, D.	362	215	59.4	2,617	12	17	73.2	19/9

Year	Player	No.	Yds.	Avg.	Long	TD	NFL/ NFC Rank
1960	Doran, Jim	31	554	17.9	75t	3	21
1961	Howton, Billy	56	785	14.0	53	4	6
1962	Howton, Billy	49	706	14.4	69t	6	15
1963	Clarke, Frank	43	833	19.4	75t	10	3
1964	Clarke, Frank	65	973	15.0	49	5	3
1965	*Hayes, Bob	46	1,003	21.8	82t	12	13
1966	Hayes, Bob	64	1,232	19.3	95t	13	4
1967	Rentzel, Lance	58	996	17.2	74t	8	6
1968	Rentzel, Lance	54	1,009	18.7	65t	6	3
1969	Rentzel, Lance	43	960	22.3	75t	12	20
1970	Hayes, Bob	34	889	26.1	89t	10	45/26
1971	Garrison, Walt	40	396	9.9	36	1	23/10
1972	Hill, Calvin	43	364	8.5	33t	3	18/9
1973	Hill, Calvin	32	290	9.1	29	0	36/21
1974	Pearson, Drew	62	1,087	17.9	50t	2	3/2
1975	Pearson, Drew	46	822	17.9	46t	8	16/9
1976	Pearson, Drew	58	806	13.9	54	6	4/1
1977	Pearson, Drew	48	870	18.1	67	2	9/3
1978	Pearson, Drew	47	526	11.2	34	0	26/15
1979	Hill, Tony	60	1,062	17.7	75t	10	12/6
1980	Hill, Tony	60	1,055	17.6	58t	8	16/9
1981	Hill, Tony	46	953	20.7	63t	4	47/26
	Springs, Ron	46	359	7.8	32t	2	
1983	Springs, Ron	73	589	8.1	80t	1	9/4
1984	Cosbie, Doug	60	789	13.2	36	4	28/12
1985	Hill, Tony	74	1,113	15.0	53t	7	9/3
1986	Walker, Herschel	76	837	11.0	84t	2	9/4
1987	Walker, Herschel	60	715	11.9	44	1	5/4

Year	Player	No.	Avg.	Long	Had		NFL/ NFC Rank
					Blocked		
1960	Sherer, Dave	57	42.5	67	1		7
1961	*Green, Allen	61	36.7	53	1		14
1962	Baker, Sam	57	45.4	72	0		3
1963	Baker, Sam	71	44.2	64	0		7
1964	*Lothridge, Billy	62	40.3	75	1		15
1965	Villanueva, Danny	60	41.8	58	0		10
1966	Villanueva, Danny	65	39.2	58	1		13
1967	Villanueva, Danny	67	40.4	57	0		9
1968	Widby, Ron	59	40.9	84	0		5
1969	Widby, Ron	63	43.3	62	0		2
1970	Widby, Ron	69	41.3	59	1		10/2
1971	Widby, Ron	56	41.6	59	1		8/3
1972	*Bateman, Marv	51	38.2	61	0		24/13
1973	Bateman, Marv	55	41.6	62	2		11/7
1974	*Carrell, Duane	40	39.8	59	0		11/5
1975	*Hoopes, Mitch	68	39.4	55	1		16/9
1976	*White, Danny	70	38.4	54	2		20/9
1977	White, Danny	80	39.6	57	1		12/8
1978	White, Danny	76	40.5	56	1		8/5
1979	White, Danny	76	41.7	73	0		4/2
	*Rookie						

Leaders By Years (Cont.)

Year	Player	PUNTING (Cont.)				Had Blocked	NFL/ NFC Rank
		No.	Avg.	Long			
1980	White, Danny	71	40.9	58	0	10/5	
1981	White, Danny	81	40.8	60	0	14/8	
1982	White, Danny	37	41.7	56	0	8/5	
1983	White, Danny	38	40.6	50	1	DNO	
1984	White, Danny	82	38.4	54	0	28/14	
1985	*Saxon, Mike	81	41.9	57	1	13/8	
1986	Saxon, Mike	86	40.7	58	1	15/9	
1987	Saxon, Mike	68	39.5	63	0	20/10	

Year	Player	SCORING				NFL/ NFC Rank
		TD	PAT	FG	Tot.	
1960	Cone, Fred	0	21	6	39	27
1961	Clarke, Frank	9	0	0	54	22
1962	Baker, Sam	0	50	14	92	6
1963	Baker, Sam	0	38	9	65	14
1964	*VanRaaphorst, Dick	0	28	14	70	13
1965	Villanueva, Danny	0	37	16	85	10
1966	Villanueva, Danny	0	56	17	107	2
1967	Hayes, Bob	11	0	0	66	16
	Reeves, Dan	11	0	0	66	
1968	Clark, Mike	0	54	17	105	2
1969	Clark, Mike	0	43	20	103	2
1970	Clark, Mike	0	35	18	89	12/8
1971	Clark, Mike	0	47	13	86	13/7
1972	Fritsch, Toni	0	36	21	99	7/3
1973	Fritsch, Toni	0	43	18	97	11/7
1974	*Herrera, Efren	0	33	8	57	26/9
1975	Fritsch, Toni	0	38	22	104	3/2
1976	Herrera, Efren	0	34	18	88	6/4
1977	Herrera, Efren	0	39	18	93	3/2
1978	Septien, Rafael	0	46	16	94	5/2
1979	Septien, Rafael	0	40	19	97	8/3
1980	Septien, Rafael	0	59	11	92	13/6
1981	Septien, Rafael	0	40	27	122	1/1
1982	Septien, Rafael	0	28	10	58	11/5
1983	Septien, Rafael	0	57	22	123	5/5
1984	Septien, Rafael	0	33	23	102	13/6
1985	Septien, Rafael	0	42	19	99	17/8
1986	Septien, Rafael	0	43	15	88	20/9
1987	Ruzek, Roger	0	26	22	92	5/3

Year	Player	FIELD GOALS				NFL/ NFC Rank
		Att.	Made	Pct.	Long	
1960	Cone, Fred	13	6	.462	45	12
1961	Bielski, Dick	9	6	.667	42	13
1962	Baker, Sam	27	14	.519	53	3
1963	Baker, Sam	20	9	.450	53	12
1964	*VanRaaphorst, Dick	29	14	.483	43	8
1965	Villanueva, Danny	27	16	.593	41	7
1966	Villanueva, Danny	31	17	.548	37	8
1967	Villanueva, Danny	23	9	.391	34	14
1968	Clark, Mike	29	17	.586	50	7
1969	Clark, Mike	36	20	.555	47	5
1970	Clark, Mike	27	18	.667	43	7/4
1971	Clark, Mike	25	13	.520	48	19/9
1972	Fritsch, Toni	36	21	.583	54	18/8
1973	Fritsch, Toni	28	18	.643	37	12/4

*Rookie

Leaders By Years (Cont.)

Year	Player	FIELD GOALS (Cont.)				NFL/ NFC Rank
		Att.	Made	Pct.	Long	
1974	*Herrera, Efrén	13	8	.615	39	11/5
1975	Fritsch, Toni	35	22	.629	43	14/8
1976	Herrera, Efrén	23	18	.783	46	1/1
1977	Herrera, Efrén	29	18	.621	52	12/1
1978	Septien, Rafael	26	16	.615	48	17/9
1979	Septien, Rafael	29	19	.655	51	9/4
1980	Septien, Rafael	17	11	.647	52	13/7
1981	Septien, Rafael	35	27	.771	47	4/3
1982	Septien, Rafael	14	10	.714	53	13/6
1983	Septien, Rafael	27	22	.815	47	7/3
1984	Septien, Rafael	29	23	.793	52	4/3
1985	Septien, Rafael	28	19	.679	53	18/9
1986	Septien, Rafael	21	15	.714	50	11/5
1987	Ruzek, Roger	25	22	.880	49	2/1

Year	Player	No.	Yds.	Avg.	Long	TD	NFL/ NFC Rank
1960	Franckhauser, Tom	26	526	20.2	46	0	19
1961	*Marsh, Amos	26	667	25.7	79	0	13
1962	Marsh, Amos	29	725	25.0	101t	1	10
1963	*Stiger, Jim	18	432	24.0	66	0	12
1964	*Renfro, Mel	40	1,017	25.4	65	0	7
1965	Renfro, Mel	21	630	30.0	100t	1	4
1966	Renfro, Mel	19	487	25.6	87t	1	9
1967	Garrison, Walt	20	366	18.3	36	0	23
1968	Baynham, Craig	23	590	25.7	40	0	7
1969	*Flowers, Richmond	11	283	25.7	30	0	29
1970	*Thomas, Duane	19	416	21.9	33	0	23/10
1971	Harris, Cliff	29	823	28.4	77	0	4/4
1972	Harris, Cliff	26	615	23.7	44	0	23/11
1973	**Montgomery, Mike	6	175	29.2	63	0	DNQ
1974	*Morgan, Dennis	35	823	23.5	43	0	21/11
1975	Pearson, Preston	16	391	24.4	42	0	13/7
1976	*Johnson, Butch	28	693	24.8	74	0	11/5
1977	Johnson, Butch	22	536	24.4	64	0	9/5
1978	Johnson, Butch	29	603	20.8	56	0	27/12
1979	*Springs, Ron	38	780	20.5	70	0	25/12
1980	*Jones, James	32	720	22.5	41	0	11/6
1981	Jones, James	27	517	19.1	33	0	36/17
1982	Fellows, Ron	16	359	22.4	35	0	16/9
1983	Fellows, Ron	43	855	19.9	53	0	26/12
1984	Allen, Gary	33	666	20.2	34	0	24/11
1985	*Lavette, Robert	34	682	20.1	34	0	27/13
1986	Lavette, Robert	36	699	19.4	37	0	27/12
1987	Clack, Darryl	29	635	21.9	48	0	9/7

Year	Player	No.	Yds.	Avg.	Long	TD	NFL/ NFC Rank
1960	Butler, Bill	13	131	10.1	46	0	2
1961	*Marsh, Amos	14	71	5.1	19	0	14
1962	Lockett, J. W.	8	45	5.6	17	0	14
1963	*Stiger, Jim	14	141	10.1	45	0	6
1964	*Renfro, Mel	32	418	13.1	69t	1	3
1965	Renfro, Mel	24	145	6.0	35	0	9
1966	Hayes, Bob	17	106	6.2	18	0	7
1967	Hayes, Bob	24	276	11.5	69t	1	2

*Rookie

**Did Not Qualify (Minimum 14 returns required).

Leaders By Years (Cont.)

Year	Player	PUNT RETURNS (Cont.)					NFL/ NFC Rank
		No.	Yds.	Avg.	Long	TD	
1968	Hayes, Bob	15	312	20.8	90t	2	1
1969	Hayes, Bob	18	179	9.9	50	0	3
1970	Hayes, Bob	15	116	7.7	34	0	20/7
1971	Harris, Cliff	17	129	7.6	35	0	11/4
1972	Harris, Cliff	19	78	4.1	21	0	21/11
1973	*Richards, Golden	21	139	6.6	46	0	23/10
1974	*Morgan, Dennis	19	287	15.1	98t	1	3/2
1975	Richards, Golden	28	288	10.3	43t	1	12/5
1976	*Johnson, Butch	45	489	10.9	55	0	8/4
1977	Johnson, Butch	50	423	8.5	38	0	20/7
1978	Johnson, Butch	51	401	7.9	23	0	18/9
1979	*Wilson, Steve	35	236	6.8	13	0	20/7
1980	*Jones, James	54	548	10.1	52	0	5/4
1981	Jones, James	33	188	5.7	17	0	28/14
1982	Fellows, Ron	25	189	7.6	17	0	18/8
1983	Hill, Rod	30	232	7.7	37	0	20/10
1984	Allen, Gary	54	446	8.3	18	0	16/8
1985	Bates, Bill	22	152	6.9	21	0	20/8
1986	Banks, Gordon	27	160	5.9	20	0	22/11
1987	*Martin, Kelvin	22	216	9.8	38	0	12/7

Year	Player	INTERCEPTIONS					NFL/ NFC Rank
		No.	Yds.	Avg.	Long	TD	
1960	Bishop, Don	3	13	4.3	13	0	25
	Franckhauser, Tom	3	11	3.7	9	0	25
1961	Bishop, Don	8	172	21.5	57	0	2
1962	Bishop, Don	6	134	22.3	44	0	9
1963	Green, Cornell	7	211	30.1	55	0	6
1964	*Renfro, Mel	7	110	15.7	39t	1	4
1966	Green, Cornell	4	88	22.0	41t	1	21
	Livingston, Warren	3	5	1.7	5	0	27
	*Logan, Obert	3	5	1.7	3	0	27
1966	Green, Cornell	4	88	22.0	41	1	21
1967	Green, Cornell	7	52	7.4	28	0	7
	Renfro, Mel	7	38	5.4	30	0	9
1968	Howley, Chuck	6	115	19.2	58	1	11
1969	Renfro, Mel	10	118	11.8	41	0	1
1970	*Waters, Charlie	5	45	9.0	20	0	16/9
1971	Adderley, Herb	6	182	30.3	46	0	9/4
1972	Waters, Charlie	6	132	22.0	56	1	7/3
1973	Jordan, Lee Roy	6	78	13.0	31t	1	4/2
1974	Harris, Cliff	3	8	2.7	8	0	42/20
1975	Jordan, Lee Roy	6	80	13.3	38	0	7/4
1976	Washington, Mark	4	49	12.3	22	0	24/11
1977	Harris, Cliff	5	7	1.4	7	0	16/7
1978	Barnes, Benny	5	72	14.4	38	0	25/14
1979	Hughes, Randy	2	91	45.5	68	0	93/45
	Harris, Cliff	2	35	17.5	20	0	
	Barnes, Benny	2	20	10.0	11	0	
	Lewis, D. D.	2	8	4.0	5	0	
	Kyle, Aaron	2	0	0.0	0	0	
1980	Thurman, Dennis	5	114	22.8	78t	1	24/10
	Waters, Charlie	5	78	15.6	29	0	
1981	*Walls, Everson	11	133	12.1	33	0	1/1
1982	Walls, Everson	7	61	8.7	37	0	1/1
1983	Thurman, Dennis	6	49	8.2	34	0	15/8
1984	Downs, Michael	7	126	18.0	27t	1	4/2
1985	Walls, Everson	9	31	3.4	19	0	1/1
1986	Downs, Michael	6	54	9.0	31	0	11/7
1987	Walls, Everson	5	38	7.6	30	0	7/4

*Rookies

Cowboys Individual Records

1960: 12 games; 1961-77: 14 games; 1978-87: 16 games. NOTE: The 1982 regular season was reduced from 16 games to 9 because of a players' strike. The 1987 regular season was reduced from 16 games to 15 because of a players' strike.

SCORING

TOTAL POINTS

Career

874 Rafael Septien (1978-86), 388 PATs,
162 FGs
516 Tony Dorsett (1977-87), 86 TDs

Season

123 Rafael Septien (1983), 57 PATs,
22 FGs
121 Rafael Septien (1981), 40 PATs,
27 FGs
107 Danny Villanueva (1966), 56 PATs,
17 FGs
105 Mike Clark (1968), 54 PATs, 17 FGs

Game

24 Dan Reeves (11/5/67 vs. Atl.), 4 TDs
24 Bob Hayes (12/20/70 vs. Hous.), 4 TDs
24 Calvin Hill (9/19/71 @ Buf.), 4 TDs
24 Duane Thomas (12/18/71 vs. St. Louis), 4 TDs

Opponent/Game

24 Dick James, @ Wash., (12/17/61)
24 Harold Jackson, @ Rams (10/14/73)

TOUCHDOWNS

Career

86 Tony Dorsett (1977-87)
76 Bob Hayes (1965-74)
51 Frank Clarke (1960-67)
51 Tony Hill (1977-86)

Season

16 Dan Reeves (1966), 8 run, 8 pass
14 Frank Clarke (1962), 14 pass

Game

4 Dan Reeves (11/5/67 vs. Alt.), 2 run,
2 pass
4 Bob Hayes (12/20/70 vs. Hous.),
4 pass
4 Calvin Hill (9/19/71 @ Buf.), 4 run
4 Duane Thomas (12/18/71 vs. St. Louis), 3 run, 1 pass

Opponent/Game

4 Dick James, @ Wash. (12/17/61)
4 Harold Jackson, @ Rams (10/14/73)

FIELD GOALS MADE

Career

162 Rafael Septien (1978-86) 226 att.
69 Mike Clark (1968-71, 1973), 119 att.
66 Toni Fritsch (1971-73, 1975), 107 att.

Season

27 Rafael Septien (1981), 35 att.
23 Rafael Septien (1984), 29 att.
22 Rafael Septien (1983), 27 att.
22 Toni Fritsch (1975), 35 att.
22 Roger Ruzek (1987), 25 att.

Game

5 Roger Ruzek (12/21/87 @ L.A. Rams)

Longest Field Goal

54 Toni Fritsch (9/24/72 @ Giants)

Opponent/Game

4 Bob Khayat, @ Wash. (10/9/60)
4 Tommy Davis, S. Fran. (11/20/60)
4 Sam Baker, @ Phil. (12/5/65)
4 Fred Cox, @ Minn. (10/18/70)
4 Chris Bahr, Raiders (10/23/83)
4 Jim Bakken, St. Louis (12/18/71)
4 Ali Haji Sheikh, Giants (11/4/84)

Opponent/Longest Field Goal

59 Tony Franklin, Phil. (11/12/79)

FIELD GOALS ATTEMPTED

Career

226 Rafael Septien (1978-86), 162 FG
119 Mike Clark (1968-71, 1973), 69 FG
107 Toni Fritsch (1971-73, 1975), 66 FG

Season

36 Toni Fritsch (1972), 21 FG
36 Mike Clark (1969), 20 FG

Game

7 Mike Clark (11/24/68 @ Chi.), 2 FG
6 Toni Fritsch (9/21/75 vs. Rams), 4 FG

Opponent/Game

7 Sam Baker, @ Phil. (12/5/65), 4 FG

EXTRA POINTS MADE

Career

388 Rafael Septien (1978-86)
180 Mike Clark (1968-71, 1973)

Season

59 Rafael Septien (1980)
57 Rafael Septien (1983)

Game

8 Rafael Septien (10/12/80 vs. S. Fran.)
Att. 8
8 Mike Clark (9/15/68 vs. Det.) Att. 8
8 Danny Villanueva (10/9/66 vs. Phil.)
Att. 8

Opponent/Game

7 Gerry Perry, @ St. Louis (12/9/62)
Att. 7

RUSHING

TOTAL YARDS

Career

12,036 Tony Dorsett (1977-87)
6,217 Don Perkins (1961-68)
5,009 Calvin Hill (1969-74)
4,784 Robert Newhouse (1972-83)

Season

1,646 Tony Dorsett (1981), 4.8 per car.
1,325 Tony Dorsett (1979), 4.6 per car.
1,321 Tony Dorsett (1983), 4.6 per car.
1,307 Tony Dorsett (1985), 4.3 per car.
1,189 Tony Dorsett (1984), 3.9 per car.
1,185 Tony Dorsett (1980), 4.3 per car.
1,142 Calvin Hill (1973), 4.2 per car.
1,107 Tony Dorsett (1979), 4.4 per car.

Game

206 Tony Dorsett (12/4/77 vs. Phil.)
on 23 car.
183 Tony Dorsett (11/9/80 @ Giants)
on 24 car.

Cowboys Individual Records (Cont.)

- 175 Tony Dorsett (12/6/81 @ Balt.)
on 30 car.
173 Herschel Walker (11/15/87 @ New
England) on 28 car.
162 Tony Dorsett (9/21/81 @ New Eng.)
on 19 car.

Opponent/Game

- 232 Jim Brown, Cleve. (9/22/63)
206 Greg Bell, @ Buf. (11/18/84)
195 Earl Campbell, Hous. (11/22/79)

ATTEMPTS

Career

- 2,755 Tony Dorsett (1977-87)
1,500 Don Perkins (1961-68)
1,166 Calvin Hill (1969-74)
1,160 Robert Newhouse (1972-83)

Season

- 342 Tony Dorsett (1981)
305 Tony Dorsett (1985)
302 Tony Dorsett (1984)
290 Tony Dorsett (1978)

Game

- 32 Calvin Hill (11/10/74 vs. S. Fran.)
31 Calvin Hill (9/16/73 @ Chi.)

Opponent/Game

- 32 John Riggins, Wash. (10/14/84),
165 yards

TOUCHDOWNS RUSHING

Career

- 72 Tony Dorsett (1977-87)
42 Don Perkins (1961-68)
39 Calvin Hill (1969-74)
31 Robert Newhouse (1972-83)

Season

- 12 Tony Dorsett (1977)
12 Herschel Walker (1986)

Game

- 4 Calvin Hill (9/19/71 @ Buf.)

Opponent/Game

- 3 Jim Taylor, @ Green Bay (11/13/60)
3 Dick James, Washington (12/17/61)

RUSHING AVERAGE

Career (700 att.)

- 4.4 Tony Dorsett (1977-87), 2,755 att.
4.3 Walt Garrison (1966-74), 899 att.
4.3 Calvin Hill (1969-74), 1,166 att.

Season (Qualifiers)

- 5.6 Amos Marsh (1962), 144-802
5.3 Duane Thomas (1970), 151-803
4.9 Herschel Walker (1986), 151-737

Game (10 att.)

- 12.1 Walt Garrison (12/9/72 vs. Wash.),
10-121
10.9 Amos Marsh (11/4/62 @ Wash.),
10-109
10.8 Dan Reeves (12/11/66 vs. Wash.),
10-108

Longest Runs

- 99 Tony Dorsett (1/3/83 @ Minn.) TD
84 Herschel Walker (12/14/86 vs.
Phil.) TD
84 Tony Dorsett (12/4/77 vs. Phil.) TD
77 Tony Dorsett (10/9/77 @ St. Louis) TD
77 Tony Dorsett (9/5/83 @ Wash.)

Opponent/Longest Run

- 85 Greg Bell, @ Buf. (11/18/84) TD

PASSING

TOTAL YARDS

Career

- 22,700 Roger Staubach (1969-79)
21,685 Danny White (1976-87)
17,199 Don Meredith (1960-68)

Season

- 3,980 Danny White (1983)
3,586 Roger Staubach (1979)
3,287 Danny White (1980)
3,190 Roger Staubach (1978)
3,157 Danny White (1985)

Game

- 460 Don Meredith (11/10/63) @ S. Fran.,
30 of 48
406 Don Meredith (11/13/66 @ Wash.),
21 of 29
394 Don Meredith (11/6/66 @ Phil.),
14 of 24
389 Gary Hogeboom (12/22/85 @
S. Fran.), 28 of 49

Opponent/Game

- 466 Bill Wade, Chi. (11/18/62), 28 of 46
432 Phil Simms, @ Giants (10/6/85),
18 of 36
411 Sonny Jurgensen, @ Wash. (11/28/
65), 26 of 46

PASS ATTEMPTS

Career

- 2,958 Roger Staubach (1969-79)
2,908 Danny White (1976-87)

Season

- 533 Danny White (1983), 334 com.
461 Roger Staubach (1979), 267 com.
450 Danny White (1985), 267 com.
436 Danny White (1980), 260 com.

Game

- 49 Roger Staubach (10/26/75 @ Phil.),
27 com.
49 Gary Hogeboom (12/22/85 @
S. Fran.), 28 com.
49 Danny White (12/13/87 @ Wash.),
27 com.

Opponent/Game

- 54 Neil Lomax, St. Louis (12/27/87)
52 Neil Lomax, @ St. Louis (11/11/84)

PASS COMPLETIONS

Career

- 1,732 Danny White (1976-87)
1,685 Roger Staubach (1969-79)

Season

- 334 Danny White (1983), 533 att.
267 Roger Staubach (1979), 461 att.
267 Danny White (1985), 450 att.
260 Danny White (1980), 436 att.
231 Roger Staubach (1978), 413 att.

Game

- 33 Gary Hogeboom (9/3/84 @ Rams),
47 att.
31 Danny White (11/13/83 @ S. Diego),
47 att.
31 Danny White (10/6/85 @ Giants),
46 att.
30 Don Meredith (11/10/63 @ S. Fran.),
48 att.

Cowboys Individual Records (Cont.)

Opponent/Game

- 28 Bill Wade, Chicago (11/18/62), 46 att.
- 28 Kent Nix, @ Pitts. (10/22/67), 45 att.
- 28 Joe Theismann, @ Wash. (9/5/83), 38 att.
- 28 Neil Lomax, St. Louis (11/28/85), 43 att.
- 28 Neil Lomax, St. Louis (12/27/87), 54 att.

TOUCHDOWN PASSES

Career

- 154 Danny White (1976-87)
- 153 Roger Staubach (1969-79)

Season

- 29 Danny White (1983) of 334 com.
- 28 Danny White (1980) of 260 com.
- 27 Roger Staubach (1979) of 267 com.
- 25 Roger Staubach (1978) of 231 com.

Game

- 5 Eddie LeBaron (10/21/62 @ Pitt.)
- 5 Don Meredith (9/18/66 vs. Giants.)
- 5 Don Meredith (10/9/66 vs. Phil.)
- 5 Don Meredith (9/29/68 @ Phil.)
- 5 Craig Morton (10/19/69 vs. Phil.)
- 5 Craig Morton (12/20/70 vs. Hous.)
- 5 Danny White (10/20/83 @ Giants.)

Opponent/Game

- 6 Y.A. Tittle, @ Giants (12/16/62)

PASSES HAD INTERCEPTED

Career

- 129 Danny White (1976-87)
- 111 Don Meredith (1960-68)

Season

- 25 Eddie LeBaron (1960), 225 att.
- 25 Danny White (1980), 436 att.
- 23 Danny White (1983), 533 att.
- 21 Craig Morton (1972), 339 att.

Game

- 5 Eddie LeBaron (9/30/60 vs. Phil.), 29 att.
- 5 Eddie LeBaron (11/5/61 vs. St. Louis), 33 att.
- 5 Danny White (11/9/80 @ Giants), 23 att.
- 5 Steve Pelluer (11/9/86 vs. L.A. Raiders), 30 att.

Opponent/Game

- 6 Pete Liske, @ Phil. (9/26/71), 29 att.

LOWEST INTERCEPTION RATE

Season (Qualifiers)

- 1.9 Roger Staubach (1971), 4 of 211
- 2.4 Roger Staubach (1979), 11 of 461
- 2.5 Roger Staubach (1977), 9 of 361
- 3.0 Roger Staubach (1976), 11 of 369

COMPLETION PER CENT

Career (1500 att.)

- 59.6 Danny White (1976-87), 1,732 of 2,908
- 57.0 Roger Staubach (1969-79), 1,685 of 2,958
- 50.7 Don Meredith (1960-68), 1,170 of 2,308

Season (Qualifiers)

- 63.2 Danny White (1982), 156 of 247
- 62.7 Danny White (1983), 334 of 533
- 62.6 Roger Staubach (1973), 179 of 286
- 59.7 Roger Staubach (1971), 126 of 211

Game (12 or more com.)

- 87.5 Danny White (11/6/83 @ Phil.) 21 of 24
- 84.2 Don Meredith (9/15/68 vs. Det.) 16 of 19
- 81.2 Eddie LeBaron (9/16/62 vs. Wash.) 13 of 16

LONGEST PASS PLAYS

- 95 Don Meredith to Bob Hayes (11/13/66 vs. Wash.) TD
- 91 Roger Staubach to Tony Dorsett (9/4/78 vs. Balt.) TD
- 89 Craig Morton to Bob Hayes (10/25/70 @ Kan. City) TD

Opponent/Longest Pass Play

- 94 Norm Snead to Rich Houston @ Giants (9/24/72) TD

PASS RECEIVING

TOTAL RECEPTIONS

Career

- 489 Drew Pearson (1973-83)
- 479 Tony Hill (1977-86)
- 382 Tony Dorsett (1977-87)
- 365 Bob Hayes (1965-74)

Season

- 76 Herschel Walker (1986), 837 yds.
- 74 Tony Hill (1985), 1,113 yds.
- 73 Ron Springs (1983), 589 yds.

Game

- 13 Lance Rentzel (11/19/67 vs. Wash.), 223 yds.
- 11 Bill Howton (11/25/62 @ Phil.), 102 yds.
- 11 Ron Springs (9/12/81 @ N. Eng.), 72 yds.
- 11 Ron Springs (10/9/83 vs. Tampa Bay), 126 yds.
- 11 Tony Hill (9/15/85 @ Det.), 181 yds.
- 11 Doug Cosbie (9/15/85 @ Det.), 159 yds.

Opponent/Game

- 12 J. R. Wilburn, @ Pitt. (10/22/67), 142 yds.

TOTAL RECEIVING YARDS

Career

- 7,988 Tony Hill (1977-86)
- 7,822 Drew Pearson (1973-83)
- 7,295 Bob Hayes (1965-74)
- 5,214 Frank Clarke (1960-67)
- 3,616 Doug Cosbie (1979-87)

Season

- 1,232 Bob Hayes (1966), 64 recpt.
- 1,113 Tony Hill (1985), 74 recpt.
- 1,087 Drew Pearson (1974), 62 recpt.
- 1,062 Tony Hill (1979), 60 recpt.
- 1,055 Tony Hill (1980), 60 recpt.
- 1,043 Frank Clarke (1962), 47 recpt.
- 1,026 Drew Pearson (1979), 55 recpt.

Game

- 246 Bob Hayes (11/13/66 @ Wash.), 9 recpt.
- 241 Frank Clarke (9/16/62 vs. Wash.), 10 recpt.
- 223 Lance Rentzel (11/19/67 vs. Wash.), 13 recpt.
- 213 Tony Hill (11/12/79 vs. Phil.), 7 recpt.

Cowboys Individual Records (Cont.)

Opponent/Game

238 Harold Jackson, @ Rams (10/14/73),
7 recpt.

TOUCHDOWNS RECEIVING

Career

71 Bob Hayes (1965-74)
51 Tony Hill (1977-86)
50 Frank Clarke (1960-67)
48 Drew Pearson (1973-83)
41 Billy Joe DuPree (1973-83)

Season

14 Frank Clarke (1962), 47 recpt.
13 Bob Hayes (1966), 64 recpt.
12 Lance Rentzel (1969), 43 recpt.
12 Bob Hayes (1965), 46 recpt.

Game

4 Bob Hayes (12/20/70 vs. Hous.)

Opponent/Game

4 Harold Jackson, @ Rams (10/14/73)

RUSHING-RECEIVING

Career

15,468 Tony Dorsett (1977-87), 12,036 rush.,
3,432 rec.
8,072 Tony Hill (1977-86), 7,988 rec.,
84 rush.
8,012 Drew Pearson (1973-83), 7,822 rec.,
190 rush.
7,527 Don Perkins (1961-68), 6,217 rush.,
1,310 rec.
7,365 Bob Hayes (1965-74), 7,295 rec.,
70 rush.

Season

1,971 Tony Dorsett (1981), 1,646 rush.,
325 rec.
1,756 Tony Dorsett (1985), 1,307 rush.,
449 rec.
1,703 Tony Dorsett (1978), 1,325 rush.,
378 rec.
1,648 Tony Dorsett (1984), 1,189 rush.,
459 rec.
1,608 Tony Dorsett (1983), 1,321 rush.,
287 rec.

Game

292 Herschel Walker (12/14/86 vs. Phil.),
122 rush., 170 rec.
254 Tony Dorsett (9/4/78 vs. Balt.),
147 rush., 107 rec.
246 Bob Hayes (11/13/66 @ Wash.),
246 rec.
241 Frank Clarke (9/16/62 vs. Wash.),
241 rec.

COMBINED YARDAGE

Career

15,501 Tony Dorsett (1977-87), 33 ret. yds.
9,104 Bob Hayes (1965-74), 1,739 ret. yds.
8,436 Tony Hill (1977-86), 364 ret. yds.
8,180 Drew Pearson (1973-83), 168 ret. yds.
8,005 Don Perkins (1961-68), 478 ret. yds.

Season

1,998 Amos Marsh (1962), 729 ret. yds.
1,971 Tony Dorsett (1981), no ret. yds.
1,757 Tony Dorsett (1978), 54 ret. yds.
1,756 Tony Dorsett (1985), no ret. yds.
1,627 Tony Dorsett (1984), —21 ret. yds.

Game

292 Herschel Walker (12/14/86 vs.
Phil.), 122 rush., 170 rec.
285 Calvin Hill (11/16/69 @ Wash.)
150 rush., 35 rec., 100 ret. yds.

PUNTING

TOTAL PUNTS

Career

611 Danny White (1976-86)
247 Ron Widby (1968-71)

Season

86 Mike Saxon (1986), 40.7 av.
82 Danny White (1984), 38.4 av.
81 Danny White (1981), 40.8 av.
81 Mike Saxon (1985), 41.9 av.

Game

11 Danny White (9/23/84 vs. Phil.),
40.5 av.

AVERAGE YARDS

Career (125 Punts)

45.1 Sam Baker (1962-63)

Season (Qualifiers)

45.4 Sam Baker (1962), 57 punts
44.2 Sam Baker (1963), 71 punts

Game (4 or more punts)

53.4 Ron Widby (11/3/68 @ N. Orleans)
53.0 Marv Bateman (11/4/73 vs. Cin.)

LONGEST PUNT

84 Ron Widby (11/3/68 @ N. Orleans)

PUNT RETURNS

TOTAL RETURNS

Career

146 Butch Johnson (1976-83)
109 Mel Renfro (1964-77)

Season

54 Gary Allen (1984), 8.3 av.
54 James Jones (1980), 10.1 av.

Game

9 Butch Johnson (11/15/76 vs. Buf.)

PUNT RETURN YARDAGE

Career

1,313 Butch Johnson (1976-83)
1,158 Bob Hayes (1965-74)

Season

548 James Jones (1980), 10.1 av.
489 Butch Johnson (1976), 10.9 av.
446 Gary Allen (1984), 8.3 av.

Game

122 Bob Hayes (12/8/68 vs. Pitt.), 3 ret.

Longest Punt Return

98 Dennis Morgan (10/13/74 vs. St. Louis)
90 Bob Hayes (12/6/68 vs. Pitt.)

AVERAGE YARDS

Career (75 ret.)

11.1 Bob Hayes (1965-74), 104 ret.
9.0 Butch Johnson (1976-83), 146 ret.

Season (Qualifiers)

20.8 Bob Hayes (1968), 15 ret.
15.1 Dennis Morgan (1974), 19 ret.

Games (3 ret.)

40.7 Bob Hayes (12/8/68 vs. Pitt.) 3 for
122 yds.

Cowboys Individual Records (Cont.)

FAIR CATCHES

Career

- 38 Mel Renfro (1964-77)
- 38 Butch Johnson (1976-83)

Season

- 18 Golden Richards (1973)
- 16 Cliff Harris (1972)

Game

- 4 Golden Richards (11/16/75 @ N. Eng.)
- 4 Golden Richards (11/7/74 @ Wash.)
- 4 Lance Rentzel (12/21/68 vs. Clev.-playoff game)
- 4 Cliff Harris (12/23/72 @ S. Fran.-playoff game)

KICKOFF RETURNS

TOTAL RETURNS

Career

- 85 Mel Renfro (1964-77)
- 79 Butch Johnson (1976-83)

Season

- 43 Ron Fellows (1983), 19.9 av.
- 40 Mel Renfro (1964), 25.4 av.

Game

- 8 Mel Renfro (10/29/63 vs. Green Bay), 156 yds.

KICKOFF RETURN YARDAGE

Career

- 2,246 Mel Renfro (1964-77)
- 1,832 Butch Johnson (1976-83)

Season

- 1,017 Mel Renfro (1964), 25.4 av.
- 855 Ron Fellows (1983), 19.9 av.
- 823 Cliff Harris (1971), 28.4 av.
- 823 Dennis Morgan (1974), 23.5 av.

Game

- 168 Mel Renfro (11/22/64 @ Wash.), 4 ret.
- 157 Amos Marsh (10/14/62 vs. Phil.), 4 ret.

Longest Kickoff Return

- 101 Amos Marsh (10/14/62 vs. Phil.)
- 101 Ike Thomas (12/4/71 vs. Jets)
- 100 Mark Washington (11/12/70 @ Wash.)
- 100 Mel Renfro (11/7/65 vs. S. Fran.)

AVERAGE YARDS

Career (70 ret.)

- 26.4 Mel Renfro (1964-77), 85 ret.
- 23.2 Butch Johnson (1976-83), 79 ret.

Season (Qualifiers)

- 30.0 Mel Renfro (1965), 21 ret.
- 28.4 Cliff Harris (1971), 29 ret.

Game (3 ret.)

- 42.0 Mel Renfro (11/12/64 @ Wash.), 4 for 168 yds.

INTERCEPTIONS

TOTAL INTERCEPTIONS

Career

- 52 Mel Renfro (1964-77)
- 42 Everson Walls (1981-87)
- 41 Charlie Waters (1970-78, 1980-81)
- 36 Dennis Thurman (1978-85)
- 34 Cornell Green (1962-74)

Season

- 11 Everson Walls (1981), 133 yds.
- 10 Mel Renfro (1969), 118 yds.

Game

- 3 Herb Adderley (9/26/71 @ Phil.), 102 yds.
- 3 Lee Roy Jordan (11/4/73 vs. Cin.), 49 yds.
- 3 Dennis Thurman (12/31/81 vs. Phil.), 37 yds.

INTERCEPTION YARDAGE

Career

- 626 Mel Renfro (1964-77)
- 584 Charlie Waters (1970-78, 1980-81)

Season

- 211 Cornell Green (1963), 7 for 30.1 av.
- 187 Dennis Thurman (1981), 9 for 20.8 av.

Game

- 121 Mike Gaechter (11/3/63 vs. Wash.), on 2 int.

Longest Interception Return

- 100 Mike Gaechter (10/14/62 vs. Phil.)
- 96 Dennis Thurman (9/6/81 @ Wash.)

TOUCHDOWN INTERCEPTIONS

Career

- 4 Dennis Thurman (1977-85)

TACKLES

Total Unassisted Tackles

Career

- 743 Lee Roy Jordan (1963-76)

Season

- 100 Lee Roy Jordan (1975)

Game

- 14 Lee Roy Jordan (10/28/73 vs. Phil.)

Total Assisted Tackles

Career

- 493 Lee Roy Jordan (1963-76)

Season

- 101 Jerry Tubbs (1960)

Game

- 15 Jerry Tubbs (11/27/60 vs. Chi.)

Total Tackles Combined

Career

- 1,236 Lee Roy Jordan (1963-76)

Season

- 167 Bob Breunig (1979)

Game

- 21 Lee Roy Jordan (9/26/71 vs. Phil.)

SACKS

Total Sacks

Career

- 125 Harvey Martin (1973-83)

Season

- 23 Harvey Martin (1977)

Game

- 5 Jim Jeffcoat (11/10/85 @ Wash.)

Opponent/Game

- 3½ Jerry Sherk @ Clev. (9/24/79)
- 3½ John Mendenhall, Giants (9/29/74)

Cowboys Team Records

1960: 12 games; 1961-77: 14 games; 1978-87: 16 games. NOTE: The 1982 regular season was reduced from 16 games to 9 because of a players' strike. The 1987 regular season was reduced from 16 to 15 because of a players' strike.

SCORING

MOST POINTS

Season
479 1983
Game
59 9/15/68 vs. Detroit
59 10/12/80 vs. San Francisco

FEWEST POINTS

Season
177 1960
236 1961**
308 1984*
Game
0 11/16/70 vs. St. Louis
0 11/17/85 vs. Chicago

OPPONENT/MOST POINTS

Season
402 1962

Game
54 10/18/70 @ Minnesota

OPPONENT/FEWEST POINTS

Season
186 1968
208 1978*
Game
0 9 times, last 9/4/78 vs. Baltimore

MOST POINTS, BOTH TEAMS

Game
86 9/19/71 @ Buffalo, (Dallas 49, Buffalo 37)
82 11/26/87 vs. Minnesota (Minnesota 44, Dallas 38, OT)

FEWEST POINTS, BOTH TEAMS

Game
8 12/12/70 @ Cleveland, (Dallas 6, Cleveland 2)

MOST DECISIVE WIN

Game
49 10/9/66 vs. Philadelphia, (Dallas 56, Philadelphia 7)
46 9/15/68 vs. Detroit, (Dallas 59, Detroit 13)

MOST DECISIVE LOSS

Game
44 11/17/85 vs. Chicago (Chicago 44, Dallas 0)

MOST TOUCHDOWNS

Season
60 1980
Game
8 10/9/66 vs. Philadelphia
8 9/15/68 vs. Detroit
8 10/12/80 vs. San Francisco

FEWEST TOUCHDOWNS

Season
23 1960
29 1961**
34 1984*

OPPONENT/MOST TDS

Season
52 1962
Game
7 12/9/62 @ St. Louis
7 12/8/85 @ Cincinnati

OPPONENT/FEWEST TDS

Season
22 1973
25 1978*

MOST TOUCHDOWNS BY:

RUSHING

Season
26 1980
Game
5 9/19/71 @ Buffalo

PASSING

Season
31 1962, 83
Game
5 6 times, last 10/30/83 @ N.Y. Giants

INTERCEPTIONS

Season
4 1985
Game
2 9/9/85 vs. Washington

KO RETURNS

Season
2 1971

PUNT RETURN

Season
2 1968

FEWEST TOUCHDOWNS BY:

RUSHING

Season
6 1960
6 1961**
11 1985*

PASSING

Season
10 1964
19 1984*

OPPONENT/MOST TOUCHDOWNS BY:

RUSHING

Season
24 1960
Game
5 4 Times, last 10/10/65 vs. Philadelphia

PASSING

Season
33 1962
Game
5 10/30/60 vs. Baltimore
5 11/2/69 @ Cleveland

INTERCEPTIONS

Season
3 1961

KO RETURNS

Season
3 1966

*16-game record;

**14-game record

Cowboys Team Records (Cont.)

PUNT RETURNS

Game

1 8 times, last 10/4/87 @
N.Y. Jets

OPPONENT/FEWEST TDS BY:

RUSHING

Season

2 1968
8 1984*

PASSING

Season

10 1970
11 1978*

MOST PATS SCORED

Season

59 1980

Game

8 9/15/68 vs. Detroit
8 10/12/80 vs. San Fran.

OPPONENT/MOST PATS SCORED

Season

49 1962

Game

7 12/9/62 @ St. Louis

MOST FGS SCORED

Season

27 1981
25 1987

Game

5 12/21/87 @ L.A. Rams

SCORE BY QUARTERS

1ST QUARTER

28 10/19/69 vs. Philadelphia
28 12/4/71 vs. N.Y. Jets

2ND QUARTER

24 9/18/66 vs. N.Y. Giants
24 10/30/66 vs. Pittsburgh
24 9/15/68 vs. Detroit
24 10/24/71 vs. New England
24 10/12/80 vs. San Francisco

3RD QUARTER

21 10/30/66 vs. Pittsburgh
21 9/24/73 vs. New Orleans
21 12/7/74 vs. Cleveland
21 9/28/75 vs. St. Louis
21 10/26/80 vs. San Diego

4TH QUARTER

21 12/19/65 @ N.Y. Giants
21 9/15/68 vs. Detroit
21 10/6/75 @ Detroit
21 10/21/73 vs. N.Y. Giants
21 11/27/80 vs. Seattle
21 10/21/84 vs. New Orleans
21 9/15/85 @ Detroit

SCORE BY HALVES

1ST HALF

42 10/19/69 vs. Philadelphia

2ND HALF

31 9/29/68 @ Philadelphia
31 11/17/68 @ Washington

OPPONENT/SCORE BY QUARTERS

1ST QUARTER

22 12/8/85 @ Cincinnati

2ND QUARTER

28 12/16/62 @ N.Y. Giants

3RD QUARTER

21 12/17/61 @ Washington
21 12/8/85 @ Cincinnati

4TH QUARTER

21 12/9/62 @ St. Louis
21 11/28/65 @ Washington
21 11/16/70 vs. St. Louis
21 11/5/72 @ San Diego
21 9/13/87 @ St. Louis

OPPONENT/SCORE BY HALVES

1ST HALF

34 10/18/70 @ Minnesota
34 10/14/73 @ L.A. Rams
34 11/23/86 @ Washington

2ND HALF

38 12/9/62 @ St. Louis

SCORE BY QUARTERS, BOTH TEAMS

1ST QUARTER

35 10/19/69 vs. Philadelphia

2ND QUARTER

38 11/10/75 vs. Kansas City
38 10/23/83 vs. L.A. Raiders

3RD QUARTER

35 9/28/75 vs. St. Louis

4TH QUARTER

35 10/21/73 vs. N.Y. Giants

SCORE BY HALVES, BOTH TEAMS

1ST HALF

55 10/23/83 vs. L.A. Raiders

2ND HALF

52 9/28/75 vs. St. Louis

FIRST DOWNS

MOST FIRST DOWNS

Season

342 1978, 83

Game

33 9/15/85 @ Detroit

FEWEST FIRST DOWNS

Season

180 1960
211 1965**
321 1981*

Game

8 10/16/60 vs. Cleveland
8 11/12/61 @ Pittsburgh
8 12/10/61 @ St. Louis
8 11/29/64 vs. Green Bay
8 11/1/70 vs. Philadelphia

OPPONENT/MOST FIRST DOWNS

Season

312 1985

Game

31 10/23/83 vs. L.A. Raiders
31 12/8/85 @ Cincinnati

OPPONENT/FEWEST FIRST DOWNS

Season

199 1974
232 1978*

Game

5 11/6/66 @ Philadelphia
5 10/20/74 vs. Philadelphia

MOST FIRST DOWNS, BOTH TEAMS

648 1985

Game

55 10/1/67 vs. L.A. Rams

*16-game record;

**14-game record

Cowboys Team Records (Cont.)

MOST FIRST DOWNS BY:

RUSHING

Season
147 1974
Game
19 12/6/81 @ Baltimore

PASSING

Season
208 1985
Game
23 11/10/63 @ San Francisco

PENALTY

Season
33 1985
Game
6 10/9/83 vs. Tampa Bay

FEWEST FIRST DOWNS BY:

RUSHING

Season
57 1960
87 1965**
93 1984*
Game
0 11/16/70 vs. St. Louis

PASSING

Season
95 1970
158 1981*
Game
3 8 times, last 9/23/74 @ Philadelphia

PENALTY

Season
9 1961
9 1962
9 1971
22 1979*

OPPONENT/MOST FIRST DOWNS BY:

RUSHING

Season
122 1961
Game
17 9/30/84 @ Chicago

PASSING

Season
193 1985
Game
21 11/18/62 vs. Chicago
21 11/20/83 vs. Kansas City
21 11/11/84 @ St. Louis

PENALTY

Season
34 1987
Game
7 10/4/87 @ N.Y. Jets

OPPONENT/FEWEST FIRST DOWNS BY:

RUSHING

Season
52 1969
82 1983*

PASSING

Season
94 1977
128 1978*

PENALTY

Season
10 1969
18 1981*

TOTAL YARDS

MOST NET YARDS GAINED

Season
5,968 1979
Game
652 10/6/66 vs. Philadelphia
583 9/4/78 vs. Baltimore
578 9/30/73 vs. St. Louis

FEWEST NET YARDS GAINED

Season
3,153 1960
3,704 1964**
5,320 1984*
Game
126 12/10/61 @ St. Louis

OPPONENT/MOST NET YARDS GAINED

Season
5,608 1985
Game
570 12/8/85 @ Cincinnati
529 10/25/81 vs. Miami

OPPONENT/FEWEST NET YDS. GAINED

Season
3,213 1977
4,009 1978**
Game
63 10/24/65 @ Green Bay
80 12/10/67 vs. Philadelphia

MOST NET YARDS, BOTH TEAMS

Season
11,386 1983
Game
995 10/25/81 vs. Miami
926 11/10/63 @ San Francisco

RUSHING

MOST YARDS RUSHING

Season
2,783 1978
Game
354 12/6/81 @ Baltimore

FEWEST YARDS RUSHING

Season
1,049 1960
1,608 1965**
1,714 1984*
Game
26 11/2/87 vs. N.Y. Giants

OPPONENT/MOST YARDS RUSHING

Season
2,242 1960
2,226 1984*
Game
289 10/22/61 vs. Philadelphia

OPPONENT/FEWEST YARDS RUSHING

Season
1,050 1969
1,499 1983*
Game
7 10/30/66 vs. Pittsburgh

MOST YARDS RUSHING, BOTH TEAMS

Season
5,760 1981
Game
510 12/6/81 @ Baltimore
466 10/22/61 vs. Philadelphia

*16-game record;

**14-game record

Cowboys Team Records (Cont.)

MOST ATTEMPTS RUSHING

Season
630 1981

Game
66 12/6/81 @ Baltimore

FEWEST RUSHING ATTEMPTS

Season
311 1960
416 1961**
447 1986*

Game
16 11/7/65 vs. San Francisco
16 11/17/85 vs. Chicago

OPPONENT/MOST ATTEMPTS RUSHING

Season
510 1984

Game
54 10/11/70 vs. Atlanta

OPPONENT/FEWEST ATTEMPTS RUSHING

Season
313 1969
410 1983*

Game
12 10/16/83 vs. Philadelphia
12 9/24/67 vs. N.Y. Giants
12 10/30/66 vs. Pittsburgh

PASSING

MOST NET YARDS PASSING

Season
3,861 1985

Game
452 9/15/85 @ Detroit

FEWEST NET YARDS PASSING

Season
2,013 1964
3,104 1980*

Game
—10 10/24/65 @ Green Bay

OPPONENT/MOST NET YARDS PASSING

Season
3,928 1983

Game
437 11/18/62 vs. Chicago

OPPONENT/FEWEST NET YARDS PASSING

Season
1,562 1977
2,288 1980*

Game
—1 10/24/65 @ Green Bay
—1 12/21/75 @ N.Y. Jets

MOST GROSS YARDS PASSING

Season
4,236 1985

Game
481 9/15/85 @ Detroit

FEWEST GROSS YARDS PASSING

Season
2,388 1960
2,445 1970**
3,356 1980*

Game
42 10/24/65 @ Green Bay

OPPONENT/MOST GROSS YARDS PASSING

Season
4,365 1983

Game
466 11/18/62 vs. Chicago

OPPONENT/FEWEST GROSS YARDS PASSING

Season
1,991 1977
2,730 1978*

Game
—15 12/21/75 @ N.Y. Jets

MOST PASS ATTEMPTS

Season
604 1984

Game
62 9/15/85 @ Detroit

FEWEST PASS ATTEMPTS

Season
297 1970
439 1981*

Game
11 10/21/73 vs. N.Y. Giants
11 10/11/70 vs. Atlanta

OPPONENT/MOST PASS ATTEMPTS

Season
558 1983

Game
59 11/20/83 vs. Kansas City

OPPONENT/FEWEST PASS ATTEMPTS

Season
293 1960
326 1961**
432 1978*

Game
10 10/3/71 vs. Washington
10 11/22/73 vs. Miami

MOST PASS COMPLETIONS

Season
346 1983

Game
40 9/15/85 @ Detroit

FEWEST PASS COMPLETIONS

Season
149 1970
251 1978*

Game
4 10/11/70 vs. Atlanta

OPPONENT/MOST PASS COMPLETIONS

Season
299 1983

Game
33 11/20/83 vs. Kansas City

OPPONENT/FEWEST PASS COMPLETIONS

Season
146 1960
154 1977**
202 1978*

Game
2 12/21/75 @ N.Y. Jets

DEFENSE, MOST QB SACKS

Season
62 1985

Game
12 11/20/66 @ Pittsburgh
12 9/29/85 @ Houston

OPPONENT/DEFENSE, MOST QB SACKS

Season
68 1964

Game
11 11/16/86 @ San Diego

*16-game record;

**14-game record

Cowboys Team Records (Cont.)

DEFENSE, MOST QB SACK YARDS

Season
459 1985

Game
84 10/6/75 @ Detroit

OPPONENT/DEFENSE, MOST QB SACK YARDS

Season
503 1964

Game
67 9/25/83 vs. New Orleans

INTERCEPTIONS

MOST PASSES INTERCEPTED

Season
37 1981

Game
7 9/30/60 vs. Philadelphia
7 9/26/71 @ Philadelphia

FEWEST PASSES INTERCEPTED

Season
13 1974, 1979

OPPONENT/MOST PASSES INTERCEPTED

Season
33 1960

Game
5 9/30/60 vs. Philadelphia
5 11/5/61 vs. St. Louis
5 11/9/80 @ N.Y. Giants
5 12/2/84 @ Philadelphia
5 11/9/86 vs. L.A. Raiders

OPPONENT/FEWEST PASSES INTERCEPTED

Season
10 1977
13 1979*

PENALTIES

MOST PENALTIES

Season
131 1987

Game
16 10/4/87 @ N.Y. Jets
15 11/15/87 @ New England
15 10/18/81 vs. L.A. Rams

FEWEST PENALTIES

Season
47 1961
96 1978**

Game
0 12/10/61 @ St. Louis
0 11/23/80 vs. Washington

OPPONENT/MOST PENALTIES

Season
108 1985

Game
14 10/9/83 vs. Tampa Bay

OPPONENT/FEWEST PENALTIES

Season
38 1961
70 1979*

Game
0 10/21/62 @ Pittsburgh
0 12/5/65 @ Philadelphia

MOST YARDS PENALIZED

Season
1,091 1987

Game
161 11/2/70 @ Washington
159 10/13/68 vs. Philadelphia

FEWEST YARDS PENALIZED

Season
427 161
704 1978*

Game
0 12/10/61 @ St. Louis
0 11/23/80 vs. Washington

OPPONENT/MOST YARDS PENALIZED

Season
990 1985

Game
185 10/9/83 vs. Tampa Bay
166 10/9/77 @ St. Louis

OPPONENT/FEWEST YARDS PENALIZED

Season
362 1961
704 1979*

Game
0 10/21/62 @ Pittsburgh
0 12/5/65 @ Philadelphia

BOTH TEAMS, FEWEST YARDS PENALIZED

Season
789 1961
1,549 1979*

Game
10 12/10/61 @ St. Louis

PUNTING

MOST PUNTS

Season
108 1984

Game
11 9/23/84 vs. Philadelphia

OPPONENT/MOST PUNTS

Season
108 1978

Game
11 9/30/62 @ L.A. Rams
11 9/15/74 @ Atlanta
11 11/15/76 vs. Buffalo
11 11/22/84 vs. New England

HIGHEST AVERAGE

Season
45.4 1962
Game (4 punts)
53.4 11/3/68 vs. New Orleans (4)

OPPONENT/HIGHEST AVERAGE

Season
45.5 1961
Game (4 punts)
54.3 10/17/65 @ Cleveland (6)

PUNT RETURNS

MOST PUNT RETURNS

Season
63 1978

Game
9 11/15/76 vs. Buffalo

MOST PUNT RETURN YARDS

Season
573 1974

Game
122 12/8/68 vs. Pittsburgh

OPPONENT/MOST PUNT RETURNS

Season
55 1984

Game
8 11/4/84 vs. N.Y. Giants

*16-game record;

**14-game record

Cowboys Team Records (Cont.)

OPPONENT/MOST PUNT RETURN YARDS

Season
588 1983
Game
109 11/16/70 vs. St. Louis

KICKOFF RETURNS

MOST KICKOFF RETURNS

Season
70 1983
Game
9 10/18/70 @ Minnesota

MOST KICKOFF RETURN YARDS

Season
1,376 1971
Game
260 11/7/65 vs. San Francisco

OPPONENT/MOST KICKOFF RETURNS

Season
78 1966, 83*
Game
10 9/15/68 vs. Detroit

OPPONENT/MOST KICKOFF RETURN YARDS

Season
1,806 1983
Game
261 11/6/66 @ Philadelphia

MOST FUMBLES FUMBLES

Season
46 1961

Game
7 10/11/71 vs. N.Y. Giants

MOST FUMBLES LOST

Season
21 1961, 71, 79
Game
5 11/13/68 @ New Orleans
5 10/11/71 vs. N.Y. Giants
5 11/10/75 vs. Kansas City

OPPONENT/MOST FUMBLES

Season
44 1973
Game
7 11/28/65 @ Washington
7 11/10/75 vs. Kansas City

OPPONENT/MOST FUMBLES LOST

Season
25 1971
Game
5 10/11/71 vs. N.Y. Giants
5 9/16/73 @ Chicago
5 10/12/80 vs. San Francisco
5 10/23/83 vs. L.A. Raiders

*16-game record;

**14-game record

Miscellaneous Records

INDIVIDUAL

MOST CONSECUTIVE PASSES COMPLETED

14 Steve Pelluer (vs. Seattle, Nov. 27, 1986)

MOST CONSECUTIVE PASSES WITHOUT INTERCEPTION

166 Don Meredith (began vs. Philadelphia, Dec. 5, 1965, ended vs. St. Louis, Oct. 16, 1966).

MOST CONSECUTIVE GAMES RUSH FOR TD

6 Tony Dorsett in 1977.
6 Tony Dorsett in 1980.

MOST CONSECUTIVE GAMES CATCH TD PASS

7 Frank Clarke (final game of 1961 season, first six games in '62).
7 Bob Hayes (final three games of 1965 season, first four games in 1966).

MOST CONSECUTIVE GAMES INTERCEPT PASS

5 Don Bishop in 1961.

MOST CONSECUTIVE PATS

99 Mike Clark (last 17 in 1969, all 35 in 1970 and all 47 in 1971).

MOST CONSECUTIVE GAMES AT LEAST ONE PASS CATCH

72 Tony Hill (last 12 games of 1981 season, all of 1982, 1983, 1984 and 1985, first 13 games of 1986).

MOST CONSECUTIVE FG

9 Rafael Septien (began vs. New England, Sept. 21, 1981, ended vs. Miami, Oct. 25, 1981).

MOST CONSECUTIVE GAMES KICK FG

10 Mike Clark (final nine games of 1969 season, first game in 1970).
10 Toni Fritsch, twice (final seven games of 1972 season, first three games in 1973; first 10 games in 1975).

Miscellaneous Records (Cont.)

MOST SEASONS PLAYED

- 14 Bob Lilly (1961-74)
Lee Roy Jordan (1963-76)
Jethro Pugh (1965-78)
- 13 Cornell Green (1962-74)
Dave Edwards (1963-75)
D. D. Lewis (1968, 1970-81)
Ed Jones (1974-78, 1980-87)
Randy White (1975-87)

MOST CONSECUTIVE GAMES PLAYED

- 196 Bob Lilly (from 1961 through 1974).
- 168 Cornell Green (1962-74)
- 167 Tom Rafferty (1976-87)

TEAM

*CONSECUTIVE WINNING SEASONS

- 20 (1966-85)

*CONSECUTIVE PLAYOFF APPEARANCES

- 9 (1975-83)

*CONSECUTIVE SEASON-OPENING VICTORIES

- 17 (1965-81)

ALL-TIME TEXAS STADIUM RECORD

- 103-33 (1971-87, regular season and playoffs)

LONGEST HOME WINNING STREAK

- 18 games (began Sept. 21, 1980 vs. Tampa Bay, ended Sept. 13, 1982 vs. Pittsburgh)

MOST CONSECUTIVE GAMES INTERCEPT PASS

- 28 Every game in 1962 and 1963.

MOST CONSECUTIVE PATs

- 162 1969, 1970, 1971, 1972, 1973.

MOST CONSECUTIVE GAMES WITHOUT LOSING FUMBLE

- 3 1973, 1974, 1975, 1976 and 1977.

*NFL record

PAT Record

21 of 23 in 1960 — last 17 straight.	46 of 48 in 1978 — first 8, last one.
29 of 29 in 1961 — all 29.	40 of 45 in 1979 — first one, last 26.
50 of 51 in 1962 — first 33, last 17.	59 of 60 in 1980 — first 52, last 7.
38 of 40 in 1963 — first 32.	40 of 40 in 1981 — all 40.
28 of 30 in 1964 — last 23.	28 of 28 in 1982 — all 28.
37 of 38 in 1965 — last 24.	57 of 59 in 1983 — first 13, last 20.
56 of 56 in 1966 — all 56.	33 of 34 in 1984 — first 17, last 16.
41 of 44 in 1967 — first 8, last 1.	42 of 43 in 1985 — first 28, last 14.
54 of 54 in 1968 — all 54.	43 of 43 in 1986 — all 43.
43 of 44 in 1969 — first 26, last 17.	37 of 37 in 1987 — all 37.
35 of 35 in 1970 — all 35.	
50 of 50 in 1971 — all 50.	
36 of 36 in 1972 — all 36.	
45 of 46 in 1973 — first 24, last 21.	
37 of 38 in 1974 — first 4, last 33.	
38 of 40 in 1975 — last 34.	
34 of 34 in 1976 — all 34	
39 of 41 in 1977 — first 14, last 16.	

Largest Margin of Victory

1. 49 points, (56-7) vs. Philadelphia, 1966
2. 46 points, (59-13) vs. Detroit, 1968
3. 45 points, (52-7) vs. NY Giants, 1966
45 points, (59-14) vs. San Francisco, 1980
5. 44 points, (51-7) vs. Seattle, 1980
6. 42 points, (52-10) vs. Houston, 1970
42 points, (52-10) vs. NY Jets, 1971

- 8. 38 points, (52-14) vs. Cleveland, 1967
(Eastern Conference Championship Game)
- 38 points, (38-0) vs. Baltimore, 1978
- 38 points, (38-0) vs. Tampa Bay, 1982
(1981 NFC Divisional Playoff)
- 11. 37 points, (40-3) vs. New Orleans, 1973
- 37 points, (37-0) vs. Detroit, 1977
- 13. 35 points, (49-14) vs. Philadelphia, 1969
- 35 points, (42-7) vs. Philadelphia, 1971
- 35 points, (45-10) vs. St. Louis, 1973
- 16. 34 points, (34-0) vs. Washington, 1970

Largest Margin of Defeat

- 1. 44 points, (44-0) vs. Chicago, 1985
- 2. 41 points, (48-7) vs. Cleveland, 1960
- 41 points, (54-13) vs. Minnesota, 1970
- 4. 38 points, (45-7) vs. Baltimore, 1960
- 38 points, (38-0) vs. St. Louis, 1970
- 6. 36 points, (43-7) vs. Philadelphia, 1961
- 7. 34 points, (41-7) vs. Green Bay, 1960
- 8. 32 points, (52-20) vs. St. Louis, 1962
- 32 points, (42-10) vs. Cleveland, 1969
- 10. 31 points, (45-14) @ San Francisco, 1981



Cowboys Big Days

RUSHING

- 206—Tony Dorsett vs. Philadelphia, Dec. 4, 1977 (23 carries).
- 183—Tony Dorsett @ N.Y. Giants, Nov. 9, 1980 (24 carries).
- 175—Tony Dorsett @ Baltimore, Dec. 6, 1981 (30 carries).
- 173—Herschel Walker @ New England, Nov. 15, 1987 (28 carries).
- 162—Tony Dorsett @ New England, Sept. 21, 1981 (19 carries).
- 159—Tony Dorsett vs. L.A. Rams, Oct. 18, 1981 (27 carries).
- 159—Tony Dorsett @ Houston, Sept. 29, 1985 (23 carries).
- 154—Tony Dorsett vs. St. Louis, Sept. 24, 1978 (21 carries).
- 153—Tony Dorsett @ Minnesota, Jan. 3, 1983 (16 carries).
- 153—Calvin Hill vs. San Francisco, Nov. 10, 1974 (32 carries).
- 152—Tony Dorsett vs. New Orleans, Nov. 19, 1978 (25 carries).
- 151—Tony Dorsett @ Washington, Sept. 5, 1983 (14 carries).
- 150—Calvin Hill @ Washington, Nov. 16, 1969 (27 carries).
- 149—Tony Dorsett @ Green Bay, Nov. 12, 1978 (23 carries).
- 147—Tony Dorsett vs. Baltimore, Sept. 4, 1978 (15 carries).
- 145—Tony Dorsett @ Minnesota, Oct. 7, 1979 (21 carries).
- 141—Tony Dorsett @ Minnesota, Oct. 2, 1983 (26 carries).
- 141—Tony Dorsett @ St. Louis, Oct. 9, 1977 (14 carries).
- 140—Calvin Hill vs Philadelphia, Oct. 20, 1974 (26 carries).
- 138—Calvin Hill @ New Orleans, Sept. 28, 1969 (23 carries).
- 137—Don Perkins vs. St. Louis, Oct. 28, 1962 (24 carries).
- 137—Don Perkins vs. N.Y. Giants, Oct. 11, 1964 (17 carries).
- 137—Herschel Walker @ L.A. Rams, Dec. 21, 1987 (23 carries).
- 134—Duane Thomas @ Kansas City, Oct. 25, 1970 (20 carries).
- 133—Don Perkins @ Green Bay, Oct. 24, 1965 (22 carries).
- 132—Tony Dorsett @ Washington, Sept. 6, 1981 (20 carries).
- 130—Calvin Hill @ Chicago, Sept. 16, 1973 (31 carries).
- 129—Tony Dorsett vs. St. Louis, Sept. 13, 1981 (16 carries).
- 124—Robert Newhouse @ St. Louis, Dec. 16, 1973 (19 carries).
- 124—Tony Dorsett vs. New Orleans, Sept. 25, 1983 (16 carries).
- 123—Don Perkins vs. Cleveland, Dec. 3, 1961 (20 carries).
- 123—Duane Thomas vs. Washington, Dec. 6, 1970 (19 carries).
- 123—Calvin Hill vs. N.Y. Giants, Oct. 21, 1973 (23 carries).
- 122—Herschel Walker vs. Philadelphia, Dec. 14, 1986 (6 carries).
- 122—Tony Dorsett vs. Miami, Oct. 25, 1981 (24 carries).
- 122—Scott Laidlaw vs. Washington, Nov. 23, 1978 (16 carries).
- 122—Tony Dorsett vs. St. Louis, Nov. 16, 1980 (26 carries).
- 121—Walt Garrison vs. Washington, Dec. 9, 1972 (10 carries).
- 121—Tony Dorsett @ N.Y. Jets, Dec. 17, 1978 (29 carries).
- 120—Herschel Walker vs. St. Louis, Oct. 26, 1986 (26 carries).
- 120—Robert Newhouse @ Seattle, Oct. 3, 1976 (19 carries).
- 120—Calvin Hill @ St. Louis, Dec. 3, 1972 (26 carries).
- 119—Tony Dorsett vs. Cincinnati, Sept. 30, 1979 (20 carries).
- 117—Tony Dorsett @ Detroit, Sept. 14, 1986 (23 carries).
- 117—Tony Dorsett @ Seattle, Dec. 4, 1983 (26 carries).
- 117—Tony Dorsett vs. Buffalo, Nov. 9, 1981 (28 carries).
- 117—Amos Marsh vs. Cleveland, Dec. 2, 1962 (17 carries).
- 117—Calvin Hill @ Philadelphia, Sept. 20, 1970 (25 carries).
- 117—Calvin Hill vs. Atlanta, Oct. 11, 1970 (29 carries).
- 116—Tony Dorsett vs. Cleveland, Nov. 25, 1982 (20 carries).

PASSING

- 460—Don Meredith @ San Francisco, Nov. 10, 1963 (30 of 48).
- 406—Don Meredith @ Washington, Nov. 13, 1966 (21 of 29).
- 394—Don Meredith @ Philadelphia, Nov. 6, 1966 (14 of 24).
- 389—Gary Hogeboom @ San Francisco, Dec. 22, 1985 (28 of 49).
- 377—Danny White vs. Tampa Bay, Oct. 9, 1983 (29 of 44).
- 362—Danny White vs. Atlanta, Oct. 27, 1985 (27 of 47).
- 359—Danny White @ Washington, Dec. 13, 1987 (27 of 49).
- 358—Don Meredith vs. N.Y. Giants, Sept. 18, 1966 (14 of 24).
- 354—Danny White vs. Miami, Oct. 25, 1981 (22 of 32).
- 349—Craig Morton vs. Houston, Dec. 20, 1970 (13 of 17).
- 347—Danny White vs. Pittsburgh, Sept. 13, 1982 (25 of 36).
- 345—Eddie LeBaron vs. Pittsburgh, Sept. 24, 1960 (15 of 28).
- 343—Gary Hogeboom @ L.A. Rams, Sept. 3, 1984 (33 of 47).
- 342—Danny White @ N.Y. Giants, Oct. 6, 1985 (31 of 46).
- 341—Danny White vs. Minnesota, Nov. 26, 1987 (25 of 41).
- 339—Steve Pelluer @ N.Y. Giants, Nov. 2, 1986 (28 of 38).
- 339—Roger Staubach vs. Baltimore, Sept. 26, 1976 (22 of 28).
- 336—Roger Staubach vs. Washington, Dec. 16, 1979 (24 of 42).
- 327—Danny White vs. Washington, Dec. 9, 1984 (22 of 42).
- 326—Don Meredith vs. St. Louis, Dec. 11, 1965 (16 of 30).

RECEIVING

- 246—Bob Hayes @ Washington, Nov. 13, 1966 (9 catches).
- 241—Frank Clarke vs. Washington, Sept. 16, 1962 (10 catches).
- 223—Lance Rentzel vs. Washington, Nov. 19, 1967 (13 catches).
- 213—Tony Hill vs. Philadelphia, Nov. 12, 1979 (7 catches).
- 195—Bob Hayes vs. N.Y. Giants, Sept. 18, 1966 (6 catches).
- 190—Frank Clarke @ San Francisco, Nov. 10, 1963 (8 catches).
- 188—Drew Pearson @ Detroit, Oct. 6, 1975 (6 catches).
- 187—Bob Hayes vs. Houston, Dec. 20, 1970 (6 catches).
- 181—Tony Hill @ Detroit, Sept. 15, 1985 (11 catches).
- 177—Bob Hayes vs. Philadelphia, Oct. 10, 1965 (8 catches).
- 170—Herschel Walker vs. Philadelphia, Dec. 14, 1986 (9 catches).
- 170—Bob Hayes @ Pittsburgh, Oct. 22, 1967 (7 catches).
- 168—Frank Clarke @ N.Y. Giants, Oct. 20, 1963 (4 catches).
- 164—Mike Renfro @ San Francisco, Dec. 22, 1985 (9 catches).
- 161—Drew Pearson @ Philadelphia, Sept. 23, 1974 (10 catches).
- 161—Tony Hill vs. Atlanta, Oct. 27, 1985 (10 catches).

Cowboys Longest Plays

LONG RUNS FROM SCRIMMAGE

- 99—Tony Dorsett @ Minnesota, Jan. 3, 1983 (TD).
- 84—Herschel Walker vs. Philadelphia, Dec. 14, 1986 (TD).
- 84—Tony Dorsett vs. Philadelphia, Dec. 4, 1977 (TD).
- 77—Tony Dorsett vs. St. Louis, Oct. 9, 1977 (TD).
- 77—Tony Dorsett @ Washington, Sept. 5, 1983.
- 75—Tony Dorsett @ New England, Sept. 21, 1981 (TD).
- 73—Amos Bullocks vs. Chicago, Nov. 18, 1962 (TD).
- 71—Amos Marsh vs. N.Y. Giants, Oct. 15, 1961.
- 70—Amos Marsh vs. Washington, Nov. 4, 1962.
- 68—Les Shy vs. Philadelphia, Oct. 9, 1966.
- 67—Dan Reeves vs. Washington, Dec. 11, 1966 (TD).
- 64—Jim Stiger vs. Washington, Nov. 22, 1964.
- 63—Tony Dorsett vs. New Orleans, Nov. 19, 1978.
- 62—Kelvin Edwards vs. Philadelphia, Oct. 11, 1987 (TD).
- 60—Tony Dorsett vs. Atlanta, Oct. 27, 1985 (TD).
- 60—Herschel Walker @ New England, Nov. 15, 1987 (TD).
- 59—Don Perkins vs. Pittsburgh, Sept. 27, 1964.
- 59—Scott Laidlaw vs. Washington, Nov. 23, 1978.
- 59—James Jones @ Baltimore, Dec. 6, 1981 (TD).

Cowboys Longest Plays (Cont.)

LONG FORWARD PASSES

- 95—Don Meredith to Bob Hayes vs. Washington, Nov. 13, 1966 (TD).
- 91—Roger Staubach to Tony Dorsett vs. Baltimore, Sept. 4, 1978 (TD).
- 89—Craig Morton to Bob Hayes vs. Kansas City, Oct. 25, 1970 (TD).
- 86—Craig Morton to Lance Rentzel vs. Philadelphia, Nov. 1, 1970 (TD).
- 85—Eddie LeBaron to Amos Marsh vs. L.A. Rams, Sept. 30, 1962 (TD).
- 85—Roger Staubach to Bob Hayes vs. N.Y. Giants, Dec. 12, 1971 (TD).
- 84—Don Meredith to Pete Gent vs. Pittsburgh, Oct. 30, 1966 (TD).
- 84—Steve Pelluer to Herschel Walker vs. Philadelphia, Dec. 14, 1986 (TD).

LONG PUNTS

- 84—Ron Widby vs. New Orleans, Nov. 3, 1968.
- 75—Billy Lothridge vs. N.Y. Giants, Oct. 11, 1964.
- 75—Sam Baker vs. L.A. Rams, Sept. 30, 1962.
- 73—Danny White vs. L.A. Rams, Oct. 14, 1979.
- 71—Billy Lothridge vs. St. Louis, Sept. 12, 1964.
- 71—Sam Baker vs. N.Y. Giants, Dec. 16, 1962.

LONG PUNT RETURNS

- 98—Dennis Morgan vs. St. Louis, Oct. 13, 1974 (TD).
- 90—Bob Hayes vs. Pittsburgh, Dec. 8, 1968 (TD).
- 69—Bob Hayes vs. St. Louis, Nov. 23, 1967 (TD).
- 69—Mel Renfro vs. Green Bay, Nov. 29, 1964 (TD).
- 68—Gary Allen vs. Kansas City, Nov. 20, 1983 (TD).
- 63—Bob Hayes vs. N.Y. Giants, Dec. 15, 1968 (TD).
- 55—Butch Johnson vs. Philadelphia, Dec. 5, 1976.
- 52—James Jones vs. Washington, Nov. 23, 1980.
- 51—Mel Renfro vs. Cleveland, Oct. 4, 1964.
- 50—Bob Hayes vs. Washington, Nov. 16, 1969.

LONG KICKOFF RETURNS

- 101—Amos Marsh vs. Philadelphia, Oct. 14, 1962 (TD).
- 101—Ike Thomas vs. N.Y. Jets, Dec. 4, 1971 (TD).
- 100—Mark Washington vs. Washington, Nov. 22, 1970 (TD).
- 100—Mel Renfro vs. San Francisco, Nov. 7, 1965 (TD).
- 97—Thomas Henderson vs. St. Louis, Sept. 28, 1975 (TD).
- 89—Rod Hill vs. Green Bay, Jan. 16, 1982.
- 89—Ike Thomas vs. L.A. Rams, Nov. 25, 1971 (TD).
- 87—Mel Renfro vs. Pittsburgh, Oct. 30, 1966 (TD).

LONG INTERCEPTION RETURNS

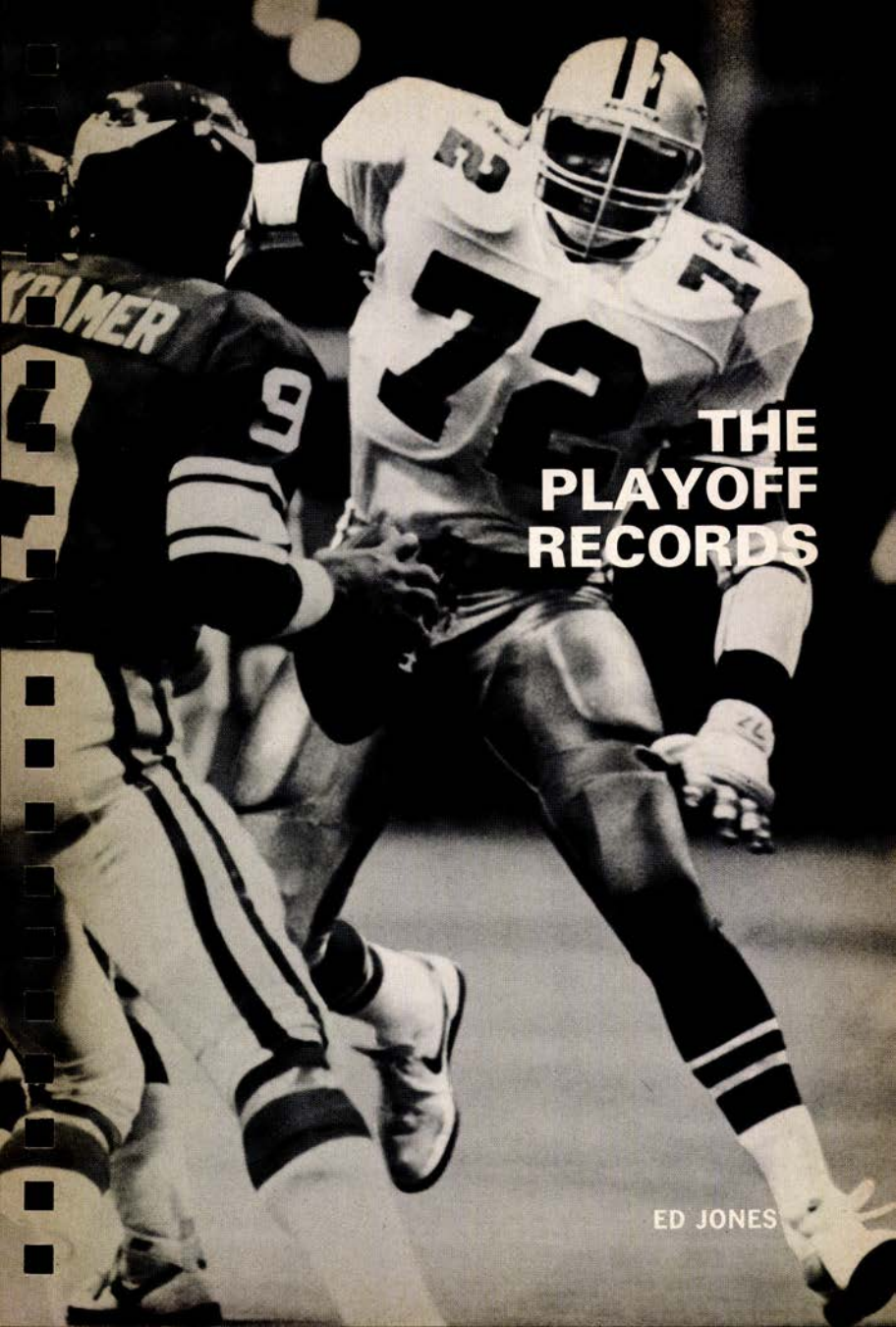
- 100—Mike Gaechter vs. Philadelphia, Oct. 14, 1962 (TD).
- 96—Dennis Thurman @ Washington, Sept. 6, 1981.
- 90—Mel Renfro vs. St. Louis, Oct. 4, 1965 (TD).
- 86—Mike Gaechter vs. Washington, Nov. 3, 1963.

LONG FUMBLE RETURNS

- 97—Chuck Howley vs. Atlanta, Oct. 2, 1966 (TD).
- 86—Michael Downs @ Houston, Dec. 13, 1982 (TD).
- 84—Don Bishop vs. St. Louis, Oct. 28, 1962 (TD).
- 72—Benny Barnes @ San Francisco, Oct. 11, 1981 (TD).
- 63—Jim Ridlon vs. Philadelphia, Dec. 6, 1964 (TD).

LONG RETURNS OF FIELD-GOAL ATTEMPTS

- 94—Jerry Norton vs. St. Louis, Dec. 9, 1962 (TD).
- 62—Ron Fellows vs. New Orleans, Sept. 25, 1983 (TD).
- 60—Mike Gaechter vs. Washington, Nov. 28, 1965 (TD).
- 60—Obert Logan vs. N.Y. Giants, Dec. 19, 1965 (TD).



**THE
PLAYOFF
RECORDS**

ED JONES

Cowboys Career Playoff Records

PASSING (Min. 100 Attempts)

	G	Att.	Comp.	Pct.	Yds.	TD	Int.	Rating
Staubach, Roger (1969-79)	20	410	223	54.4	2,791	24	19	76.0
White, Danny (1976-85)	18	360	206	57.2	2,284	15	16	71.6
Morton, Craig (1965-74)	9	137	49	35.8	630	4	10	30.4
NFL Record								
Starr, Bart, Green Bay (1956-71)	10	213	130	61.0	1,753	15	3	104.8

RUSHING

	G	Att.	Yds.	Avg.	Long	TD
Dorsett, Tony (1977-85)	17	302	1,383	4.6	53	9
Newhouse, Robert (1972-83)	23	174	651	3.7	19	3
Thomas, Duane (1970-71)	6	130	520	4.0	23	4
Garrison, Walt (1966-74)	15	126	493	4.0	19	0
Staubach, Roger (1969-79)	20	76	432	5.7	29	0
Hill, Calvin (1969-74)	8	90	335	3.8	48	2
Perkins, Don (1961-68)	4	66	284	4.0	24	3
Springs, Ron (1979-83)	9	42	201	4.8	32	2
Dennison, Doug (1974-78)	7	38	130	3.4	14	2
Pearson, Preston (1975-80)	13	43	135	3.1	15	0
NFL Record						
Harris, Franco, Pittsburgh (1972-84) ...	19	400	1,556	3.9	50	16

RECEIVING

	G	No.	Yds.	Avg.	Long	TD
Pearson, Drew (1973-83)	22	67	1,105	16.5	83t	8
Hill, Tony (1977-85)	17	46	618	13.4	49	4
Dorsett, Tony (1977-85)	17	46	403	8.8	32	1
Pearson, Preston (1975-80)	13	43	504	11.7	34	3
DuPree, Billy Joe (1973-83)	22	38	438	11.5	28	4
Hayes, Bob (1965-74)	15	27	425	15.7	86t	3
Johnson, Butch (1976-83)	17	25	394	15.8	45t	4
Cosbie, Doug (1979-85)	11	22	243	11.1	22	3
Springs, Ron (1979-83)	9	18	106	5.9	26	1
Newsome, Timmy (1980-85)	10	17	143	8.4	21	1
NFL Record						
Branch, Cliff, Raiders (1972-85)	22	73	1,289	17.7	72t	5

PUNTING (Min. 20 Punts)

	G	No.	Avg.	Long	Blk.
Bateman, Marv (1972-74)	4	24	43.3	59	0
Widby, Ron (1968-71)	8	51	40.1	65	0
White, Danny (1976-83)	17	84	36.6	53	0
NFL Record					
Camarillo, Rich, New England (1981-87)	6	35	44.5	62	1

Playoff Records (Cont.)

INTERCEPTIONS

	G	No.	Yds.	Avg.	Long	TD
*Waters, Charlie (1970-78, 80-81)	25	9	124	13.8	29	0
Thurman, Dennis (1978-85)	13	7	126	18.0	39t	1
Harris, Cliff (1970-79)	21	6	103	17.2	30	0
Howley, Chuck (1961-73)	11	4	89	22.3	41	0
Lewis, D.D. (1968-81)	27	4	64	16.0	23	0
Jordan, Lee Roy (1963-76)	19	4	34	8.5	41	0
Renfro, Mel (1964-77)	21	4	32	8.0	19	0
Walls, Everson (1981-85)	7	3	20	6.7	20	0
Hughes, Randy (1975-80)	12	3	1	0.3	1	0
Barnes, Benny (1972-82)	21	3	0	0.0	0	0

*Shares NFL record with Bill Simpson, L.A. Rams-Buffalo (1974-1982)

PUNT RETURNS (Min. 10)

	G	No.	Yds.	Avg.	Long	TD
*Hayes, Bob (1965-74)	15	12	151	12.6	68	0
Johnson, Butch (1976-83)	17	19	208	11.0	44	0

*NFL record.

KICKOFF RETURNS (Min. 10)

	G	No.	Yds.	Avg.	Long	TD
Harris, Cliff (1970-79)	21	11	243	22.1	34	0
Jones, James (1980-82, 1984-85)	6	13	267	20.5	33	0
Fellows, Ron (1981-85)	6	11	191	17.4	33	0
Johnson, Butch (1976-83)	17	12	207	17.3	26	0
NFL Record						
Garrett, Carl, Oakland (1976-1977)	5	16	481	30.1	62	0

SCORING

	G	TD	PAT	FG	Total
Septien, Rafael (1978-85)	13	—	40	18	94
Dorsett, Tony (1977-85)	16	10	—	—	60
Fritsch, Toni (1971-73, 75)	7	—	15	12	51
Pearson, Drew (1973-83)	22	8	—	—	48
Clark, Mike (1968-71, 73)	8	—	14	9	41
Herrera, Efren (1974, 1976-77)	4	—	10	7	31
Thomas, Duane (1970-71)	6	5	—	—	30
DuPree, Billy Joe (1973-83)	22	4	—	—	24
Johnson, Butch (1976-83)	17	4	—	—	24
Hill, Tony (1977-85)	16	4	—	—	24
Richards, Golden (1973-78)	9	4	—	—	24
Laidlaw, Scott (1975-79)	7	4	—	—	24
Villanueva, Danny (1965-67)	3	—	12	4	24

NFL Record

Blanda, George, Chi.-Hou.-Oak. (1949-1975)	19	—	49	22	115
---	----	---	----	----	-----

FIELD GOALS (Min. 10 Field Goals)

	G	Att.	Made	Pct.	Long
*Septien, Rafael (1978-85)	15	21	18	85.7	50
Fritsch, Toni (1971-73, 75)	7	14	12	85.7	45

*NFL record.

Cowboys Single Game Playoff Records

SCORING

TOTAL POINTS

- 18 Craig Baynham (12/24/67 vs. Cleveland), 3 TDs
- 18 Preston Pearson (1/4/76 @ L.A. Rams), 3 TDs
- 13 Toni Fritsch (1/4/76 @ L.A. Rams) (kicker)
- 13 Efren Herrera (12/26/77 vs. Chicago) (kicker)
- 13 Rafael Septien (1/16/83 vs. Green Bay) (kicker)

TOUCHDOWNS

- 3 Craig Baynham (12/24/67 vs. Cleveland), 2 runs, 1 pass
- 3 Preston Pearson (1/4/76 @ L.A. Rams), 3 pass

FIELD GOALS MADE

- 3 Toni Fritsch (12/23/72 @ San Francisco)
- 3 Toni Fritsch (1/4/76 @ L.A. Rams)
- 3 Efren Herrera (12/26/77 vs. Chicago)
- 3 Rafael Septien (1/9/83 vs. Tampa Bay and 1/16/83 vs. Green Bay)

LONGEST FIELD GOAL

- 50 Rafael Septien (1/16/83 vs. Green Bay)

FIELD GOALS ATTEMPTED

- 5 Efren Herrera (1/15/78 vs. Denver), 2 FG

EXTRA POINTS ATTEMPTED - MADE

- 7-7 Danny Villanueva (12/24/67 vs. Cleveland)

RUSHING

RUSHING YARDS

- 160 Tony Dorsett (12/28/80 vs. L.A. Rams), 22 carries

RUSHING ATTEMPTS

- 30 Duane Thomas (12/26/70 vs. Detroit)

TOUCHDOWNS RUSHING

- 2 Don Perkins (12/24/67 vs. Cleveland)
- 2 Craig Baynham (12/24/67 vs. Cleveland)
- 2 Tony Dorsett (12/26/77 vs. Chicago)

RUSHING AVERAGE (Min. 10 Attempts)

- 7.2 Tony Dorsett (12/28/80 vs. L.A. Rams), 22-160
- 6.9 Calvin Hill (12/23/72 @ San Francisco), 18-125
- 6.4 Don Perkins (1/1/67 vs. Green Bay), 17-108

LONGEST RUN

- 53 Tony Dorsett (1/7/79 @ L.A. Rams)

PASSING

PASSING YARDS

- 330 Danny White (12/26/83 vs. L.A. Rams), 32 of 53
- 322 Danny White (1/4/81 @ Atlanta), 25 of 39
- 312 Danny White (1/9/83 vs. Tampa Bay), 27 of 45
- 246 Roger Staubach (12/28/75 @ Minnesota), 15 of 24

PASS ATTEMPTS

- 53 Danny White (12/26/83 vs. L.A. Rams), 32 completions
- 45 Danny White (1/9/83 vs. Tampa Bay), 27 completions
- 43 Danny White (1/4/86 @ L.A. Rams), 24 completions
- 39 Danny White (1/4/81 @ Atlanta), 25 completions
- 37 Roger Staubach (12/19/76 vs. L.A. Rams), 15 completions

PASS COMPLETIONS

- 32 Danny White (12/26/83 vs. L.A. Rams), 53 attempts
- 27 Danny White (1/9/83 vs. Tampa Bay), 45 attempts
- 25 Danny White (1/4/81 @ Atlanta), 39 attempts
- 24 Danny White (1/4/86 @ L.A. Rams), 43 attempts
- 23 Danny White (1/16/83 vs. Green Bay), 36 attempts

Playoff Records (Cont.)

TOUCHDOWN PASSES

4 Roger Staubach (1/4/76 @ L.A. Rams)

PASSES HAD INTERCEPTED

4 Roger Staubach (12/30/73 vs. Minnesota)

COMPLETION PERCENTAGE (Min. 12 completions)

68.0 Roger Staubach (1/15/78 vs. Denver), 17 of 25

66.7 Danny White (1/10/82 @ San Francisco), 16 of 24

64.1 Danny White (1/4/81 @ Atlanta), 25 of 39

LONGEST COMPLETION

86 Don Meredith to Bob Hayes (12/24/67 vs. Cleveland), TD

83 Roger Staubach to Drew Pearson (12/23/73 vs. L.A. Rams), TD

MOST TIMES SACKED

7 Roger Staubach (12/23/73 vs. L.A. Rams)

7 Roger Staubach (1/18/76 vs. Pittsburgh)

PASS RECEIVING

RECEPTIONS

9 Tony Hill (12/26/83 vs. L.A. Rams), 115 yards

8 Tony Dorsett (1/4/86 @ L.A. Rams), 80 yards

RECEIVING YARDS

144 Bob Hayes (12/24/67 vs. Cleveland), 5 receptions

142 Tony Hill (1/16/83 vs. Green Bay), 7 receptions

TOUCHDOWNS RECEIVING

3 Preston Pearson (1/4/76 @ L.A. Rams)

RUSHING-RECEIVING

188 Tony Dorsett (12/28/80 vs. L.A. Rams), 160 rushing,
28 receiving

167 Duane Thomas (1/3/71 vs. San Francisco), 143 rushing,
24 receiving

COMBINED YARDAGE

285 Bob Hayes (12/24/67 vs. Cleveland), 5/144 receiving,
3/141 punt returns

PUNTING

PUNTS

9 Ron Widby (1/17/71 vs. Baltimore), 38.6 average

PUNT AVERAGE

46.9 Mike Saxon (1/4/86 @ L.A. Rams), 7 punts

PUNT RETURNS

PUNT RETURNS

5 James Jones (12/28/80 vs. L.A. Rams), 81 yards

5 Ron Fellows (1/9/83 vs. Tampa Bay), 57 yards

PUNT RETURN YARDAGE

141 Bob Hayes (12/24/67 vs. Cleveland), 3 returns

LONGEST PUNT RETURN

68 Bob Hayes (12/24/67 vs. Cleveland)

PUNT RETURN AVERAGE (3 returns)

47.0 Bob Hayes (12/24/67 vs. Cleveland), 3 for 141 yards

FAIR CATCHES

4 Lance Rentzel (12/21/68 @ Cleveland)

4 Cliff Harris (12/23/72 @ San Francisco)

KICKOFF RETURNS

KICKOFF RETURNS

5 Mel Renfro (1/1/67 vs. Green Bay), 124 yards

KICKOFF RETURN YARDAGE

124 Mel Renfro (1/1/67 vs. Green Bay), 5 returns

Playoff Records (Cont.)

LONGEST KICKOFF RETURN

- 89 Rod Hill (1/9/83 vs. Green Bay)
- 48 Thomas Henderson (1/18/76 vs. Pittsburgh)

KICKOFF RETURN AVERAGE (4 returns)

- 39.3 Rod Hill (1/9/83 vs. Green Bay), 3 for 118 yards

INTERCEPTIONS

INTERCEPTIONS

- 3 Charlie Waters (12/26/77 vs. Chicago)
- 3 Dennis Thurman (1/16/83 vs. Green Bay)

INTERCEPTION RETURN YARDAGE

- 68 Thomas Henderson (1/8/79 @ L.A. Rams), on 1 int.

LONGEST INTERCEPTION RETURN

- 68 Thomas Henderson (1/8/79 @ L.A. Rams)

Miscellaneous Individual Records

PLAYOFFS

MOST GAMES PLAYED

- 27* D. D. Lewis (SB-5; NFC-9; NFC-D-12; NFC-WC-1)
- 26 Larry Cole (SB-5; NFC-8; NFC-D-12; NFC-WC-1)
- 25 Charlie Waters (SB-5; NFC-9; NFC-D-10; NFC-WC-1)
- 23 Jethro Pugh (SB-4; NFC-9; NFC-D-10)
- 23 Robert Newhouse (SB-3; NFC-8; NFC-D-9; NFC-WC-3)

MOST SUPER BOWLS PLAYED

- 5* Larry Cole, Cliff Harris, D. D. Lewis, Charlie Waters, Rayfield Wright

MOST CONSECUTIVE PASSES WITHOUT INTERCEPTION

- 99 Roger Staubach (began vs. Minnesota, Dec. 25, 1971, ended vs. Minnesota, Dec. 30, 1973).

MOST CONSECUTIVE GAMES RUSH FOR TD

- 3 Duane Thomas (began December 25, 1971 vs. Minnesota, ended January 16, 1972, after Super Bowl victory).
- 3 Tony Dorsett (began December 26, 1977 vs. Chicago, ended December 30, 1978 vs. Atlanta; began Jan. 11, 1981 @ Philadelphia, ended January 9, 1983 vs. Tampa Bay).

MOST CONSECUTIVE GAMES CATCH TD PASS

- 2 Golden Richards (vs. Minnesota, January 1, 1978 and vs. Denver, January 15, 1978).
- 2 Drew Pearson (vs. L.A. Rams, December 28, 1980 and vs. Atlanta, January 4, 1981).
- 2 Tony Hill (vs. Tampa Bay, January 2, 1982 and @ San Francisco, January 10, 1982).

MOST CONSECUTIVE GAMES INTERCEPT PASS

- 3 Mel Renfro (vs. Detroit, December 26, 1970; vs. San Francisco January 3, 1971; and vs. Baltimore, January 17, 1971).
- 3 Randy Hughes (vs. Denver, January 15, 1978; vs. Atlanta, December 30, 1978; and vs. L.A. Rams, January 7, 1979).

MOST CONSECUTIVE GAMES AT LEAST ONE PASS CATCH

- 22 Drew Pearson (began vs. L.A. Rams, December 23, 1973, ended @ L.A. Rams, January 4, 1986).

MOST CONSECUTIVE FIELD GOALS MADE

- 15* Rafael Septien (began vs. Pittsburgh Jan. 21, 1979, ended @ Washington Jan. 22, 1983).

MOST CONSECUTIVE GAMES KICK FG

- 7 Toni Fritsch (started vs. San Francisco, December 23, 1972, ended after January 18, 1976, vs. Pittsburgh).

*NFL Record

Cowboys Team Playoff Records

SINGLE GAME

SCORING

MOST POINTS SCORED

52 12/24/67 vs. Cleveland,
(Dallas 52, Cleveland 14)

FEWEST POINTS SCORED

0 1/4/86 @ L.A. Rams
(L.A. Rams 20, Dallas 0)

OPPONENT/MOST POINTS SCORED

38 12/28/69 vs. Cleveland,
(Cleveland 38, Dallas 14)

OPPONENT/FEWEST POINTS SCORED

0 12/26/70 vs. Detroit,
(Dallas 5, Detroit 0)
0 1/7/79 @ L.A. Rams,
(Dallas 28, L.A. Rams 0)
0 1/2/82 vs. Tampa Bay
(Dallas 38, Tampa Bay 0)

MOST DECISIVE WIN

38 1/2/82 vs. Tampa Bay
(Dallas 38, Tampa Bay 0)
38 12/24/67 vs. Cleveland,
(Dallas 52, Cleveland 14)

MOST DECISIVE LOSS

24 12/28/69 vs. Cleveland,
(Cleveland 38, Dallas 14)

MOST POINTS COMBINED

66 12/24/67 vs. Cleveland,
(Dallas 52, Cleveland 14)
66 1/21/79 vs. Pittsburgh,
(Pittsburgh 35, Dallas 31)

FIRST DOWNS

MOST FIRST DOWNS

29 12/28/80 vs. L.A. Rams
29 1/9/83 vs. Green Bay

FEWEST FIRST DOWNS

8 12/31/72 @ Washington

OPPONENT/MOST FIRST DOWNS

26 1/10/82 @ San Francisco
22 12/28/69 vs. Cleveland

OPPONENT/FEWEST FIRST DOWNS

7 12/26/70 vs. Detroit

MOST FIRST DOWNS BY:

Rushing

19 12/28/80 vs. L.A. Rams

Passing

20 12/26/83 vs. L.A. Rams

Penalty

2 8 times, last 1/10/82 @
San Francisco

FEWEST FIRST DOWNS BY:

Rushing

2 1/22/83 @ Washington

Passing

3 12/26/70 vs. Detroit
3 12/31/72 @ Washington

OPPONENT/MOST FIRST DOWNS BY:

Rushing

14 12/30/73 vs. Minnesota

Passing

17 12/28/69 vs. Cleveland
17 1/10/82 @ San Francisco

Penalty

4 1/17/71 vs. Baltimore

OPPONENT/FEWEST FIRST DOWNS BY:

Rushing

1 1/4/76 @ L.A. Rams

Passing

1 1/15/78 vs. Denver

TOTAL YARDS

MOST NET YARDS GAINED

528 12/28/80 vs. L.A. Rams

FEWEST NET YARDS GAINED

153 12/30/73 vs. Minnesota

OPPONENT/MOST NET YARDS GAINED

466 1/16/83 vs. Green Bay
393 1/10/82 @ San Francisco

OPPONENT/FEWEST NET YARDS GAINED

118 1/4/76 @ L.A. Rams

RUSHING

MOST YARDS RUSHING

345 1/2/82 vs. Tampa Bay
338 12/28/80 vs. L.A. Rams

FEWEST YARDS RUSHING

61 1/4/86 @ L.A. Rams
63 12/26/83 vs. L.A. Rams

OPPONENT/MOST YARDS RUSHING

269 1/4/86 @ L.A. Rams

OPPONENT/FEWEST YARDS RUSHING

22 1/4/76 vs. L.A. Rams

PASSING

MOST NET YARDS PASSING

310 1/4/81 @ Atlanta

FEWEST NET YARDS PASSING

22 12/26/70 vs. Detroit

OPPONENT/MOST NET YARDS PASSING

308 1/16/83 vs. Green Bay
291 1/21/79 vs. Pittsburgh

OPPONENT/FEWEST NET YARDS PASSING

35 12/30/78 vs. Atlanta

MOST GROSS YARDS PASSING

330 12/26/83 vs. L.A. Rams

FEWEST GROSS YARDS PASSING

38 12/26/70 vs. Detroit

Playoff Records (Cont.)

OPPONENT/MOST GROSS YARDS PASSING

322 1/16/83 vs. Green Bay
320 1/4/81 @ Atlanta

OPPONENT/FEWEST GROSS YARDS PASSING

50 1/4/86 @ L.A. Rams

MOST PASS ATTEMPTS

53 12/26/83 vs. L.A. Rams
45 1/9/83 vs. Tampa Bay

FEWEST PASS ATTEMPTS

14 12/25/71 @ Minnesota
14 12/24/77 vs. Chicago

OPPONENT/MOST PASS ATTEMPTS

40 1/3/71 vs. San Francisco

OPPONENT/FEWEST PASS ATTEMPTS

18 12/31/72 @ Washington

MOST PASS COMPLETIONS

32 12/26/83 vs. L.A. Rams
27 1/9/83 vs. Tampa Bay

FEWEST PASS COMPLETIONS

4 12/26/70 vs. Detroit

OPPONENT/MOST COMPLETIONS

22 1/10/82 @ San Francisco
20 12/28/69 vs. Cleveland

OPPONENT/FEWEST PASS COMPLETIONS

6 1/4/86 @ L.A. Rams

DEFENSE, MOST QB SACKS

8 12/31/67 @ Green Bay, (76 yards)

OPPONENT/DFNS., MOST QB SACKS

7 12/23/73 vs. L.A. Rams
7 1/18/76 vs. Pitt. (52 yards)

INTERCEPTIONS

MOST PASSES INTERCEPTED BY COWBOYS

5 1/7/79 @ L.A. Rams

OPPONENT/MOST PASSES INTERCEPTED BY

4 12/21/68 @ Cleveland
4 12/30/73 vs. Minnesota

PENALTIES

MOST PENALTIES

12 1/15/78 vs. Denver

FEWEST PENALTIES

2 7 times, last 1/18/76 vs. Pittsburgh

OPPONENT/MOST PENALTIES

10 1/2/82 vs. Tampa Bay
8 1/19/76 @ L.A. Rams
8 1/15/78 vs. Denver

OPPONENT/FEWEST PENALTIES

0 3 times, last 1/18/76 vs. Pittsburgh

MOST YARDS PENALIZED

133 1/17/71 vs. Baltimore

FEWEST YARDS PENALIZED

10 12/24/67 vs. Cleveland
10 12/25/71 @ Minnesota

OPPONENT/MOST YARDS PENALIZED

94 1/19/76 @ L.A. Rams

PUNTING

MOST PUNTS

9 1/17/71 vs. Baltimore

FEWEST PUNTS

2 12/24/67 vs. Cleveland
2 12/28/80 vs. L.A. Rams

OPPONENT/MOST PUNTS

8 3 times, last 1/1/78 vs. Minnesota

OPPONENT/FEWEST PUNTS

1 12/28/69 vs. Cleveland

HIGHEST COWBOYS AVERAGE

46.9 1/4/86 @ L.A. Rams

HIGHEST OPPONENT AVERAGE

48.8 12/26/70 vs. Detroit

PUNT RETURNS

MOST PUNT RETURNS

5 1/1/78 vs. Minnesota
5 12/28/80 vs. L.A. Rams
5 1/9/83 vs. Tampa Bay

MOST PUNT RETURN YARDS

155 12/24/67 vs. Cleveland

OPPONENT/MOST PUNT RETURNS

6 12/26/70 vs. Detroit
6 1/11/81 @ Philadelphia

OPPONENT/MOST PUNT RETURN YARDS

69 1/11/81 @ Philadelphia

KICKOFF RETURNS

MOST KICKOFF RETURNS

6 4 times, last 1/16/83 vs. Green Bay

MOST KICKOFF RETURN YARDS

173 1/16/83 vs. Green Bay

OPPONENT/MOST KICKOFF RETURNS

8 1/4/76 @ L.A. Rams
8 12/26/77 vs. Chicago

OPPONENT/MOST KICKOFF RETURN YARDS

188 12/25/71 @ Minnesota

FUMBLES

MOST FUMBLES

6 12/30/78 vs. Atlanta
6 1/15/78 vs. Denver

MOST FUMBLES LOST

3 12/23/72 @ San Francisco
3 12/28/78 vs. Atlanta
3 1/4/86 @ L.A. Rams

OPPONENT/MOST FUMBLES

5 1/17/71 vs. Baltimore
5 12/23/72 @ San Francisco
5 1/1/78 vs. Minnesota

OPPONENT/MOST FUMBLES LOST

4 1/17/71 vs. Baltimore
4 1/15/78 vs. Denver
3 1/10/82 @ San Francisco

Cowboys Big Days/Playoffs

100 YARD RUSHING GAMES

160 yards — Tony Dorsett vs. L.A. Rams	December 28, 1980
143 yards — Duane Thomas vs. San Francisco	January 3, 1971
135 yards — Duane Thomas vs. Detroit	December 26, 1970
125 yards — Calvin Hill vs. San Francisco	December 23, 1972
110 yards — Tony Dorsett vs. Tampa Bay	January 9, 1983
108 yards — Don Perkins vs. Green Bay	January 1, 1967
101 yards — Tony Dorsett vs. L.A. Rams	January 7, 1979

PASSING

330 yards — Danny White vs. L.A. Rams	December 26, 1983
322 yards — Danny White vs. Atlanta	January 4, 1981
312 yards — Danny White vs. Tampa Bay	January 4, 1981
246 yards — Roger Staubach vs. Minnesota	December 28, 1975
243 yards — Don Meredith vs. Minnesota	January 5, 1969
238 yards — Don Meredith vs. Green Bay	January 1, 1967
228 yards — Roger Staubach vs. Pittsburgh	January 21, 1979
225 yards — Danny White vs. Green Bay	January 16, 1983
220 yards — Roger Staubach vs. L.A. Rams	January 4, 1976
217 yards — Danny White @ L.A. Rams	January 4, 1986
212 yards — Don Meredith vs. Cleveland	December 24, 1967

RECEIVING

144 yards — Bob Hayes vs. Cleveland	December 24, 1967
142 yards — Tony Hill vs. Green Bay	January 16, 1983
136 yards — Billy Parks vs. San Francisco	December 23, 1972
123 yards — Preston Pearson vs. L.A. Rams	January 4, 1976
115 yards — Tony Hill vs. L.A. Rams	December 26, 1983
102 yards — Frank Clarke vs. Green Bay	January 1, 1967
91 yards — Drew Pearson vs. Minnesota	December 28, 1975
90 yards — Drew Pearson vs. Atlanta	January 4, 1981

Cowboys Longest Plays/Playoffs

LONG RUNS FROM SCRIMMAGE

53 yards — Tony Dorsett vs. L.A. Rams	January 7, 1979
48 yards — Calvin Hill vs. San Francisco	December 23, 1972
32 yards — Ron Springs vs. L.A. Rams	December 28, 1980
29 yards — Roger Staubach vs. Washington	December 31, 1972
29 yards — Tony Dorsett vs. Pittsburgh	January 21, 1979
27 yards — Billy Joe DuPree vs. L.A. Rams	January 30, 1979
26 yards — Tony Dorsett vs. L.A. Rams	December 30, 1979
26 yards — Tony Dorsett vs. Tampa Bay	January 2, 1982

LONG FORWARD PASSES

86 yards — Don Meredith to Bob Hayes vs. Cleveland (TD)	December 24, 1967
83 yards — Roger Staubach to Drew Pearson vs. L.A. Rams (TD)	December 23, 1973
68 yards — Don Meredith to Frank Clarke vs. Green Bay (TD)	January 1, 1967
51 yards — Don Meredith to Bob Hayes vs. Minnesota (TD)	January 5, 1969
50 yards — Roger Staubach to Drew Pearson vs. Minnesota (TD)	December 28, 1975
49 yards — Drew Pearson to Tony Hill vs. Green Bay	January 16, 1983
45 yards — Roger Staubach to Butch Johnson vs. Denver (TD)	January 15, 1978

LONG PUNT RETURNS

68 yards — Bob Hayes vs. Cleveland	December 24, 1967
63 yards — Golden Richards vs. Minnesota (TD)	December 30, 1973
44 yards — Butch Johnson vs. L.A. Rams	December 19, 1976
43 yards — James Jones vs. L.A. Rams	December 28, 1980

LONG KICKOFF RETURNS

89 yards — Rod Hill vs. Green Bay	January 16, 1983
48 yards — Thomas Henderson vs. Pittsburgh	January 18, 1976
34 yards — Cliff Harris vs. Minnesota	December 30, 1973
33 yards — Cliff Harris vs. San Francisco	December 23, 1972
33 yards — James Jones vs. L.A. Rams	December 28, 1980
33 yards — Ron Fellows vs. L.A. Rams	December 26, 1983

LONG INTERCEPTION RETURNS

68 yards — Thomas Henderson vs. L.A. Rams (TD)	January 7, 1979
60 yards — Cornell Green vs. Cleveland (TD)	December 24, 1967
41 yards — Chuck Howley vs. Miami	January 16, 1972
39 yards — Dennis Thurman vs. Green Bay (TD)	January 16, 1983
31 yards — Dennis Thurman vs. Tampa Bay	January 2, 1982
30 yards — Cliff Harris vs. Minnesota	December 25, 1971
27 yards — Mark Washington vs. Denver	January 15, 1978
26 yards — Chuck Howley vs. Minnesota	December 25, 1971

LONG FUMBLE RETURNS

44 yards — Chuck Howley vs. Cleveland (TD)	December 21, 1968
37 yards — Mike Hegman vs. Pittsburgh (TD)	January 21, 1979
21 yards — Randy Hughes vs. Denver	January 15, 1978
20 yards — Charlie Waters vs. Detroit	December 26, 1970
15 yards — D. D. Lewis vs. Chicago	December 26, 1977

The Last Time ...

400 YARDS TOTAL OFFENSE

- By Cowboys** — 428 @ Washington, 12/13/87
Playoffs — 456 vs. Tampa Bay, 1/9/83
By Opponent — 422, St. Louis, 12/27/87
Playoffs — 456, Green Bay, 1/16/83

500 YARDS TOTAL OFFENSE

- By Cowboys** — 554 @ Detroit, 9/15/85
Playoffs — 528 vs. L.A. Rams, 12/28/80
By Opponent — 570 @ Cincinnati, 12/8/85
Playoffs — N.A.

300 YARDS PASSING IN GAME BY PLAYER

- By Cowboys** — Danny White, 359, @ Washington, 12/13/87
Playoffs — Danny White, 330 vs. L.A. Rams, 12/26/83
By Opponent — Neil Lomax, St. Louis, 314, 12/27/87
Playoffs — Lynn Dickey, Green Bay, 332, 1/16/83

400 YARDS PASSING BY PLAYER

- By Cowboys** — Don Meredith, 406 @ San Francisco, 11/13/66
Playoffs — N.A.
By Opponent — Phil Simms @ N.Y. Giants, 462, 10/6/85
Playoffs — N.A.

4 TOUCHDOWN PASSES THROWN IN GAME BY PLAYER

- By Cowboys** — Danny White, vs. Minnesota, 11/26/87
Playoffs — Roger Staubach @ L.A. Rams, 1/4/76
By Opponent — Dan Marino, @ Miami, 12/17/84
Playoffs — Terry Bradshaw, Pittsburgh, 1/21/79

100 YARDS RUSHING IN GAME BY PLAYER

- By Cowboys** — Herschel Walker, 137, vs. St. Louis, 12/27/87
Playoffs — Tony Dorsett, 110 vs. Tampa Bay, 1/9/83
By Opponent — Gerald Riggs, Atlanta, 119, 12/6/87
Playoffs — John Riggins, @ Washington, 140, 1/22/83

200 YARDS RUSHING BY PLAYER

- By Cowboys** — Tony Dorsett, 206, vs. Philadelphia, 12/4/77
Playoffs — N.A.
By Opponent — Greg Bell, @ Buffalo, 206, 11/18/84
Playoffs — Eric Dickerson, @ L.A. Rams, 248, 1/4/86

3 TOUCHDOWNS RUSHING IN GAME BY PLAYER

- By Cowboys** — Ron Springs (1,4,1) vs. St. Louis, 9/13/81
Playoffs — N.A.
By Opponent — Dick James @ Washington, (5,3,39), 12/17/61
Playoffs — Larry Schreiber @ San Francisco, (1,1,1), 12/23/72

100 YARDS RECEIVING IN GAME BY PLAYER

- By Cowboys** — Mike Renfro, 100, vs. Minnesota, 11/26/87
Playoffs — Tony Hill, 115 yards, vs. L.A. Rams, 12/26/83
By Opponent — Roy Green (112), J. T. Smith (102), St. Louis, 12/27/87
Playoffs — James Lofton, Green Bay, 109, 1/16/83

3 TOUCHDOWN CATCHES IN GAME BY PLAYER

- By Cowboys** — Mike Renfro (8, 14, 18) vs. Minnesota, 11/26/87
Playoffs — Preston Pearson (18,15,19) @ L.A. Rams, 1/4/76
By Opponent — Mark Clayton @ Miami (41,39,63), 12/17/84
Playoffs — N.A.

3 TOUCHDOWNS IN GAME BY PLAYER

- By Cowboys** — Mike Renfro (3 receive) vs. Minnesota, 11/26/87
Playoffs — Preston Pearson (3 receive) @ L.A. Rams, 1/4/76
By Opponent — Gerald Willhite (2 receive, 1 rush) @ Denver, 10/5/86
Playoffs — Larry Schreiber, @ San Francisco (3 run), 12/23/72

4 TOUCHDOWNS IN GAME BY PLAYER

- By Cowboys** — Duane Thomas (3 run, 1 receive) vs. St. Louis, 12/18/71
Playoffs — N.A.
By Opponent — Harold Jackson @ L.A. Rams (4 receive), 10/14/73
Playoffs — N.A.

3 INTERCEPTIONS IN GAME BY PLAYER

- By Cowboys** — Dennis Thurman vs. Philadelphia, 12/13/81
Playoffs — Dennis Thurman vs. Green Bay, 1/16/83
By Opponent — Terry Kinard, @ N.Y. Giants, 9/20/87
Playoffs — N.A.

PUNT RETURNED FOR TD

- By **Cowboys** — Gary Allen, 68 yards, vs. Kansas City, 11/20/83
Playoffs — Golden Richards, 63 yards vs. Minnesota, 12/30/73
By **Opponent** — Michael Harper, @ N.Y. Jets, 78 yards, 10/4/87
Playoffs — N.A.

KICKOFF RETURN FOR TD

- By **Cowboys** — Thomas Henderson, 97 yards vs. St. Louis, 9/28/75
Playoffs — N.A.
By **Opponent** — Roy Green, St. Louis, 106 yards, 10/21/79
Playoffs — Vic Washington, @ San Francisco, 97 yards, 12/23/72

INTERCEPTION RETURNED FOR TD

- By **Cowboys** — Ron Francis, 18 yards, @ New England, 11/15/87
Playoffs — Dennis Thurman, 39 yards vs. Green Bay, 1/16/83
By **Opponent** — LeRoy Irvin, @ L.A. Rams, 50 yards, 12/7/86
Playoffs — Darryl Grant, @ Washington, 10 yards, 1/22/83

FUMBLE RETURNED FOR TD

- By **Cowboys** — Jim Jeffcoat, recovered in endzone vs. New Orleans, 10/21/84
Playoffs — Mike Hegman, 37 yards vs. Pittsburgh, 1/21/79
By **Opponent** — Robert Moore, Atlanta, 20 yards, 12/6/87
Playoffs — Hugh Green, Tampa Bay, 60 yards, 1/9/83

PUNT BLOCKED FOR TD

- By **Cowboys** — Everson Walls, @ Cincinnati (Penn runs 46 yards), 12/8/85
Playoffs — N.A.
By **Opponent** — Miles McPherson, @ San Diego, (Derrie Nelson runs 21 yards), 11/13/83
Playoffs — N.A.

50 POINTS SCORED IN A GAME

- By **Cowboys** — Dallas 51, Seattle 7, 11/27/80
Playoffs — Dallas 52, Cleveland 14, 12/24/67
By **Opponent** — @ Cincinnati 50, Dallas 24, 12/8/85
Playoffs — N.A.

40 POINTS SCORED IN A GAME

- By **Cowboys** — Dallas 41, Philadelphia 22, 10/11/87
Playoffs — N.A.
By **Opponent** — Minnesota 44, Dallas 38 (OT), 11/26/87
Playoffs — N.A.

SHUTOUT SCORED

- By **Cowboys** — Dallas 38, Baltimore 0, 9/4/78
Playoffs — Dallas 38, Tampa Bay 0, 1/2/82
By **Opponent** — Chicago 44, Dallas 0, 11/17/85
Playoffs — @ L.A. Rams 20, Dallas 0, 1/4/86

SAFETY SCORED

- By **Cowboys** — John Dutton, tackled Pisarcik in end zone @ Philadelphia, 12/2/84
Playoffs — Randy White tackled V. Ferragamo in end zone, vs. L.A. Rams, 12/30/79
By **Opponent** — Gary Jeter, @ L.A. Rams, tackled Pelluer in end zone, 12/7/86
Playoffs — Reggie Harrison, Pittsburgh, block punt out of end zone, 1/18/76

PAT MISSED

- By **Cowboys** — Rafael Septien, vs. Philadelphia, 11/24/85
Playoffs — Rapael Septien, @ Atlanta, 1/4/81
By **Opponent** — Dave Jacobs, Philadelphia, 10/11/87
Playoffs — Jan Stenerud, Green Bay, 1/16/83

FIELD GOAL BLOCKED

- By **Cowboys** — Michael Downs, vs. Minnesota, 11/26/87
Playoffs — Aaron Mitchell, @ Philadelphia, 1/11/81
By **Opponent** — Clyde Simmons, @ Philadelphia, 10/25/87
Playoffs — Frank Nunley, @ San Francisco, 1/2/72

PUNT BLOCKED

- By **Cowboys** — Bruce Livingston, vs. Philadelphia, 10/11/87
Playoffs — N.A.
By **Opponent** — Jody Schulz, Philadelphia, 12/14/86
Playoffs — Reggie Harrison, Pittsburgh, 1/18/76

PAT BLOCKED

- By **Cowboys** — Robert Williams, vs. Philadelphia, 10/11/87
Playoffs — Rod Hill vs. Green Bay, 1/16/83
By **Opponent** — Vernon Maxwell, Indianapolis, 10/28/84
Playoffs — Carl Eller, Minnesota, 1/1/78

Consecutive Winning Seasons

LONGEST STREAKS OF ALL-TIME

1. New York Yankees (1926-1964)	39
2. Montreal Canadiens (1951/52-1982/83)	32
*3. Boston Bruins (1967/68-1987/88)	21
4. Dallas Cowboys (1966-1985)	20
5. Baltimore Orioles (1968-1985)	18
6. Chicago White Sox (1951-1967)	17
7. Chicago Black Hawks (1960/61-1975/76)	16
L.A. Raiders (1965-1980)	16
*Philadelphia Flyers (1972/73-1987/88)	16
9. Chicago Bears (1930-1944)	15
Pittsburgh Pirates (1899-1913)	15
St. Louis Cardinals (baseball) (1939-1953)	15

* Active

THANKSGIVING DAY RECORD

(14-5-1)

1966 W Cleveland 26-14	1977 DNP
1967 W St. Louis 46-21	1978 W Washington 37-10
1968 W Washington 29-20	1979 L Houston 30-24
1969 T San Francisco 24-24	1980 W Seattle 51-7
1970 W Green Bay 16-3	1981 W Chicago 10-9
1971 W Los Angeles 28-21	1982 W Cleveland 31-14
1972 L San Francisco 31-10	1983 W St. Louis 35-17
1973 L Miami 14-7	1984 W New England 20-17
1974 W Washington 24-23	1985 W St. Louis 35-17
1975 DNP	1986 L Seattle 31-14
1976 W St. Louis 19-14	1987 L Minnesota 44-38 (OT)

COWBOYS' WON-LOST RECORD

Vs. AFC — 41-19

On Monday Night Football — 18-15

On Sunday Night Football — 5-3

In Overtime — 6-3

In Season Openers — 22-5-1

On Thanksgiving Day — 14-5-1

THE HISTORY



RANDY WHITE



Cowboys All-Time Results

All-Time Regular Season Record: 247-149-6

Playoff Record: 20-16

*—Denotes Home Games

1960 (0-11-1)

Tom Landry, Head Coach

9/24	L	*28	Pittsburgh (30,000)	35
9/30	L	*25	Philadelphia (18,500)	27
10/9	L	14	Washington (21,142)	26
10/16	L	*7	Cleveland (28,500)	48
10/23	L	10	St. Louis (23,128)	12
10/30	L	*7	Baltimore (25,500)	45
11/6	L	*13	Los Angeles (16,000)	38
11/13	L	7	Green Bay (32,294)	41
11/20	L	*14	San Francisco (10,000)	26
11/27	L	7	Chicago (39,951)	17
12/4	T	31	New York (55,033)	31
12/11	L	14	Detroit (43,272)	23
		177		369

1961 (4-9-1)

Tom Landry, Head Coach

9/17	W	*27	Pittsburgh (23,500)	24
9/24	W	*21	Minnesota (20,500)	7
10/1	L	7	Cleveland (43,638)	25
10/8	W	28	Minnesota (33,070)	0
10/15	L	*10	New York (41,500)	31
10/22	L	*7	Philadelphia (25,000)	43
10/29	W	17	New York (60,254)	16
11/5	L	*17	St. Louis (20,500)	31
11/12	L	7	Pittsburgh (17,519)	37
11/19	T	*28	Washington (17,500)	28
11/26	L	13	Philadelphia (60,127)	35
12/3	L	*17	Cleveland (23,500)	38
12/10	L	13	St. Louis (15,384)	31
12/17	L	24	Washington (21,451)	34
		236		380

1962 (5-8-1)

Tom Landry, Head Coach

9/16	T	*35	Washington (15,730)	35
9/23	L	*28	Pittsburgh (19,478)	30
9/30	W	27	Los Angeles (26,907)	17
10/7	L	10	Cleveland (44,040)	19
10/14	W	*41	Philadelphia (18,645)	19
10/21	W	42	Pittsburgh (23,106)	27
10/28	L	*24	St. Louis (16,027)	28
11/4	W	38	Washington (49,888)	10
11/11	L	*10	New York (45,668)	41
11/18	L	*33	Chicago (12,692)	34
11/25	L	14	Philadelphia (58,070)	28
12/2	W	*45	Cleveland (24,226)	21
12/9	L	20	St. Louis (14,102)	52
12/16	L	31	New York (62,694)	41
		393		402

1963 (4-10)

Tom Landry, Head Coach

9/14	L	*7	St. Louis (36,432)	34
9/22	L	*24	Cleveland (28,710)	41
9/29	L	17	Washington (40,101)	21
10/6	L	21	Philadelphia (60,671)	24
10/13	W	*17	Detroit (27,264)	14

10/20	L	21	New York (62,889)	37
10/27	L	21	Pittsburgh (19,047)	27
11/3	W	*35	Washington (18,838)	20
11/10	L	24	San Francisco (29,563)	31
11/17	W	*27	Philadelphia (23,694)	20
11/24	L	17	Cleveland (55,096)	27
12/1	L	*27	New York (29,653)	34
12/8	L	*19	Pittsburgh (24,136)	24
12/15	W	28	St. Louis (12,695)	24
		305		378

1964 (5-8-1)

Tom Landry, Head Coach

9/12	L	*6	St. Louis (36,605)	16
9/20	W	*24	Washington (26,158)	18
9/27	L	17	Pittsburgh (35,594)	23
10/4	L	6	Cleveland (72,062)	27
10/11	T	*13	New York (33,324)	13
10/18	L	*16	Cleveland (37,456)	20
10/25	W	31	St. Louis (28,253)	13
11/1	W	24	Chicago (47,527)	10
11/8	W	31	New York (63,031)	21
11/15	L	*14	Philadelphia (55,972)	17
11/22	L	16	Washington (49,219)	28
11/29	L	*21	Green Bay (44,975)	45
12/6	L	14	Philadelphia (60,671)	24
12/13	W	*17	Pittsburgh (35,271)	14
		250		289

1965 (7-7)

Tom Landry, Head Coach

9/19	W	*31	New York (59,366)	2
9/26	W	*27	Washington (61,577)	7
10/4	L	13	St. Louis (32,034)	20
10/10	L	*24	Philadelphia (56,249)	35
10/17	L	17	Cleveland (80,451)	23
10/24	L	3	Green Bay (48,311)	13
10/31	L	13	Pittsburgh (37,804)	22
11/7	W	*39	San Francisco (39,677)	31
11/14	W	*24	Pittsburgh (57,293)	17
11/21	L	*17	Cleveland (76,251)	24
11/28	L	31	Washington (50,205)	34
12/5	W	21	Philadelphia (54,714)	19
12/11	W	*27	St. Louis (38,499)	13
12/19	W	38	New York (62,871)	20
		325		280

PLAYOFF BOWL GAME (Miami)

1/9/66	L	3	Baltimore (65,569)	35
--------	---	---	--------------------	----

1966 (10-3-1)

Tom Landry, Head Coach

9/18	W	*52	New York (60,010)	7
9/25	W	*28	Minnesota (64,116)	17
10/2	W	47	Atlanta (56,990)	14
10/9	W	*56	Philadelphia (69,372)	7
10/16	T	10	St. Louis (50,673)	10
10/23	L	21	Cleveland (84,721)	30
10/30	W	*52	Pittsburgh (58,453)	21
11/6	L	23	Philadelphia (60,658)	24

11/13	W	31	Washington (50,927)	30
11/20	W	20	Pittsburgh (42,185)	7
11/24	W	*26	Cleveland (80,259)	14
12/4	W	*31	St. Louis (76,965)	17
12/11	L	*31	Washington (64,198)	34
12/18	W	17	New York (62,735)	7
		445		239

1966 CHAMPIONSHIP GAME (Dallas)

1/1/67	L	27	Green Bay (75,504)	34
--------	---	----	--------------------	----

1967 (9-5)

Tom Landry, Head Coach

9/17	W	21	Cleveland (81,039)	14
9/24	W	*38	New York (66,209)	24
10/1	L	*13	Los Angeles (75,229)	35
10/8	W	17	Washington (50,566)	14
10/15	W	*14	New Orleans (64,128)	10
10/22	W	24	Pittsburgh (39,641)	21
10/29	L	14	Philadelphia (60,740)	21
11/5	W	*37	Atlanta (54,751)	7
11/12	W	27	New Orleans (83,437)	10
11/19	L	*20	Washington (75,538)	27
11/23	W	*46	St. Louis (68,787)	21
12/3	L	17	Baltimore (60,238)	23
12/10	W	*38	Philadelphia (55,834)	17
12/16	L	16	San Francisco (27,182)	24
		342		268

1967 EASTERN CHAMPIONSHIP GAME (Dallas)

12/24	W	52	Cleveland (70,786)	14
-------	---	----	--------------------	----

1967 CHAMPIONSHIP GAME (Green Bay)

12/31	L	17	Green Bay (50,861)	21
-------	---	----	--------------------	----

1968 (12-2)

Tom Landry, Head Coach

9/15	W	*59	Detroit (61,382)	13
9/22	W	*28	Cleveland (68,733)	7
9/29	W	45	Philadelphia (60,858)	13
10/6	W	27	St. Louis (48,296)	10
10/13	W	*34	Philadelphia (72,083)	14
10/20	W	20	Minnesota (47,644)	7
10/28	L	*17	Green Bay (74,604)	28
11/3	W	17	New Orleans (84,728)	3
11/10	L	*21	New York (72,163)	27
11/17	W	44	Washington (50,816)	24
11/24	W	34	Chicago (46,667)	3
11/28	W	*29	Washington (66,076)	20
12/8	W	*28	Pittsburgh (55,069)	7
12/15	W	28	New York (62,617)	10
		431		186

1968 EASTERN CHAMPIONSHIP GAME (Cleveland)

12/21	L	20	Cleveland (81,497)	31
-------	---	----	--------------------	----

PLAYOFF BOWL GAME (Miami)

1/5/69	W	17	Minnesota (22,961)	13
--------	---	----	--------------------	----

1969 (11-2-1)

Tom Landry, Head Coach

9/21	W	*24	St. Louis (62,134)	3
9/28	W	21	New Orleans (79,567)	17
10/5	W	38	Philadelphia (60,658)	7
10/12	W	24	Atlanta (54,833)	17
10/19	W	*49	Philadelphia (71,509)	14
10/27	W	*25	New York (58,964)	3
11/2	L	10	Cleveland (84,850)	42
11/9	W	*33	New Orleans (68,282)	17
11/16	W	41	Washington (50,474)	28
11/23	L	23	Los Angeles (79,105)	24
11/27	T	*24	San Francisco (62,348)	24
12/7	W	10	Pittsburgh (24,990)	7

12/13	W	*27	Baltimore (63,191)	10
12/21	W	*20	Washington (56,924)	10
		369		233

1969 EASTERN CHAMPIONSHIP GAME (Dallas)

12/28	L	14	Cleveland (69,321)	38
-------	---	----	--------------------	----

PLAYOFF BOWL GAME (Miami)

1/3/70	L	0	Los Angeles (31,151)	31
--------	---	---	----------------------	----

1970 (10-4)

Tom Landry, Head Coach

9/20	W	17	Philadelphia (59,728)	7
9/27	W	*28	N.Y. Giants (57,239)	10
10/4	L	7	St. Louis (50,780)	20
10/11	W	*13	Atlanta (53,611)	0
10/18	L	13	Minnesota (47,900)	54
10/25	W	27	Kansas City (51,158)	16
11/1	W	*21	Philadelphia (55,736)	17
11/8	L	20	N.Y. Giants (62,928)	23
11/16	L	*0	St. Louis (69,323)	38
11/22	W	45	Washington (50,415)	21
11/26	W	*16	Green Bay (67,182)	3
12/6	W	*34	Washington (57,936)	0
12/12	W	6	Cleveland (75,458)	2
12/20	W	*52	Houston (50,504)	10
		299		221

1970 DIVISIONAL PLAYOFF (Dallas)

12/26	W	5	Detroit (73,167)	0
-------	---	---	------------------	---

1970 NFC CHAMPIONSHIP GAME (San Francisco)

1/3/71	W	17	San Francisco (59,625)	10
--------	---	----	------------------------	----

SUPER BOWL V (Miami)

1/17/71	L	13	Baltimore (80,055)	16
---------	---	----	--------------------	----

1971 (11-3)

Tom Landry, Head Coach

9/19	W	49	Buffalo (46,206)	37
9/26	W	42	Philadelphia (65,358)	7
10/3	L	*16	Washington (72,000)	20
10/11	W	*20	N. Y. Giants (68,378)	13
10/17	L	14	New Orleans (83,088)	24
10/24	W	*44	New England (65,708)	21
10/31	L	19	Chicago (55,049)	23
11/7	W	16	St. Louis (50,486)	13
11/14	W	*20	Philadelphia (60,178)	7
11/21	W	13	Washington (53,041)	0
11/25	W	*28	Los Angeles (66,595)	21
12/4	W	*52	N. Y. Jets (66,689)	10
12/12	W	42	N. Y. Giants (62,815)	14
12/18	W	*31	St. Louis (66,672)	12
		406		222

1971 DIVISIONAL PLAYOFF (Minnesota)

12/25	W	20	Minnesota (49,100)	12
-------	---	----	--------------------	----

1971 NFC CHAMPIONSHIP GAME (Dallas)

1/2/72	W	14	San Francisco (66,311)	3
--------	---	----	------------------------	---

SUPER BOWL VI (New Orleans)

1/16/72	W	24	Miami (81,035)	3
---------	---	----	----------------	---

1972 (10-4)

Tom Landry, Head Coach

9/17	W	*28	Philadelphia (55,850)	6
9/24	W	23	N.Y. Giants (62,725)	14
10/1	L	13	Green Bay (47,103)	16
10/8	W	*17	Pittsburgh (65,682)	13
10/15	W	21	Baltimore (58,992)	0
10/22	L	20	Washington (53,039)	24
10/30	W	*28	Detroit (65,378)	24
11/5	W	34	San Diego (54,476)	28
11/12	W	*33	St. Louis (65,218)	24
11/19	W	28	Philadelphia (65,720)	7
11/23	L	*10	San Francisco (65,124)	31

1972, Cont.

12/3	W	27	St. Louis (49,797)	6
12/9	W	*34	Washington (65,136)	24
12/17	L	*3	N.Y. Giants (64,602)	23
		319		240

1972 DIVISIONAL PLAYOFF (San Francisco)

12/23	W	30	San Francisco (61,214)	28
-------	---	----	------------------------	----

1972 NFC CHAMPIONSHIP GAME (Washington)

12/31	L	3	Washington (53,129)	26
-------	---	---	---------------------	----

1973 (10-4)

Tom Landry, Head Coach

9/16	W	20	Chicago (55,701)	17
9/24	W	*40	New Orleans (53,972)	3
9/30	W	*45	St. Louis (64,815)	10
10/8	L	7	Washington (54,314)	14
10/14	L	31	Los Angeles (81,428)	37
10/21	W	*45	N.Y. Giants (64,898)	28
10/28	L	16	Philadelphia (65,954)	30
11/4	W	*38	Cincinnati (58,802)	10
11/11	W	23	N.Y. Giants (70,128)	10
11/18	W	*31	Philadelphia (61,985)	10
11/22	L	*7	Miami (64,100)	14
12/2	W	22	Denver (51,706)	10
12/9	W	*27	Washington (64,458-1)	7
12/16	W	30	St. Louis (43,946)	3
		382		203

1973 DIVISIONAL PLAYOFF (Dallas)

12/23	W	27	Los Angeles (64,291)	16
-------	---	----	----------------------	----

1973 NFC CHAMPIONSHIP GAME

12/30	L	10	Minnesota (64,524)	27
-------	---	----	--------------------	----

1974 (8-6)

Tom Landry, Head Coach

9/15	W	24	Atlanta (52,322)	0
9/23	L	10	Philadelphia (64,088)	13
9/29	L	*6	N.Y. Giants (45,841)	14
10/6	L	*21	Minnesota (57,847)	23
10/13	L	28	St. Louis (49,885)	31
10/20	W	*31	Philadelphia (43,586)	24
10/27	W	21	N.Y. Giants (61,918)	7
11/3	W	*17	St. Louis (64,146)	14
11/10	W	*20	San Francisco (50,018)	14
11/17	L	21	Washington (54,395)	28
11/24	W	10	Houston (49,775)	0
11/28	W	*24	Washington (63,243)	23
12/7	W	*41	Cleveland (48,754)	17
12/14	L	23	Oakland (45,850)	27
		297		235

1975 (10-4)

Tom Landry, Head Coach

9/21	W	*18	Los Angeles (49,091)	7
9/28	W	*37	St. Louis (52,417) (OT)	31
10/6	W	36	Detroit (79,784)	10
10/12	W	13	N.Y. Giants (56,511)	7
10/19	L	*17	Green Bay (64,934)	19
10/26	W	20	Philadelphia (64,889)	17
11/2	L	24	Washington (55,004) (OT)	30
11/10	L	*31	Kansas City (63,539)	34
11/16	W	34	New England (60,905)	31
11/23	W	*27	Philadelphia (57,893)	17
11/30	W	*14	N.Y. Giants (53,329)	3
12/7	L	17	St. Louis (49,701)	31
12/13	W	*31	Washington (61,091)	10
12/21	W	31	N.Y. Jets (37,279)	21
		350		268

1975 DIVISIONAL PLAYOFF (Minnesota)

12/28	W	17	Minnesota (48,341)	14
-------	---	----	--------------------	----

1975 NFC CHAMPIONSHIP GAME (Los Angeles)

1/4/76	W	37	Los Angeles (84,483)	7
--------	---	----	----------------------	---

SUPER BOWL X (Miami)

1/18/76	L	17	Pittsburgh (80,187)	21
---------	---	----	---------------------	----

1976 (11-3)

Tom Landry, Head Coach

9/12	W	*27	Philadelphia (54,052)	7
9/19	W	24	New Orleans (61,413)	6
9/26	W	*30	Baltimore (64,237)	27
10/3	W	28	Seattle (62,027)	13
10/10	W	24	N.Y. Giants (76,042)	14
10/17	L	17	St. Louis (50,317)	21
10/24	W	*31	Chicago (61,346)	21
10/31	W	20	Washington (55,004)	7
11/7	W	*9	N.Y. Giants (58,870)	3
11/15	W	*17	Buffalo (51,779)	10
11/21	L	10	Atlanta (54,992)	17
11/25	W	*19	St. Louis (62,498)	14
12/5	W	26	Philadelphia (55,072)	7
12/12	L	*14	Washington (59,916)	27
		296		194

1976 DIVISIONAL PLAYOFF (Dallas)

12/19	L	12	Los Angeles (62,436)	14
-------	---	----	----------------------	----

1977 (12-2)

Tom Landry, Head Coach

9/18	W	16	Minnesota (47,678) (OT)	10
9/25	W	*41	N.Y. Giants (64,215)	21
10/2	W	*23	Tampa Bay (55,316)	7
10/9	W	30	St. Louis (50,129)	24
10/16	W	*34	Washington (62,115)	16
10/23	W	16	Philadelphia (65,507)	10
10/30	W	*37	Detroit (63,160)	0
11/6	W	24	N.Y. Giants (74,532)	10
11/14	L	*17	St. Louis (64,038)	24
11/20	L	13	Pittsburgh (49,761)	28
11/27	W	14	Washington (55,031)	7
12/4	W	*24	Philadelphia (60,289)	14
12/12	W	42	San Francisco (55,848)	35
12/18	W	*14	Denver (63,752)	6
		345		212

1977 DIVISIONAL PLAYOFF (Dallas)

12/26	W	37	Chicago (62,920)	7
-------	---	----	------------------	---

1977 NFC CHAMPIONSHIP GAME (Dallas)

1/1/78	W	23	Minnesota (61,968)	6
--------	---	----	--------------------	---

SUPER BOWL XII (New Orleans)

1/15/78	W	27	Denver (76,400)	10
---------	---	----	-----------------	----

1978 (12-4)

Tom Landry, Head Coach

9/4	W	*38	Baltimore (64,224)	0
9/10	W	34	N.Y. Giants (73,265)	24
9/17	L	14	Los Angeles (65,749)	27
9/24	W	*21	St. Louis (62,760)	12
10/2	L	5	Washington (55,031)	9
10/8	W	*24	N.Y. Giants (63,420)	3
10/15	W	24	St. Louis (48,991) (OT)	21
10/22	W	*14	Philadelphia (60,525)	7
10/26	L	*10	Minnesota (61,848)	21
11/5	L	16	Miami (69,414)	23
11/12	W	42	Green Bay (55,256)	14
11/19	W	*27	New Orleans (57,920)	7
11/23	W	*37	Washington (64,905)	10
12/3	W	*17	New England (63,263)	10

12/10	W	31	Philadelphia (64,667)13
12/17	W	30	N.Y. Jets (52,532) 7
		384		208

1978 DIVISIONAL PLAYOFF

(Dallas)

12/30	W	27	Atlanta (60,338)20
-------	---	----	------------------	---------

1978 NFC CHAMPIONSHIP GAME

(Los Angeles)

1/7/79	W	28	Los Angeles (67,470) 0
--------	---	----	----------------------	---------

SUPER BOWL XIII (Miami)

1/21/79L	31	Pittsburgh (78,656)35
----------	----	---------------------	---------

1979 (11-5)

Tom Landry, Head Coach

9/2	W	22	St. Louis (50,855)21
9/9	W	21	San Francisco (56,728)13
9/16	W	*24	Chicago (64,056)20
9/24	L	*7	Cleveland (80,123)26
9/30	W	*38	Cincinnati (63,179)13
10/7	W	36	Minnesota (47,572)20
10/14	W	*30	Los Angeles (64,462) 6
10/21	W	*22	St. Louis (64,300)13
10/28	L	*3	Pittsburgh (50,199)14
11/4	W	16	N.Y. Giants (76,490)14
11/12	L	*21	Philadelphia (62,417)31
11/18	L	20	Washington (55,031)34
11/22	L	*24	Houston (63,897)30
12/2	W	*28	N.Y. Giants (63,787) 7
12/8	W	24	Philadelphia (71,434)17
12/16	W	*35	Washington (62,867)34
		371		313

1979 DIVISIONAL PLAYOFF

(Dallas)

12/30	L	19	Los Angeles (64,792)21
-------	---	----	----------------------	---------

1980 (12-4)

Tom Landry, Head Coach

9/8	W	17	Washington (55,045) 3
9/14	L	20	Denver (74,919)41
9/21	W	*28	Tampa Bay (62,750)17
9/28	W	28	Green Bay (54,776) 7
10/5	W	*24	N.Y. Giants (59,126) 3
10/12	W	*59	San Francisco (63,399)14
10/19	L	10	Philadelphia (70,696)17
10/26	W	*42	San Diego (60,639)31
11/2	W	27	St. Louis (50,701)24
11/9	L	35	N.Y. Giants (68,343)38
11/16	W	*31	St. Louis (52,567)21
11/23	W	*14	Washington (58,809)10
11/27	W	*51	Seattle (57,540) 7
12/7	W	19	Oakland (53,194)13
12/15	L	14	Los Angeles (65,154)38
12/21	W	*35	Philadelphia (62,548)27
		454		311

1980 NFC WILD CARD GAME

(Dallas)

12/28	W	34	Los Angeles (64,533)13
-------	---	----	----------------------	---------

1980 DIVISIONAL PLAYOFF

(Atlanta)

1/4/81	W	30	Atlanta (60,022)27
--------	---	----	------------------	---------

1980 NFC CHAMPIONSHIP GAME

(Philadelphia)

1/11/81L	7	Philadelphia (70,696)20
----------	---	-----------------------	---------

1981 (12-4)

Tom Landry, Head Coach

9/6	W	26	Washington (55,045)10
9/13	W	*30	St. Louis (63,602)17
9/21	W	35	New England (60,311)21
9/27	W	*18	N.Y. Giants (63,449)10

10/4	L	17	St. Louis (49,777)20
10/11	L	14	San Francisco (57,574)45
10/18	W	*29	Los Angeles (64,649)17
10/25	W	*28	Miami (64,221)27
11/1	W	17	Philadelphia (72,111)14
11/9	W	*27	Buffalo (62,583)14
11/15	L	24	Detroit (79,694)27
11/22	W	*24	Washington (64,583)10
11/26	W	*10	Chicago (63,499) 9
12/6	W	37	Baltimore (54,871)13
12/13	W	*21	Philadelphia (64,955)10
12/19	L	10	N.Y. Giants (73,009) (OT)13
		367		277

1981 DIVISIONAL PLAYOFF

(Dallas)

1/2/82	W	38	Tampa Bay (64,848) 0
--------	---	----	--------------------	---------

1981 NFC CHAMPIONSHIP GAME

(San Francisco)

1/10/82L	27	San Francisco (60,525)28
----------	----	------------------------	---------

1982 (6-3)

Tom Landry, Head Coach

9/13	L	*28	Pittsburgh (63,431)36
9/19	W	24	St. Louis (50,705) 7
			Minnesota-canceled	
			*N.Y. Giants-canceled	
			*Washington-canceled	
			Philadelphia-canceled	
			Cincinnati-canceled	
			N.Y. Giants-canceled	
			*St. Louis-canceled	
			San Francisco-canceled	

11/21	W	*14	Tampa Bay (49,578) 9
11/25	W	*31	Cleveland (46,267)14
12/5	W	24	Washington (54,633)10
12/13	W	37	Houston (51,808) 7
12/19	W	*21	New Orleans (64,506) 7
12/26	L	*20	Philadelphia (46,199)24
1/3/83	L	27	Minnesota (60,007)31
		226		145

1982 SUPER BOWL TOURNAMENT

(Dallas)

1/9/83	W	30	Tampa Bay (65,042)17
--------	---	----	--------------------	---------

1982 SUPER BOWL TOURNAMENT

(Dallas)

1/16/83	W	37	Green Bay (63,972)26
---------	---	----	--------------------	---------

1982 NFC CHAMPIONSHIP GAME

(Washington)

1/22/83	L	17	Washington (55,045)31
---------	---	----	---------------------	---------

1983 (12-4)

Tom Landry, Head Coach

9/5	W	31	Washington (55,045)30
9/11	W	34	St. Louis (48,532)17
9/18	W	*28	N.Y. Giants (62,347)13
9/25	W	*21	New Orleans (62,136)20
10/2	W	37	Minnesota (60,774)24
10/9	W	*27	T. Bay (63,308) (OT)24
10/16	W	*37	Philadelphia (63,070) 7
10/23	L	*38	L.A. Raiders (64,991)40
10/30	W	38	N.Y. Giants (76,142)20
11/6	W	27	Philadelphia (71,236)20
11/13	L	23	San Diego (46,192)24
11/20	W	*41	Kansas City (64,103)21
11/24	W	*35	St. Louis (60,764)17
12/4	W	35	Seattle (63,352)10
12/11	L	*10	Washington (65,074)31
12/19	L	17	San Francisco (59,957)42
		479		360

1983 NFC WILD CARD GAME

(Dallas)

12/26	L	17	L.A. Rams (43,521)24
-------	---	----	--------------------	---------

1984 (9-7)

		Tom Landry, Head Coach	
9/3	W	20	L.A. Rams (65,403) 13
9/9	L	7	N.Y. Giants (75,921) 28
9/16	W	*23	Philadelphia (64,521) 17
9/23	W	*20	Green Bay (64,222) 6
9/30	W	*23	Chicago (63,623) 14
10/7	L	*20	St. Louis (61,438) 31
10/14	L	14	Washington (55,431) 34
10/21	W	*30	N. Orleans (50,966) (OT) 27
10/28	W	*22	Indianapolis (58,724) 3
11/4	L	*7	N.Y. Giants (60,235) 19
11/11	W	24	St. Louis (48,721) 17
11/18	L	3	Buffalo (74,391) 14
11/22	W	*20	New England (55,341) 17
12/2	W	26	Philadelphia (66,322) 30
12/9	L	*28	Washington (64,286) 30
12/17	L	21	Miami (74,139) 28
		308	308

1985 (10-6)

		Tom Landry, Head Coach	
9/9	W	*44	Washington (62,292) 14
9/15	L	21	Detroit (72,985) 26
9/22	W	*20	Cleveland (61,456) 7
9/29	W	17	Houston (49,686) 10
10/6	W	30	N.Y. Giants (74,981) 29
10/13	W	*27	Pittsburgh (62,932) 13
10/20	L	14	Philadelphia (70,114) 16
10/27	W	*24	Atlanta (57,941) 10
11/4	L	10	St. Louis (49,347) 21
11/10	W	13	Washington (55,750) 7
11/17	L	*0	Chicago (63,855) 44
11/24	W	*34	Philadelphia (54,047) 17
11/28	W	*35	St. Louis (54,125) 17
12/8	L	24	Cincinnati (56,936) 50
12/15	W	*28	N.Y. Giants (62,310) 21
12/22	L	16	San Francisco (60,114) 31
		357	333

1985 DIVISIONAL PLAYOFF (Los Angeles)

1/4/86	L	0	L.A. Rams (66,351) 20
--------	---	---	-----------------------------

1986 (7-9)

		Tom Landry, Head Coach	
9/8	W	*31	N.Y. Giants (59,804) 28
9/14	W	31	Detroit (73,812) 7
9/21	L	*35	Atlanta (62,880) 37
9/29	W	31	St. Louis (49,077) 7
10/5	L	14	Denver (76,082) 29
10/12	W	*30	Washington (63,264) 6
10/19	W	17	Philadelphia (68,572) 14
10/26	W	*37	St. Louis (60,756) 6
11/2	L	14	N.Y. Giants (74,871) 17
11/9	L	*13	L.A. Raiders (61,706) 17
11/16	W	24	San Diego (55,622) 21
11/23	L	14	Washington (55,642) 41
11/27	L	*14	Seattle (58,023) 31
12/7	L	10	L.A. Rams (64,949) 29
12/14	L	*21	Philadelphia (46,117) 23
12/21	L	*10	Chicago (57,256) 24
		346	337

1987 (7-8)

		Tom Landry, Head Coach	
9/13	L	13	St. Louis (47,241) 24
9/20	W	16	N.Y. Giants (73,426) 14
9/27			Buffalo — cancelled
10/4	W	38	N.Y. Jets (12,370) 24
10/11	W	*41	Philadelphia (40,622) 22

10/19	L	*7	Washington (60,415) 13
10/25	L	20	Philadelphia (61,630) 37
11/2	W	*33	N.Y. Giants (55,730) 24
11/8	L	17	Detroit (45,325) 27
11/15	W	23	New England (60,567) OT 17
11/22	L	*14	Miami (56,519) 20
11/26	L	*38	Minnesota (54,229) OT 44
12/6	L	*10	Atlanta (40,103) 21
12/13	L	20	Washington (54,882) 24
12/21	W	29	L.A. Rams (60,700) 21
12/27	W	*21	St. Louis (36,788) 16
		340	348

All-Time Preseason Results

Dal. Opp.

1960 (1-5)

10	San Francisco (22,000)	@Seattle	16
13	St. Louis (14,000)	@ San Antonio	20
10	Baltimore (40,000)	@Dallas	14
14	New York (10,663)	@Louisville	3
14	Los Angeles (13,500)	@Pendleton	49
23	Green Bay (20,121)	@ Minn.	28

1961 (2-3)

38	Minnesota (4,954)	@ Sioux Falls	13
7	Green Bay (30,000)	@ Dallas	30
10	N.Y. (21,500)	@ Albuquerque	28
35	Baltimore (19,000)	@ Norman	24
10	S.F. (22,130)	@Sacramento	24

1962 (0-5)

7	Green Bay (54,500)	@ Dallas	31
24	Detroit (77,683)	@ Cleveland	35
10	Baltimore (14,000)	@ Roanoke	24
7	S.F. (20,000)	@ Sacramento	26
26	Minnesota (12,500)	@ Atlanta	45

1963 (3-2)

17	Los Angeles (70,675)	@ L.A.	14
10	Green Bay (53,121)	@ Dallas	31
17	Los Angeles (29,349)	@ Portland	20
37	S.F. (9,927)	@ Bakersfield	24
27	Detroit (51,218)	@ New Orleans	17

1964 (1-4)

6	Los Angeles (57,450)	@ L.A.	17
34	S.F. (24,679)	@ Portland	23
16	Los Angeles (30,565)	@ Portland	25
3	Green Bay (60,057)	@ Dallas	35
6	Chicago (35,000)	@ New Orleans	21

1965 (2-3)

0	Los Angeles (31,579)	@ L.A.	9
7	S.F. (24,837)	@ Portland	27
21	Green Bay (67,954)	@ Dallas	12
17	Minn. (41,500)	@ Birmingham	57
34	Chicago (33,525)	@ Tulsa	21

Dal. Opp.

1966 (5-0)

- 24 San Francisco (28,899) @ S.F. 13
- 20 Los Angeles (44,217) @ L.A. 10
- 21 Green Bay (75,504) @ Dallas 3
- 20 Detroit (31,250) @ Tulsa 10
- 28 Minnesota (58,316) @ Dallas 24

1967 (2-3)

- 6 Los Angeles (57,595) @ L.A. 20
- 30 San Francisco (31,212) @ S.F. 24
- 3 Green Bay (78,087) @ Dallas 20
- 30 Houston (53,125) @ Houston 17
- 7 Baltimore (58,492) @ Dallas 33

1968 (3-3)

- 24 Chicago (14,578) @ Canton 30
- 16 San Francisco (27,530) @ S.F. 14
- 42 Los Angeles (64,978) @ L.A. 10
- 27 Green Bay (72,014) @ Dallas 31
- 33 Houston (52,289) @ Houston 19

1969 (4-2)

- 17 Los Angeles (87,381) @ L.A. 24
- 20 San Francisco (33,894) @ S.F. 17
- 31 Green Bay (73,764) @ Dallas 13
- 14 Houston (55,310) @ Houston 11
- 25 N. Y. Jets (74,771) @ Dallas 9
- 7 Baltimore (58,975) @ Dallas 23

1970 (1-5)

- 20 San Diego (39,392) @ San Diego 10
- 10 Los Angeles (64,646) @ L.A. 17
- 34 Green Bay (72,389) @ Dallas 35
- 21 Houston (46,548) @ Houston 37
- 0 Kansas City (69,055) @ Dallas 13
- 21 New York Jets (55,297) @ Dallas 29

1971 (6-0)

- 45 Los Angeles (87,187) @ L.A. 21
- 36 New Orleans (73,560) @ Dallas 21
- 16 Cleveland (69,099) @ Dallas 15
- 28 Houston (49,078) @ Houston 20
- 27 Baltimore (22,291) @ Baltimore 14
- 24 Kansas City (74,035) @ Dallas 17

1972 (6-1)

- 20 College All-Stars (54,162) @ Chi. 7
- 26 Houston (65,405) @ Dallas 24
- 27 Los Angeles (66,051) @ L.A. 13
- 30 New Orleans (81,070) @ N.O. 7
- 34 N. Y. Jets (65,386) @ Dallas 27
- 10 Kansas City (79,592) @ K.C. 20
- 16 Oakland (62,607) @ Dallas 10

1973 (4-2)

- 24 Los Angeles (75,461) @ L.A. 7
- 26 Oakland (53,723) @ Oakland 27
- 24 New Orleans (61,022) @ Dallas 14
- 24 Houston (46,942) @ Houston 27
- 27 Kansas City (57,468) @ Dallas 16
- 26 Miami (61,378) @ Dallas 23

1974 (3-3)

- 7 Oakland (41,049) @ Oakland 27
- 13 Los Angeles (46,468) @ L.A. 6
- 19 Houston (53,148) @ Dallas (OT) 13
- 7 N. Orleans (56,563) @ N. Orleans 16
- 25 Kansas City (43,492) @ Dallas 16
- 15 Pittsburgh (43,900) @ Dallas 41

1975 (2-4)

- 7 Los Angeles (62,843) @ L.A. 35
- 20 Kansas City (35,630) @ K.C. 26
- 13 Minnesota (45,395) @ Dallas 16
- 17 Houston (46,951) @ Houston 14
- 20 Oakland (39,562) @ Dallas 31
- 17 Pittsburgh (43,186) @ Dallas 16

Dal. Opp.

1976 (3-3)

- 14 Oakland (52,391) @ Oakland 17
- 14 Los Angeles (60,158) @ L.A. 26
- 9 Denver (54,567) @ Dallas 13
- 36 Detroit (30,340) @ Memphis 16
- 20 Pittsburgh (64,264) @ Dallas 10
- 26 Houston (58,844) @ Dallas (OT) 20

1977 (3-3)

- 34 San Diego (59,504) @ Dallas 14
- 17 Seattle (58,789) @ Seattle (OT) 23
- 14 Miami (56,820) @ Dallas 20
- 23 Baltimore (54,835) @ Dallas 21
- 14 Houston (49,777) @ Houston 23
- 30 Pittsburgh (49,824) @ Dallas 0

1978 (3-1)

- 41 San Francisco (63,736) @ Dallas 24
- 21 Denver (74,619) @ Denver 14
- 13 Houston (62,242) @ Dallas 27
- 16 Pittsburgh (59,747) @ Dallas 13

1979 (3-2)

- 13 Oakland (20,648) @ Canton, O. 20
- 7 Denver (61,192) @ Dallas 6
- 17 Seattle (59,803) @ Seattle 27
- 16 Houston (62,803) @ Dallas 13
- 16 Pittsburgh (64,543) @ Dallas 14

1980 (3-1)

- 17 Green Bay (54,876) @ Dallas 14
- 19 Los Angeles (63,283) @ Anaheim 16
- 20 Houston (63,658) @ Dallas 13
- 10 Pittsburgh (62,795) @ Dallas 31

1981 (2-2)

- 17 Green Bay (55,987) @ Dallas 21
- 21 Los Angeles (61,459) @ Anaheim 33
- 24 Pittsburgh (63,504) @ Dallas 14
- 28 Houston (63,799) @ Dallas 20

1982 (3-1)

- 10 Buffalo (48,612) @ Dallas 14
- 26 San Diego (49,182) @ San Diego 16
- 36 New England (50,113) @ Dallas 21
- 20 Houston (60,150) @ Dallas 14

1983 (3-1)

- 20 Miami (46,826) @ Dallas 17
- 30 L.A. Rams (54,268) @ L. Angeles 7
- 7 Pittsburgh (62,164) @ Dallas 24
- 34 Houston (54,363) @ Dallas 31

1984 (3-1)

- 31 Green Bay (43,371) @ Dallas 17
- 24 San Diego (50,740) @ San Diego 13
- 10 Pittsburgh (55,658) @ Dallas 20
- 31 Houston (53,877) @ Dallas 24

1985 (4-0)

- 27 Green Bay (41,847) @ Dallas 3
- 27 San Diego (48,596) @ San Diego (OT) 24
- 15 Chicago (49,540) @ Dallas 13
- 20 Houston (53,812) @ Dallas 10

1986 (0-5)

- 6 Chicago (82,699) @ London 17
- 0 San Diego (47,744) @ San Diego 20
- 19 L.A. Raiders (52,153) @ Los Angeles 24
- 28 Pittsburgh (54,299) @ Dallas 41
- 14 Houston (62,239) @ Dallas 17

1987 (1-3)

- 0 San Diego (48,020) @ San Diego 39
- 13 San Francisco (57,598) @ San Francisco 3
- 10 L.A. Raiders (46,666) @ Dallas 34
- 13 Houston (47,043) @ Dallas 18

Ring of Honor

The Cowboys honor former players who made outstanding contributions to the club by inducting them into the Ring of Honor at Texas Stadium. Their names and the years they played are prominently displayed in silver on the wall below the press box at Texas Stadium. Members of the Cowboys' Ring of Honor:

BOB LILLY, defensive tackle, 1961-74. Nicknamed "Mr. Cowboy," Bob Lilly was the franchise's first draft choice in 1961, the first name in the Ring of Honor in 1975 and its first inductee into the Pro Football Hall of Fame in 1979. A seven-time All-Pro, Lilly was named to a club-record 11 Pro Bowls. He was a two-time All-SWC pick and an All-America at Texas Christian University before being drafted by Dallas.

DON MEREDITH, quarterback, 1960-68. Don Meredith led the Cowboys to their first winning season and their first NFL Championship Game in 1966. Signed by Clint Murchison, Jr., before Dallas was granted its NFL franchise, "Dandy Don" played in two Pro Bowls and was named NFL player of the year in 1966. A two-time All-America at SMU, Don's name was added to the Cowboys' Ring of Honor in 1976.

DON PERKINS, running back, 1961-68. Don Perkins was the first Cowboys player to rush for more than 6,000 yards. A six-time Pro Bowl selection, Perkins finished among the top ten NFL rushers in each of his eight seasons. He was named NFL rookie of the year in 1961 and All-Pro in 1962. Perkins was signed before Dallas was granted its NFL franchise. A three-time All-Sky-line pick at New Mexico, he was inducted into the Ring of Honor in 1976.

CHUCK HOWLEY, linebacker, 1961-72. When Chuck Howley retired in 1973, Tom Landry said "I don't know that I've seen anybody better at linebacker than Howley." A six-time All-Pro, Howley was the most valuable player in Super Bowl V. The Cowboys traded for Howley, who was drafted by Chicago in 1958. He was All-America center at West Virginia. A six-time Pro Bowl selection, Howley was added to the Ring of Honor in 1977.

MEL RENFRO, defensive back, 1964-77. Mel Renfro was named to the Pro Bowl his first ten seasons in the NFL. He is the club's all-time interceptor with 52 and kickoff returner with a 26.4-yard career average. Renfro was drafted in the second round in 1964 after a career as an All-America halfback and world class sprinter at Oregon. A five-time All-Pro, Renfro was inducted into the Cowboys' Ring of Honor in 1981.

ROGER STAUBACH, quarterback, 1969-79. Roger Staubach led the Cowboys to six NFC Championship Games, four Super Bowls and two Super Bowl titles. A great clutch performer, Staubach led Dallas to comeback victories 23 times, 14 in the last two minutes or overtime. A five-time Pro Bowler, he was drafted by Dallas in 1964 after winning the Heisman Trophy and Maxwell Award at the Naval Academy. Inducted into the Ring of Honor in 1983, Roger was elected to the Pro Football Hall of Fame in 1985.

Silver Season All-Time Team 1960-1984

As part of the Dallas Cowboys' 25th anniversary celebration in 1984, fans voted for the club's all-time team.

OFFENSE

- QB 12 Roger Staubach (1969-79)
 17 Don Meredith (1960-68)
 RB 33 Tony Dorsett (1977-87)
 32 Walt Garrison (1966-74)
 43 Don Perkins (1961-68)
 C 62 John Fitzgerald (1971-80)
 G 76 John Niland (1966-74)
 68 Herb Scott (1975-84)
 T 73 Ralph Neely (1965-77)
 70 Rayfield Wright (1967-79)
 TE 89 Billy Joe DuPree (1973-83)
 WR 88 Drew Pearson (1973-83)
 22 Bob Hayes (1965-74)
 K 1 Rafael Septien (1978-86)
 P 11 Danny White (1976-87)

DEFENSE

- DE 72 Ed Jones (1974-87)
 79 Harvey Martin (1973-83)
 DT 74 Bob Lilly (1961-74)
 54 Randy White (1975-87)
 LB 55 Lee Roy Jordan (1963-76)
 54 Chuck Howley (1961-72)
 50 D. D. Lewis (1968-81)
 CB 20 Mel Renfro (1964-77)
 24 Everson Walls (1981-87)
 34 Cornell Green (1962-74)
 S 41 Charlie Waters (1970-81)
 43 Cliff Harris (1970-79)



"Blueprint For Victory"

The NFL Films production of "Blueprint For Victory," the new Cowboys highlights film, is available to groups free of charge from the Cowboys or GTE.

The 30-minute, 16mm sound and color movie tells the story of the Cowboys' 1987 season and looks ahead with Coach Tom Landry to the team's prospects for 1988.

"Blueprint for Victory" is the 22nd consecutive Cowboys highlights film produced and directed by Bob Ryan, vice president and editor in chief of NFL Films, based in Mt. Laurel, N.J., outside Philadelphia.

"Blueprint for Victory" is sponsored by GTE and may be obtained on film or videotape by calling the Cowboys at 214/556-9900 or GTE at 659-5858.

Historical Highlights

1960

NFL FRANCHISE — Clint Murchison, Jr., and Bedford Wynne were awarded an expansion franchise in the NFL at the annual league meeting in Miami Beach, Fla. The Cowboys were to play as a "swing" team, playing every other team one time during the first season, although listed in the Western Conference standings (January 28).

COWBOYS STOCKED — A player pool was set up in a league meeting at L.A., with each of 12 NFL teams freezing 25 names on its roster and the Cowboys allowed to pick three from each team for a total of 36 veterans. Dallas, once given the list, had to select its 36 players within 24 hours (March 13).

TRAINING STARTS — Rookies report to first Cowboys camp at Pacific U., in Forest Grove, Oregon (July 9).

FIRST PRE-SEASON GAME — The Cowboys, less than six months in existence, get their first test and drop a 16-10 pre-season game to San Francisco in Seattle (August 6).

FIRST HOME GAME — In their Dallas debut, in the Salesmanship Club pre-season game, the Cowboys led the world champion Baltimore Colts into the final minute before a 62-yard pass from Johnny Unitas to Lenny Moore gave the Colts a 14-10 victory (August 19).

FIRST VICTORY — In a preseason game at Louisville, Ky., the Cowboys beat New York's Giants, 14-3, with Frank Clarke catching touchdown passes of 73 yards (Eddie LeBaron) and 74 yards (Don Meredith) (August 27).

FIRST LEAGUE GAME — In their first league game, Dallas fell to Pittsburgh, 35-28, with Bobby Layne leading a fourth-period Steeler rally (Sept. 24, Saturday night).

STREAK SNAPPED — Dallas snaps a 20-game loss streak by tying New York, 31-31, at Yankee Stadium (Dec. 4).

1961

TRAINING STARTS — Rookies launch training at new campsite — St. Olaf College in Northfield, Minn. (July 9).

FIRST LEAGUE WIN — Scoring ten points in the final 56 seconds, the Cowboys score their first NFL victory, 27-24, over Pittsburgh in the '61 league opener in the Cotton Bowl. Allen Green's 27-yard field goal on the game's final play won it before 23,500 (Sept. 17).

1962

TRAINING STARTS — Team begins training at new campsite — Northern Michigan College in Marquette, Mich. (July 13).

PENALTY HISTORY — For the first time in anyone's memory in an NFL game, points were awarded for a penalty. The Cowboys were detected holding in the end zone on a 99-yd. TD pass from LeBaron to Clarke, and Pittsburgh was awarded a safety. The Steelers eventually won, 30-28 (Sept. 23).

100-YARD FIRSTS — Cowboys' Amos Marsh returned a kickoff 101 yards and Mike Gaechter returned a pass interception 100 yards, both plays for fourth-quarter TDs in a 41-19 win over Philadelphia in Dallas. It was the first time in NFL history that two 100-yard runs had been made in the same game, much less by the same team in the same quarter. (Oct. 14).

1963

SHIFT TO KANSAS CITY — The rival Dallas Texans of the AFL announce they are moving the franchise to Kansas City (Feb. 8).

CALIFORNIA TRAINING SITE — The Cowboys open training at California Lutheran College in Thousand Oaks, Calif. (July 12).

HOWTON SETS RECORD — Bill Howton broke Don Hutson's all-time receiving mark with a 14-yard catch against Washington (there). Hutson's record was 7,991 yards and the catch gave Howton an even 8,000 yards (Sept. 29).

1964

LANDRY CONTRACT — With one year to go on his original contract, Tom Landry is signed to a ten-year extension, in effect giving him an 11-year pact, possibly the longest in major pro sports history (Feb. 5).

1965

FIRST SELLOUT — An overflow crowd of 76,251 jams the Cotton Bowl for the Cleveland game, notching the team's first home sellout. Cleveland won, 24-17 (Nov. 21).

1966

PLAYOFF BOWL — After defeating New York, 38-20, in the season finale (and winning five of their last seven games) to get into the Playoff Bowl at Miami, the Cowboys fall to Baltimore, 35-3 (Jan. 15).

MERGER — Peace comes to pro football with Cowboys GM Tex Schramm completing two months of negotiations with AFL's Lamar Hunt, merging the two leagues under the NFL banner (June 8).

SCHRAMM ELEVATED — Texas E. Schramm, Vice-President and General Manager of the Cowboys from the beginning, was named President of the club by owner Clint Murchison, Jr., who retained the title of Chairman of the Board.

NEELY CASE SOLVED — Dallas and Houston reached agreement in the Ralph Neely case. Neely remained with Dallas with Houston receiving the Cowboys Nos. 1, 2 and two fifth place picks in the 1967 draft (Nov. 17).

THE CHAMPIONSHIP — The Cowboys won their first championship, capturing the Eastern Conference title with a 10-3-1 record, but lost the NFL Championship Game to Green Bay, 34-27.

1967

TEXAS STADIUM — On Dec. 23, owner Clint Murchison, Jr., formally announced plans to build Texas Stadium in suburban Irving. The stadium, to be financed through a bond-option plan, would be ready for the 1970 season. The stadium would seat a minimum of 58,000.

SECOND CHAMPIONSHIP — Under the NFL's new format, the Cowboys easily won the Capitol Division and defeated Cleveland, Century Division winner, 52-14, in the Cotton Bowl for the Eastern conference championship. However, on Dec. 31 in Green Bay, the Cowboys lost their second bid for an NFL title, falling to the Packers, 21-17, in the 13 degree below weather.

1968

WIN CAPITOL — For the second straight year the Cowboys won the Capitol Division, but for the first time in three years the Cowboys did not win the Eastern Championship, being upset at Cleveland, 31-20, on December 21st. Dallas won the Runner-Up Bowl over Minnesota, 17-13.

1969

TEXAS STADIUM — Ground was broken for Texas Stadium in suburban Irving on January 25, and on June 29 Bert Rose was named general manager of the stadium.

ORIGINALS RETIRE — An era ended for the Cowboys in July. On July 5th at a press conference in Dallas, quarterback Don Meredith, the last of the original Cowboys, announced his retirement. Then, on July 18th, the day the veterans were to report to training camp, all-time rushing great Don Perkins officially retired.

REPEAT CAPITOL WINS — Once again the Cowboys rolled to the Capitol Division Championship with an 11-2-1 season. However, the Cowboys failed to win the Eastern Championship when on Dec. 28, the Cowboys lost to Cleveland, 38-14, in the Cotton Bowl.

1970

FIVE STRAIGHT PLAYOFFS — The Cowboys won their last five games to finish 10-4, claim the Eastern Division championship and make the playoffs for the fifth year in a row. They defeated Detroit, 5-0, in the opening round to get a shot at the National Conference championship.

FIRST NFC TITLE — The Cowboys captured the biggest prize of their 11-year history on Jan. 3 when they downed San Francisco, 17-10, for the NFC crown. A 16-13 loss to Baltimore in the Super Bowl Jan. 17 left Dallas with one major goal still unrealized.

1971

TEXAS STADIUM — The Cowboys opened a new era in their sparkling Irving, Tex., home with a 44-21 victory over the New England Patriots on October 24. Duane Thomas scored the first touchdown in the new stadium, a 56-yard run just two minutes and 16 seconds after the opening kickoff. Attendance was 65,708.

SIX STRAIGHT PLAYOFFS — The Cowboys won their last seven games to finish 11-3, claim the Eastern Division championship and make the playoffs for the sixth year in a row. They defeated Minnesota, 20-12, in the opening round.

SECOND NFC TITLE — For the second consecutive year, the Cowboys met the San Francisco 49ers in the National Conference showdown. This time Dallas won, 14-3, to qualify for its second straight Super Bowl.

FIRST WORLD CHAMPIONSHIP — The Cowboys downed the Miami Dolphins, 24-3, to win Super Bowl VI in New Orleans on Jan. 16. It was the 10th victory in a row for Dallas as Roger Staubach passed for two touchdowns and was named the game's Most Valuable Player.

1972

FIRST 1,000-YARD BACK — Calvin Hill became the first Dallas player to rush for 1,000 yards when he gained 111 on Dec. 9 against the Washington Redskins in Texas Stadium. Hill wound up with 1,036 yards for the season on a record 245 carries.

SEVEN STRAIGHT PLAYOFFS — The Cowboys qualified for the NFL playoffs a record seventh consecutive year, their 10-4 record earning them the National Conference Wild Card berth. Roger Staubach passed for two touchdowns in the last 1½ minutes to give the Cowboys a 30-28 victory at San Francisco in the first round. Then, at Washington on New Year's Eve, Dallas was foiled in its bid for a third straight NFL title when the Redskins won, 26-3.

1973

100 VICTORIES — The Cowboys and Coach Tom Landry recorded their 100th victory with a 40-3 Texas Stadium win over the New Orleans Saints on Sept. 24. Landry, the only head coach the Cowboys have had, ended the season with a career mark of 108-80-6 to rank ninth on the list of the NFL's all-time winningest coaches.

EIGHT STRAIGHT PLAYOFFS — The Cowboys regained the NFC Eastern Division title with a 10-4 record and broke their own NFL record by reaching the playoffs for the eighth year in a row. Dallas defeated Western Division champion Los Angeles in the first round, 27-16, but fell to Central Division winner Minnesota in the NFC Championship Game, 27-10.

1974

FIRST TOP DRAFT CHOICE — For the first time in their history, the Cowboys had the very first choice in the NFL college draft. The No. 1 pick came to Dallas from Houston in exchange for Tody Smith and Billy Parks. The Cowboys selected Ed "Too Tall" Jones, a 6-9, 260-pound defensive end from Tennessee State.

PLAYOFFS MISSED — The Cowboys' record-breaking string of eight straight years in the NFL playoffs was broken when the club's 8-6 record failed to qualify.

1975

LILLY HONORED — "Mr. Cowboy" was honored on Bob Lilly Day at Texas Stadium at halftime of the Philadelphia game on Nov. 23. It was the first such recognition ever given to a Dallas player. Lilly never missed a game in 14 years with the Cowboys, earning All-Pro honors seven times at defensive tackle before retiring prior to the '75 season.

TEN STRAIGHT WINNING SEASONS — The Cowboys' 10-4 record earned them the NFC Wild Card berth in the playoffs. The composite record over 10 straight winning seasons was 101-37-2.

THIRD NFC TITLE — After shocking Minnesota in the first round, 17-14 on Roger Staubach's 50-yard "Hail Mary" pass to Drew Pearson, the Cowboys traveled to Los Angeles for the NFC showdown. Staubach threw four touchdown passes, three to Preston Pearson, and Dallas won, 37-7. Pittsburgh won Super Bowl X on Jan. 18 in Miami, 21-17.

1976

MEREDITH, PERKINS HONORED — Former Cowboys greats Don Meredith and Don Perkins joined Bob Lilly in the "Ring of Honor" at Texas Stadium during halftime ceremonies at the New York Giants game on Nov. 7.

ELEVEN STRAIGHT WINNING SEASONS — The Cowboys won the NFC Eastern Division title with their 11-3 record, giving them their 11th straight winning season and 10th playoff berth in that period. A 14-12 first round loss to Los Angeles — the first time Dallas had lost in the first round under the current playoff setup — ended the season.

1977

HOWLEY HONORED — Former All-Pro linebacker Chuck Howley, a Cowboy from 1961 through 1973, became the fourth member of the Ring of Honor. Howley was honored during ceremonies at halftime of the Detroit Lions game on Oct. 30.

TWELVE STRAIGHT WINNING SEASONS — Getting off to an 8-0 start, their best ever, the Cowboys rolled to a 12-2 record, the championship of the NFC East, and their 12th consecutive winning season. They opened their 11th visit to the playoffs in those 12 years with a 37-7 first-round victory over the Chicago Bears at Texas Stadium.

FOURTH NFC TITLE — Dallas crushed the Minnesota Vikings at Texas Stadium, 23-6, for National Conference crown No. 4 and the right to meet the Denver Broncos in Super Bowl XII.

SECOND WORLD CHAMPIONSHIP — The Cowboys stopped the Denver Broncos, 27-10, to win Super Bowl XII in New Orleans on January 15, 1978. In the process, Dallas tied Minnesota for most Super Bowl appearances (four) and Green Bay, Miami and Pittsburgh for most Super Bowl victories (two). Defensive linemen Harvey Martin and Randy White were named co-Most Valuable Players in the game.

1978

THIRTEEN STRAIGHT WINNING SEASONS — After a mediocre 6-4 start, the Cowboys won six straight games to finish the expanded regular season with a 12-4 record and their 10th division crown. It marked the Cowboys' 13th consecutive winning season and 12th trip to the playoffs in that span. Dallas rallied to beat Atlanta 27-20 in a divisional playoff at Texas Stadium, sending the Cowboys to their seventh NFC championship game in the past nine years.

FIFTH NFC TITLE — Dallas shut out the Rams in Los Angeles 28-0 in the National Conference title game to advance to the Super Bowl a record fifth time, including three of the last four. In the first Super Bowl rematch, Pittsburgh edged the Cowboys 35-31 for the NFL championship on Jan. 21 in Miami's Orange Bowl.

1979

TWENTIETH ANNIVERSARY — The Cowboys celebrated their 20th anniversary season at halftime of the St. Louis Cardinals game at Texas Stadium on Oct. 21. Stars from each of those 20 seasons plus Coach Tom Landry were introduced during the halftime ceremonies.

FOURTH STRAIGHT NFC EAST TITLE — Rallying from a mid-season slump, the Cowboys won their final three games to finish with an 11-5 record, their 11th division championship, including the past four NFC East titles, and 14th consecutive winning season. The Cowboys made their 13th trip to the playoffs in those 14 years, but were eliminated by Los Angeles 21-19 in a divisional playoff at Texas Stadium.

1980

STAUBACH RETIRES — At a press conference at Texas Stadium on March 31, quarterback Roger Staubach announced his retirement after 11 record-breaking years with the Cowboys. Staubach held all major Cowboys' passing records and was the all-time leading NFL passer.

LILLY ENTERS HALL OF FAME — Bob Lilly, a seven-time All-Pro defensive tackle in his 14-year career with the Cowboys from 1961-74, became the first Cowboys' only player to be inducted into the Pro Football Hall of Fame. Enshrined along with Lilly on Aug. 2 at Canton, Ohio, were Herb Adderley, who played for the Cowboys from 1970-72, Jim Otto and Deacon Jones.

FIFTEEN STRAIGHT WINNING SEASONS — Behind new starting quarterback Danny White, the Cowboys rolled to their 15th consecutive winning season with a surprising 12-4 record, tied for best in the league with Philadelphia and Atlanta. The Cowboys lost the NFC East title to Philadelphia on a tie-breaker, but entered the playoffs for the 14th game in 15 years, this time as a wild card team. The Cowboys beat Los Angeles 34-13 at Texas Stadium in the NFC Wild Card Game and rallied past the Falcons at Atlanta 30-27 to advance to the NFC Championship Game at Philadelphia. But the Cowboys lost 20-7 in their bid for a sixth Super Bowl appearance.

LANDRY'S 200th VICTORY — Tom Landry joined George Halas and Curly Lambeau as the only coaches with 200 NFL victories when the Cowboys beat Los Angeles 34-13 on Dec. 28 at Texas Stadium in the NFC Wild Card Game, raising Landry's record to 200-119-6, counting regular season and playoff games.

1981

RENFRO HONORED — Former All-Pro defensive back Mel Renfro, the Cowboys' all-time leading pass interceptor, became the fifth member of the Cowboys' Ring of Honor. Renfro, who played for Dallas from 1964 through 1977, was honored during halftime ceremonies of the Cowboys-Miami Dolphins game at Texas Stadium Oct. 25.

TWELFTH DIVISION CHAMPIONSHIP — The Cowboys regained the NFC Eastern Division Championship, their 12th division title since 1966, with a 12-4 record and tied Oakland's NFL mark of 16 consecutive winning seasons. Entering the

playoffs for the 15th time in that span, the Cowboys advanced to the NFC Championship Game for the ninth time in 12 years by routing Tampa Bay 38-0 at Texas Stadium. But for the second year in a row Dallas lost the conference title game. San Francisco scored a last-minute touchdown at Candlestick Park to edge the Cowboys 28-27 for a berth in Super Bowl XVI.

1982

200TH REGULAR-SEASON VICTORY — The Cowboys beat Washington 24-10 at RFK Stadium on Dec. 5 for the club's and Coach Tom Landry's 200th regular-season victory.

SEVENTEEN STRAIGHT WINNING SEASONS — The Cowboys finished the strike-shortened regular season with a 6-3 record to establish an NFL record of 17 consecutive winning seasons. Entering the playoffs for a record-tying eighth straight year and for the 16th time in 17 years, the Cowboys beat Tampa Bay 30-17 and Green Bay 37-26, both at Texas Stadium, to advance to the NFC Championship Game for the third year in a row. But again the Cowboys come up short, losing 31-17 at Washington.

1983

STAUBACH HONORED — Former quarterback Roger Staubach, who led the Cowboys to four Super Bowls, became the sixth member of the Ring of Honor during halftime ceremonies of the Cowboys-Tampa Bay game on Oct. 9.

NEW HEADQUARTERS — Ground was broken on Nov. 29 for the Cowboys' new headquarters and training facility at The Valley Ranch in northwest Dallas County.

EIGHTEEN STRAIGHT WINNING SEASONS — The Cowboys extended their NFL record to 18 consecutive winning seasons with a 12-4 finish. The club also set a league record with its ninth straight playoff appearance, qualifying as a wild card entry. The Los Angeles Rams eliminated the Cowboys from the playoffs, however, with a 24-17 upset victory at Texas Stadium in the NFC Wild Card Game on Dec. 26.

1984

SILVER SEASON — The Cowboys kicked off their 25th anniversary with a news conference at Texas Stadium on Jan. 27. Club President Tex Schramm announced the Cowboys would celebrate their 25th anniversary during 1984 under the theme "Silver Season."

OWNERSHIP CHANGES HANDS — The sale of the Cowboys from the Murchison family to an 11-member limited partnership headed by Dallas businessman H. R. "Bum" Bright was approved by NFL owners on March 19 at the league's annual meeting in Honolulu. The sale was completed on May 18.

COWBOYS CENTER — The Cowboys and Triland International announced plans on March 27 for Cowboys Center, an innovative joint venture that will develop business opportunities in a conference center, Cowboys ShowPlace, athletic club, sports arena, office park, housing, and retail and restaurant outlets on 200 acres at The Valley Ranch, adjacent to the Cowboys' new headquarters.

NINETEEN STRAIGHT WINNING SEASONS — The Cowboys defeated the Eagles 26-10 in Philadelphia to extend their NFL record to 19 consecutive winning seasons. The Cowboys finished 9-7 and missed the playoffs for the first time in 10 years and only the second time in 19 years.

1985

STAUBACH ENTERS HALL OF FAME — Roger Staubach, the master of the comeback victory during his 11-year career as a Cowboys quarterback, was inducted into the Pro Football Hall of Fame in his first year of eligibility. Enshrined with Staubach on Aug. 3 at Canton, Ohio, were Pete Rozelle, Joe Namath, O. J. Simpson and Frank Gatski. Staubach joined Bob Lilly as the only players who spent their entire career with the Cowboys to be elected to the Hall of Fame.

TEXAS STADIUM IMPROVEMENTS — Texas Stadium unveiled a new look when the Cowboys opened their preseason schedule against Green Bay on Aug. 10. The stadium became the first to have two DiamondVision color scoreboards, and the addition of 118 Crown Suites gave Texas Stadium more private suites, 296, than any stadium in the nation.

COWBOYS RANCH OPENS — Cowboys players and coaches reported on Aug. 27 to the team's new headquarters and training facility at Cowboys Center in Valley Ranch.

DORSETT PASSES 10,000 YARDS — On a 19-yard sweep around left end, Tony Dorsett became the sixth player in NFL history to rush for 10,000 yards. Dorsett's feat highlighted a 27-13 victory over Pittsburgh at Texas Stadium on Oct. 13.

THIRTEENTH DIVISION CHAMPIONSHIP — The Cowboys edged the New York Giants 28-21 on Dec. 15 at Texas Stadium to capture the NFC Eastern Division championship for the first time since 1981. Picked in most season previews to finish third or fourth in the division, the Cowboys rallied for their NFL record 20th consecutive winning season, a 13th division title in 20 years and a playoff berth for the 18th time in that span. But in their NFL record 36th playoff game appearance, the Cowboys fell 20-0 to the Los Angeles Rams in Anaheim Stadium on Jan. 4.

1986

COWBOYS GO TO LONDON — The Cowboys began preparations for their first trip to a foreign country when the NFL announced on March 12 that the Cowboys would play the Super Bowl champion Chicago Bears in a preseason game at London's Wembley Stadium on Aug. 3.

100TH WIN AT TEXAS STADIUM — Dallas defeats St. Louis 37-6 for the club's 100th victory at Texas Stadium. Since the facility opened in 1971 the Cowboys have compiled a 100-25 (.800) record.

STREAK BROKEN — The Cowboys' streak of 20 consecutive winning seasons from 1966 through 1985, third longest in professional sports history, came to an end when the club finished with a 7-9 record after losing seven of its last eight games. Only baseball's New York Yankees (39 straight winning seasons, 1926-64) and hockey's Montreal Canadiens (32 from 1951-52 through 1982-83) surpassed the Cowboys' accomplishment. After the 1986 season, the Washington Redskins' five straight winning campaigns (1982-86) represented the NFL's longest active streak.

1987

FOUNDER DIES — Cowboys founder Clint Murchison, Jr., died March 30 after a long illness. Murchison, 63, who owned the club until 1984, acquired the expansion Dallas franchise in the NFL in 1960. He hired Tex Schramm as general manager, gave Tom Landry a 10-year contract when his coaching career was in doubt in 1964 and was instrumental in the building of Texas Stadium.

DORSETT GETS 12,000 YARDS — Tony Dorsett became just the fourth rusher in NFL history to gain more than 12,000 yards when he registered 52 yards against the Rams on Dec. 21 for a career total of 12,036. The only runners left ahead of Dorsett were Walter Payton, Jim Brown and Franco Harris.

1988

DORSETT TRADED — Tony Dorsett, after 11 years with the Cowboys, was traded to the Denver Broncos on June 3 for a 1989 draft choice ranging from a fifth to a first depending on his 1988 performance in Denver.

THE SIDELINES





COWBOYS

CENTER

When Cowboys Center is completed, it will join the Cowboys, their fans and the business community in a unique setting on 200 acres in Valley Ranch, a 2,500-acre, master-planned commercial and residential community in northwest Dallas County.

Called "Emerald City for the Cowboys" in a Sept. 2, 1985 story in Newsweek, plans for Cowboys Center call for Cowboys ShowPlace, a hotel-conference center, tennis club, sports medicine clinic, retail and restaurant pavilion and office park to be added to the already existing Cowboys headquarters and North Texas Ice Arena.

The focus of Cowboys Center will be Cowboys Ranch and Cowboys ShowPlace, giving the club an ideal working environment and Cowboys fans a wide range of opportunities to interact with the team.

COWBOYS RANCH:

The Cowboys moved into their state-of-the-art headquarters and training facility in August 1985. The complex includes three grass football fields, locker and training room facilities, meeting rooms, weight training and exercise areas, running trails, racquetball, basketball and tennis courts and a video lab. All coaching, scouting and administrative offices are located in the 80,000-square foot structure of Arizona sandstone, along with a ticket office, souvenir shop, Dallas Cowboys Travel Agency, Cowboys Cheerleaders Dance Academy, offices for the Cowboys Weekly, a press room with a research library, a television studio plus a variety of lounge areas. Tours are available (see page 172.)

COWBOYS SHOWPLACE:

The crown jewel of Cowboys Center, Cowboys ShowPlace will enable fans to spend an unforgettable day with the Cowboys through exhibits utilizing sight, sound and touch. Fans will enter ShowPlace through a seven-story glass star and a sculpture garden of 10-foot high football players in the foreground. Laser-disc projection, interactive videos, holograms and a Magic Motion Machine are some of the 80 planned attractions. The variety of displays and innovative gadgetry will make ShowPlace a must for all football fans.

Dallas Cowboys Cheerleaders

When the Cowboys introduced the 'new' Dallas Cowboys Cheerleaders at Texas Stadium in 1972, they wanted to have a bright new look on the playing field and add another form of entertainment for the football fan. Little did they know that they were starting something that one day would become what is now considered a phenomenon.

Those who participated in the Cheerleaders' formation couldn't have foreseen what would happen on a sunny day in Miami four years later when, at Super Bowl X, the cheerleaders would capture the imagination of a nation. With a stroke of luck and a winning football team it all came together.

The phenomenon, however, has not been restricted to Texas Stadium and the television eye that has carried their image across the country. Armed Forces in remote outposts throughout the world, children and veterans in hospital wards plus state fair and college audiences have all experienced the difference these ladies make in the world in which they live.

1988-89 DALLAS COWBOYS CHEERLEADERS

VETERANS

Kelli McGonagill	5th season, 1st Leader
Judy London	4th season, 1st Leader
Alona Wood	3rd season, 1st Leader
Jana Mayo	3rd season, 2nd Leader
Sue Hollingsworth	2nd season, 1st Leader
Shannon Hall	2nd season, 2nd Leader
Tina Miller	2nd season, 2nd Leader
Linda Randle	2nd season, 2nd Leader
Dawn Alston	2nd season
Cheri Motes	2nd season
Sheila Slaughter	2nd season
Aimee Sprague	2nd season

ROOKIES — 1st season

Laurie Benitez	Brittain O'Steen
Cara Blackmon	Jacque Poe
Sheri Bloom	Carole Rachal
Lori Brawley	Carista Ragan
Leslie Ezelle	Alicia Rattan
Leslie Hess	Deon Sharp
Allison Hopkins	Deborah Steltzen
Twiggy Isip	Nan Stutts
Rená Jernigan	Michele Taylor
Desiree Johnson	Candy Trammell
Paula Michalowski	Cindy Villarreal
Elizabeth Moore	Meredith Walker
Michelle Musick	

Cowboys on Radio

The Cowboys have the largest radio network in the National Football League. With KRLD Radio of Dallas serving as the flagship station, play-by-play announcer Brad Sham teams with analyst Dale Hansen to bring Dallas Cowboys Football to 154 stations in 14 states on the Texas State Network. TSN also carries Cowboys games in Spanish on 13 stations with Armando Quintero and Mario Montez originating the broadcast on KESS in Dallas.

The TSN Dallas Cowboys Network

TEXAS: Abilene, KORQ-AM; Alice, KBIC-FM; Alpine, KVLF-AM; Amarillo, KGNC-AM; Atlanta, KPYN-FM; Austin, KLBJ-AM; Ballinger, KRUN-FM; Bandera, KHLC-FM; Beeville, KIBL-FM; Big Spring, KBST-AM; Boerne, KBRN-AM; Bonham, KFYZ-FM; Bowie, KBAN-AM; Brady, KNEL-AM; Breckenridge, KROO-FM; Brenham, KWHI-FM; Bridgeport, KWCS-FM; Brownwood, KBWD-AM; Bryan, KTAM-AM; Burnet, KHLB-AM; Canadian, KEZP-FM; Carthage, KGAS-AM; Center, KLCR-FM; Cleveland, KLEV-AM; Coleman, KSTA-FM; Colorado City, KAUM-FM; Columbus, KULM-FM; Corpus Christi, KDAE-AM; Crockett, KIVY-FM; Cuero, KQRO-AM; Dallas, KRLD-AM; Del Rio, KWMC-AM; Denison, KMKT-FM; Denton, KDNT-AM; Dimmitt, KDHN-AM; Dumas, KMRE-FM; Eagle Pass, KINL-FM; Edinburg, KURV-AM; El Campo, KXGC-FM; El Paso, KEZB-AM; Fairfield, KNES-FM; Fort Stockton, KFST-AM & FM; Fredericksburg, KNAF-AM; Galveston, KILE-AM; Greenville, KGVJ-AM; Hallettsville, KRJH-AM; Haskell, KVRP-FM; Hereford, KPAN AM & FM; Houston, KPRC-AM; Huntsville, KSAM-AM; Jasper, KWYX-FM; Kermit, KERB-AM; Kingsville, KDUV-FM; La Grange, KMUZ-FM; Lamesa, KPET-AM; Lampasas, KCYL-AM; Laredo, KVOZ-AM; Levelland, KLVT-AM; Liberty, KPXE-AM; Longview, KFRO-AM; Lubbock, KFYO-AM; Lufkin, KRBA-AM; Marshall, KCUL-AM; McKinney, KWPL-FM; Mexia, KYCX-FM; Midland, KCRS-AM; Monahans, KVKM-AM; Mt. Pleasant, KPXI-FM; Nacogdoches, KEEE-AM; Navasota, KWBC-AM; Orange, KOGT-AM; Pampa, KOMX-FM; Paris, KPJT-AM; Pecos, KIUN-AM; Perryton, KEYE-AM; Plainview, KVOP-AM; Pleasanton, KBOP-FM; Port Arthur, KOLE-AM; Rusk, KTLU AM & KWRW-FM; San Angelo, KTEO-AM; San Antonio, WOAI-AM; San Marcos, KSPL-AM; Sherman, KTXO-AM; Silsbee, KKAS-AM & KWDX-FM; Snyder, KSNY-AM; Spearman, KRDF-FM; Stephenville, KSTV-AM & FM; Sulphur Springs, KSST-AM; Sweetwater, KXOX-AM; Terrell, KTLR-FM; Texarkana, KTFS-AM; Tulia, KTUE-AM; Tyler, KTBB-AM; Uvalde, KYUF-FM; Victoria, KNAL-AM; Waco, WACO-AM; Weatherford, KZEE-AM; Wichita Falls, KWFT-AM; Winnsboro, KWNS-FM; Woodville, KVLL-AM.

ARIZONA: Coolidge, KQEZ-FM; Tucson, KNST-AM.

ARKANSAS: De Witt, KDEW-FM; Little Rock, KEZQ-AM.

LOUISIANA: De Ridder, KDLA-AM & KZAF-FM; Lake Charles, KLCL-AM; Many, KWLW-FM; Monroe, KONE-AM; Rayville, KTJC-FM; Shreveport, KEEL-AM.

MISSISSIPPI: Clinton/Jackson, WHJT-FM; Laurel, WAML-AM; Newton, WMYQ-AM & FM.

NEW MEXICO: Alamogordo, KPSA-AM; Albuquerque, KKOBB-AM; Artesia, KSVP-AM & KTZA-FM; Carlsbad, KAMQ-AM; Clayton, KLMX-AM; Farmington, KWYK-FM; Hobbs, KUUX-AM; Portales, KENM-AM & KNIT-FM; Roswell, KBIM-FM; Santa Rosa, KSYX-AM; Tucumcari, KTNM-AM; Ruidosa-Downs, KOAW-AM.

OKLAHOMA: Ardmore, KVSO-AM; Atoka, KHKC-FM; Blackwell, KOKB-AM; Chickasha, KWCO-AM & KXXX-FM; Duncan, KRHD-AM; Frederick, KTAT-AM; McAlester, KTMC-AM; Muskogee, KMUS-AM; Oklahoma City, KTOK-AM; Okmulgee, KOKL-AM; Pauls Valley, KGOK-FM; Pawhuska, KXVQ-AM; Shawnee, KGFF-AM; Vinita, KVIN-AM; Weatherford, KBXR-FM & KWEY-AM.

TENNESSEE: Erwin, WXIS-FM; Millington, WMPS-AM.

ALABAMA: Florence, WQLT-FM.

CALIFORNIA: Simi Valley, KWNK-AM.

HAWAII: Honolulu, KHVH-AM.

PENNSYLVANIA: Palmyra, WCTX-FM.

VIRGINIA: Virginia Beach, WGH-AM.

WEST VIRGINIA: Buckhannon, WBQT-AM.

The TSN Dallas Cowboys Spanish Radio Network

NEW MEXICO: Albuquerque, KABQ-AM.

TEXAS: Austin, KTXZ-AM; Ciudad Juarez (El Paso), XEROK-AM; Dallas/Fort Worth, KESS-AM; Houston, KLVJ-AM; McAllen/Reynosa, KQXX-FM; Midland, KWEL-AM; Nuevo Laredo/Laredo, XEAS-AM; Odessa, KJUT-AM; Pecos, KIUN-AM; Piedras Negras (Eagle Pass), XEMU-AM; San Angelo, KSJT-FM; San Antonio, KFHM-AM.

Cowboys on Television

"Dallas Cowboys Weekly"

Cowboys President Tex Schramm and co-host Lee Martin began their 11th season in 1988 bringing Cowboys fans the inside story on the team through the "Dallas Cowboys Weekly" television show. This popular look at the Cowboys is presented in a lively, half-hour, magazine-style format every week during the season from training camp through the playoffs. Produced and syndicated by Lee Martin Productions, "Dallas Cowboys Weekly" is seen on a regional network of 36 stations in eight states plus Washington, D.C., the largest network in the nation for a show about a sports team.

ARKANSAS: Little Rock, KRZB. ARIZONA: Flagstaff, KUSK; Phoenix, KUSK, Dimension Cable; Prescott, KUSK. FLORIDA: Boca Raton, Sports Channel; Miami, Sports Channel; Tampa, Sports Channel. ILLINOIS: Chicago, Sports Vision; NEW MEXICO: Albuquerque, KGSW; Gallup, United Cable; Roswell, KBIM. NEW YORK: New York, Sports Channel. OKLAHOMA: Ardmore, KXII; Oklahoma City, KAUT; Tulsa, KGCT. TEXAS: Abilene, KTAB; Amarillo, KAMR; Austin, KTVV; Beaumont, KFDM; Corpus Christi, KZTV; Dallas/Fort Worth, KXAS, SIN (Spanish); El Paso, KDBC; Harlingen, KGBT; Houston, KHTV; Laredo, KVTV; Longview, KLMG; Lubbock, KLBK; Midland/Odessa, KPEJ; San Angelo, KIDY; San Antonio, KABB, Rogers Cable; Waco, KCEN; Wichita Falls, KAUZ. WASHINGTON, D.C.: WDAC.

"The Tom Landry Show"

Coach Tom Landry gives fans a personal analysis of his team every week from the opening of the regular season through the playoffs in "The Tom Landry Show." Landry and host Brad Sham provide a video-taped review of each week's Cowboys game, a preview of the upcoming opponent, special features and interviews plus predictions of upcoming NFL games. The show is produced and syndicated by Lee Martin Productions and seen on more stations, 36 in eight states, than any coaches' show in the nation.

ARKANSAS: Little Rock, KRZB. ARIZONA: Flagstaff, KUSK; Phoenix, KUSK, Dimension Cable; Prescott, KUSK. FLORIDA: Boca Raton, Sports Channel; Miami, Sports Channel; Tampa, Sports Channel. ILLINOIS: Chicago, Sports Vision; NEW MEXICO: Albuquerque, KGSW; Gallup, United Cable; Roswell, KBIM. NEW YORK: New York, Sports Channel. OKLAHOMA: Ardmore, KXII; Oklahoma City, KAUT; Tulsa, KGCT. TEXAS: Abilene, KTAB; Amarillo, KFDA; Austin, KTVV; Beaumont, KFDM; Corpus Christi, KZTV; Dallas/Fort Worth, KXAS, SIN (Spanish); El Paso, KDBC; Harlingen, KGBT; Houston, KHTV; Laredo, KVTV; Longview, KLMG; Lubbock, KLBK; Midland/Odessa, KPEJ; San Angelo, KIDY; San Antonio, KABB, Rogers Cable; Waco, KCEN; Wichita Falls, KAUZ. WASHINGTON, D.C.: WDAC.

Cowboys in Print

"Dallas Cowboys Weekly"

The largest team publication in sports is the "Dallas Cowboys Weekly," circulation 56,000. Edited by Carlton Stowers, the 14-year-old Weekly reaches Cowboys fans across the nation 32 times a year with game action photos and stories, the popular "Ask Tex Schramm" column, "Tom Landry's View," At Home with the Cowboys, the Cheerleaders centerfold, lots of color action photos and more.

"Dallas Cowboys Annual Season Preview Magazine"

The club created its newest publication in 1986. The "Dallas Cowboys Annual Season Preview" is a full-color magazine published in July and filled with stories and photos about the team and its prospects for the upcoming season, plus a full-color Cowboys Cheerleaders swimsuit feature. The magazine is available on newsstands or with a subscription to the Cowboys Weekly newspaper. A Spanish-language edition is available in Mexico.

"Dallas Cowboys Bluebook"

This hard-cover annual collector's item is available in bookstores and is a Cowboys fan's only authoritative reference guide. Published by Taylor Publishing Company of Dallas, Bluebook IX includes team and individual statistics and records, player biographies, color photos, plus features on players, coaches, the front office and the Cowboys Cheerleaders.

The Cowboys and You

Cowboys Center

This innovative multi-use project will offer Cowboys fans a variety of experiences from tours of the club's headquarters, to a day at Cowboys ShowPlace, to ice skating at the North Texas Ice Arena, all on 200 acres in Valley Ranch (see page 168).

Cowboys Tickets

Season tickets are available at the Cowboys Ticket Office in Cowboys Center. Individual game tickets can be purchased at the Cowboys Ticket Office, the Central Ticket Agency in Fort Worth and at Rainbow-Ticketmaster outlets in the Dallas-Fort Worth area, Austin, El Paso, Houston, Oklahoma City and San Antonio. See the inside front cover of this book for further ticket information.

Dallas Cowboys Travel

Dallas Cowboys Travel is a fast-growing, full-service travel agency specializing in corporate and personal travel for a variety of clients. Special "Cowboys Weekend" packages, including accommodations at the D-FW Hilton or the Plaza of the Americas, game-day brunch, game tickets, tours of Cowboys Ranch and transfers to the game and airport, are available through Cowboys Travel. Cowboys Travel has two offices in the Dallas area, including the main office in Cowboys Ranch (214/556-2800).

Dallas Cowboys Cheerleaders Fitness & Dance Academy

Located in Cowboys Ranch, the Cowboys Cheerleaders Fitness & Dance Academy offers aerobics, jazz, ballet and tap to females and males of all ages in a modern studio setting. The instructors include the Cowboys Cheerleaders' choreographers and former Cheerleaders. The studio also is used for rehearsals by the Cowboys Cheerleaders. Call 214/556-9999 for further information.

Cowboys Ranch Tours & Cowboys Pro Shop

Tours of the club's new headquarters and training facility are available. Call Deana Patterson at 214/556-9900 for information. The Cowboys' Pro Shop offers both Cowboys and Cowboys Cheerleaders souvenir merchandise, including authentic game jerseys and coaches' sweaters, t-shirts, caps, etc. The Pro Shop is located next to the Cowboys Ticket Office in Cowboys Ranch.

1988 Halftime Activities

- Aug. 22 — Chicago . . . Surles Gymnasts, Fort Worth.
Aug. 27 — Houston . . . Ashley Whippet International World Champion Frisbie Dogs.
Sept. 18 — New York Giants . . . Tyler Junior College Band and Apache Belles.
Sept. 25 — Atlanta . . . Cooper High School Band, Abilene.
Oct. 9 — Washington . . . United States Marine Corps Drum and Bugle Corps.
Oct. 30 — Phoenix . . . Pro Legends Quarterbacks Competition.
Nov. 13 — Minnesota . . . Dallas Cowboys Cheerleaders.
Nov. 20 — Cincinnati . . . Kilgore College Rangerettes.
Nov. 24 — Houston . . . East Texas State University Band and Choir.
Dec. 18 — Philadelphia . . . Blues Brothers, Baylor University.

THE COWBOYS BAND

The Dallas Cowboys Band, a brass arrangement featuring a variety of musical sounds from country and western to rock 'n roll, is a central ingredient of Cowboys' games at Texas Stadium. Under the direction of Bill Lively, associate vice president for development at Southern Methodist University in Dallas, the Cowboys Band is a vital part of all Texas Stadium pre-game, halftime and post-game activity. The Cowboys Band also is available for conventions, community concerts and other occasions.



Cowboys Attendance Records

TOTAL ATTENDANCE

Year	Home Games (No.)	Avg.	Percent Change	Road Games (No.)	Pre-Season Games (No.)	Post-Season Games	Grand Total
1960	128,500 (6)	21,417	—	214,820 (6)	120,284 (6)	—	463,604
1961	172,000 (7)	24,571	+33.9%	251,443 (7)	97,584 (5)	—	521,027
1962	152,446 (7)	21,778	-11.4%	278,807 (7)	178,683 (5)	—	609,936
1963	188,727 (7)	26,961	+23.8%	280,062 (7)	214,290 (5)	—	683,079
1964	268,661 (7)	38,380	+42.3%	356,339 (7)	207,751 (5)	—	832,751
1965	388,912 (7)	55,559	+44.8%	366,390 (7)	199,395 (5)	65,569	1,020,266
1966	473,373 (7)	67,625	+21.7%	408,889 (7)	238,186 (5)	75,504	1,195,952
1967	460,476 (7)	65,782	-2.7%	402,843 (7)	278,511 (5)	121,647	1,263,477
1968	470,110 (7)	67,158	+2.1%	401,626 (7)	300,909 (6)	104,458	1,277,103
1969	443,352 (7)	63,336	-5.7%	434,477 (7)	384,095 (6)	100,472	1,362,396
1970	411,531 (7)	58,790	-7.2%	398,377 (7)	347,327 (6)	212,847	1,370,082
1971	466,220 (7)	66,603	+13.3%	416,043 (7)	375,250 (6)	195,716	1,454,229
1972	446,990 (7)	63,856	-4.1%	391,852 (7)	474,273 (7)	114,343	1,427,458
1973	433,030 (7)	61,861	-3.1%	423,177 (7)	355,994 (6)	128,815	1,341,016
1974	373,435 (7)	53,348	-13.8%	378,233 (7)	284,620 (6)	—	1,036,288
1975	402,294 (7)	57,471	+7.7%	404,073 (7)	273,567 (6)	211,095	1,291,029
1976	412,698 (7)	58,957	+2.6%	414,867 (7)	320,564 (6)	62,436	1,210,565
1977	432,885 (7)	61,840	+5.0%	398,486 (7)	329,549 (6)	201,288	1,362,208
1978	498,865 (8)	62,358	+0.9%	484,905 (8)	260,344 (4)	206,464	1,450,578
1979	508,965 (8)	63,621	+0.2%	488,432 (8)	266,989 (5)	64,792	1,331,178
1980	477,378 (8)	59,672	-6.2%	492,828 (8)	244,612 (4)	195,251	1,410,069
1981	511,541 (8)	63,943	+7.2%	502,392 (8)	243,849 (4)	125,373	1,383,155
1982	269,981 (5)	53,996	-15.6%	217,153 (4)	208,057 (4)	184,059	879,250
1983	505,793 (8)	63,224	+17.1%	481,230 (8)	217,621 (4)	43,521	1,248,165
1984	479,733 (8)	59,967	-5.2%	523,951 (8)	203,646 (4)	—	1,207,330
1985	478,958 (8)	59,870	-0.2%	489,913 (8)	193,795 (4)	66,351	1,229,017
1986	469,806 (8)	58,726	-1.9%	518,627 (8)	299,134 (5)	—	1,287,567
1987	344,406 (7)	49,201	-16.2%	416,141 (8)	199,327 (4)	—	959,874
Total	11,071,066(201)	55,080	—	11,236,376(201)	7,320,206(144)	2,481,001	32,108,649

*LARGEST CROWDS

Home

80,259 — Dallas 26, Cleveland 14; Nov. 24, 1966.

76,965 — Dallas 31, St. Louis 17; Dec. 4, 1966.

Away

84,850 — Cleveland 42, Dallas 10; Nov. 2, 1969.

84,728 — Dallas 17, New Orleans 3; Nov. 3, 1968.

SMALLEST CROWDS

Home

†10,000 — San Francisco 26, Dallas 14; Nov. 20, 1960.

12,692 — Chicago 34, Dallas 33; Nov. 18, 1962.

Away

4,954 — Dallas 38, Minnesota 13; Aug. 5, 1961 in Sioux Falls, S.D.

12,370 — Dallas 38, N.Y. Jets 24; Oct. 4, 1987.

*Cowboys-Rams played before 87,381 in pre-season, Aug. 8, 1969 in Los Angeles.

†Estimated; no turnstiles in Cotton Bowl in 1960 and 1961.

SELLOUT STREAKS

The Dallas Cowboys have sold out 104 of their 136 games, including playoffs, at Texas Stadium (77%). Since 1976, 88 of the 100 Cowboys games at Texas Stadium have been sold out.

Longest home sellout streak — 44 straight games (began 10/16/77 vs. Washington, ended 11/21/82 vs. Tampa Bay) regular season and playoffs.

Last home non-sellout (regular season and playoffs) — 12/27/87 vs. St. Louis

Longest road sellout streak — 43 straight games (began 9/24/79 @ Cleveland, ended 11/18/84 @ Buffalo)

Last road non-sellout (regular season and playoffs) — 11/8/87 @ Detroit (3 straight)



1987 Final NFL Standings

AFC

EASTERN DIVISION

	W	L	T	Pct.	Pts.	OP
*Indianapolis	9	6	0	.600	300	238
New England	8	7	0	.533	320	293
Miami	8	7	0	.533	362	335
Buffalo	7	8	0	.467	270	305
N.Y. Jets	6	9	0	.400	334	360

CENTRAL DIVISION

*Cleveland	10	5	0	.667	390	239
†Houston	9	6	0	.600	345	349
Pittsburgh	8	7	0	.533	285	299
Cincinnati	4	11	0	.267	285	370

WESTERN DIVISION

*Denver	10	4	1	.700	379	288
†Seattle	9	6	0	.600	371	314
San Diego	8	7	0	.533	253	317
L.A. Raiders	5	10	0	.333	301	289
Kansas City	4	11	0	.267	273	388

*Division Champion
†Wild Card Playoff Team

WILD CARD GAME

@ Houston 23, Seattle 20 (OT)

DIVISIONAL PLAYOFFS

@ Cleveland 38, Indianapolis 12
@ Denver 34, Houston 10

CONFERENCE CHAMPIONSHIP

@ Denver 38, Cleveland 33

NFC

EASTERN DIVISION

	W	L	T	Pct.	Pts.	OP
*Washington	11	4	0	.733	379	285
Dallas	7	8	0	.467	340	348
St. Louis	7	8	0	.467	362	368
Philadelphia	7	8	0	.467	337	380
N.Y. Giants	6	9	0	.400	280	312

CENTRAL DIVISION

*Chicago	11	4	0	.733	356	282
†Minnesota	8	7	0	.533	336	335
Green Bay	5	9	1	.367	255	300
Tampa Bay	4	11	0	.267	186	360
Detroit	4	11	0	.267	269	384

WESTERN DIVISION

*San Fran.	13	2	0	.867	459	253
†New Orleans	12	3	0	.800	422	283
L.A. Rams	6	9	0	.400	317	361
Atlanta	3	12	0	.200	205	436

WILD CARD GAME

Minnesota 44, @ New Orleans 10

DIVISIONAL PLAYOFFS

Washington 21, @ Chicago 17
Minnesota 36, @ San Francisco 24

CONFERENCE CHAMPIONSHIP

@ Washington 17, Minnesota 10

SUPER BOWL XXII

@ San Diego, CA.
Washington 42, Denver 10

PRO BOWL

AFC 15, NFC 6

1988 NFL Post Season Games

SATURDAY, DECEMBER 24

AFC WILD CARD GAME

MONDAY, DECEMBER 26

NFC WILD CARD GAME

SATURDAY, DECEMBER 31

AFC AND NFC DIVISIONAL PLAYOFFS

SUNDAY, JANUARY 1

AFC AND NFC DIVISIONAL PLAYOFFS

SUNDAY, JANUARY 8

AFC CHAMPIONSHIP GAME

NFC CHAMPIONSHIP GAME

SUNDAY, JANUARY 22

SUPER BOWL XXIII (Miami, Fla.)

SUNDAY, JANUARY 29

AFC-NFC PRO BOWL

IN HONOLULU, HAWAII



1988 NATIONAL FOOTBALL LEAGUE SCHEDULE

(All times local)

(CBS-TV and NBC-TV doubleheader games to be determined)



SUNDAY, SEPT. 4 (1st Weekend)

Atlanta at Detroit	1:00
Cleveland at Kansas City	3:00
Dallas at Pittsburgh	1:00
Houston at Indianapolis	3:00
Los Angeles Rams at Green Bay	12:00
Miami at Chicago	12:00
Minnesota at Buffalo	1:00
New York Jets at New England	4:00
Philadelphia at Tampa Bay	1:00
Phoenix at Cincinnati	1:00
San Diego at Los Angeles Raiders	1:00
San Francisco at New Orleans	12:00
Seattle at Denver	2:00

MONDAY, SEPT. 5

Washington at New York Giants	8:00
-------------------------------	------

SUNDAY, SEPT. 11 (2nd Weekend)

Chicago at Indianapolis	12:00
Cincinnati at Philadelphia	4:00
Detroit at Los Angeles Rams	1:00
Kansas City at Seattle	1:00
Los Angeles Raiders at Houston	3:00
Miami at Buffalo	1:00
New England at Minnesota	3:00
New Orleans at Atlanta	1:00
New York Jets at Cleveland	4:00
Pittsburgh at Washington	1:00
San Diego at Denver	2:00
San Francisco at New York Giants	1:00
Tampa Bay at Green Bay	12:00

MONDAY, SEPT. 12

Dallas at Phoenix	5:00
-------------------	------

SUNDAY, SEPT. 18 (3rd Weekend)

Atlanta at San Francisco	1:00
Buffalo at New England	1:00
Cincinnati at Pittsburgh	1:00
Denver at Kansas City	12:00
Green Bay at Miami	1:00
Houston at New York Jets	1:00
Los Angeles Rams at Los Angeles Raiders	1:00
Minnesota at Chicago	12:00
New Orleans at Detroit	1:00
New York Giants at Dallas	3:00
Philadelphia at Washington	1:00
Phoenix at Tampa Bay	1:00
Seattle at San Diego	1:00

MONDAY, SEPT. 19

Indianapolis at Cleveland	8:00
---------------------------	------

SUNDAY, SEPT. 25 (4th Weekend)

Atlanta at Dallas	12:00
Chicago at Green Bay	12:00
Cleveland at Cincinnati	1:00
Los Angeles Rams at New York Giants	4:00
Miami at Indianapolis	12:00
New England at Houston	12:00
New York Jets at Detroit	1:00
Philadelphia at Minnesota	12:00
Pittsburgh at Buffalo	1:00
San Diego at Kansas City	3:00
San Francisco at Seattle	1:00
Tampa Bay at New Orleans	12:00
Washington at Phoenix	1:00

MONDAY, SEPT. 26

Los Angeles Raiders at Denver	6:00
-------------------------------	------

SUNDAY, OCT. 2 (5th Weekend)

Buffalo at Chicago	12:00
Cincinnati at Los Angeles Raiders	1:00
Cleveland at Pittsburgh	1:00
Denver at San Diego	1:00
Detroit at San Francisco	1:00
Green Bay at Tampa Bay	1:00
Houston at Philadelphia	1:00
Indianapolis at New England	1:00
Kansas City at New York Jets	4:00
Minnesota at Miami	4:00
New York Giants at Washington	1:00
Phoenix at Los Angeles Rams	1:00
Seattle at Atlanta	1:00

MONDAY, OCT. 3

Dallas at New Orleans	8:00
-----------------------	------

SUNDAY, OCT. 9 (6th Weekend)

Chicago at Detroit	1:00
Denver at San Francisco	1:00
Indianapolis at Buffalo	1:00
Kansas City at Houston	12:00
Los Angeles Rams at Atlanta	1:00
Miami at Los Angeles Raiders	1:00
New England vs. Green Bay at Milwaukee	12:00
New Orleans at San Diego	1:00
New York Jets at Cincinnati	1:00
Pittsburgh at Phoenix	1:00
Seattle at Cleveland	1:00
Tampa Bay at Minnesota	12:00
Washington at Dallas	12:00

MONDAY, OCT. 10

New York Giants at Philadelphia	9:00
---------------------------------	------

SUNDAY, OCT. 16 (7th Weekend)

Atlanta at Denver	2:00
Cincinnati at New England	1:00
Dallas at Chicago	12:00
Detroit at New York Giants	1:00
Green Bay at Minnesota	12:00
Houston at Pittsburgh	1:00
Los Angeles Raiders at Kansas City	12:00
New Orleans at Seattle	1:00
Philadelphia at Cleveland	1:00
Phoenix at Washington	1:00
San Diego at Miami	1:00
San Francisco at Los Angeles Rams	1:00
Tampa Bay at Indianapolis	12:00

MONDAY, OCT. 17

Buffalo at New York Jets	9:00
--------------------------	------

SUNDAY, OCT. 23 (8th Weekend)

Cleveland at Phoenix	1:00
Dallas at Philadelphia	1:00
Denver at Pittsburgh	1:00
Detroit at Kansas City	12:00
Houston at Cincinnati	1:00
Indianapolis at San Diego	1:00
Los Angeles Raiders at New Orleans	12:00
Minnesota at Tampa Bay	1:00
New England at Buffalo	1:00
New York Giants at Atlanta	1:00
New York Jets at Miami	4:00
Seattle at Los Angeles Rams	1:00
Washington vs. Green Bay at Milwaukee	12:00

MONDAY, OCT. 24

San Francisco at Chicago	8:00
--------------------------	------

SUNDAY, OCT. 30 (9th Weekend)

Atlanta at Philadelphia	1:00
Chicago at New England	1:00
Cincinnati at Cleveland	1:00
Green Bay at Buffalo	1:00
Kansas City at Los Angeles Raiders	1:00
Los Angeles Rams at New Orleans	12:00
Miami at Tampa Bay	1:00
Minnesota at San Francisco	1:00
New York Giants at Detroit	1:00
Phoenix at Dallas	12:00
Pittsburgh at New York Jets	1:00
San Diego at Seattle	1:00

SUNDAY NIGHT

Washington at Houston	7:00
-----------------------	------

MONDAY, OCT. 31

Denver at Indianapolis	9:00
------------------------	------

SUNDAY, NOV. 6 (10th Weekend)

Buffalo at Seattle	1:00
Dallas at New York Giants	1:00
Detroit at Minnesota	12:00
Green Bay at Atlanta	1:00
Kansas City at Denver	2:00
Los Angeles Rams at Philadelphia	1:00
Miami at New England	1:00
New Orleans at Washington	4:00
New York Jets at Indianapolis	4:00
Pittsburgh at Cincinnati	1:00
San Francisco at Phoenix	2:00
Tampa Bay at Chicago	12:00

SUNDAY NIGHT

Los Angeles Raiders at San Diego	5:00
----------------------------------	------

MONDAY, NOV. 7

Cleveland at Houston	8:00
----------------------	------

SUNDAY, NOV. 13 (11th Weekend)

Chicago at Washington	1:00
Cincinnati at Kansas City	12:00
Cleveland at Denver	2:00
Houston at Seattle	1:00
Indianapolis at Green Bay	12:00
Los Angeles Raiders at San Francisco	1:00
New England at New York Jets	1:00
New Orleans at Los Angeles Rams	1:00
New York Giants at Phoenix	2:00
Philadelphia at Pittsburgh	1:00
San Diego at Atlanta	1:00
Tampa Bay at Detroit	1:00

SUNDAY NIGHT

Minnesota at Dallas	7:00
----------------------------	-------------

MONDAY, NOV. 14

Buffalo at Miami	9:00
------------------	------

SUNDAY, NOV. 20 (12th Weekend)

Atlanta at Los Angeles Raiders	1:00
Chicago at Tampa Bay	1:00
Cincinnati at Dallas	12:00
Denver at New Orleans	12:00
Detroit vs. Green Bay at Milwaukee	12:00
Indianapolis at Minnesota	12:00
New York Jets at Buffalo	1:00
Philadelphia at New York Giants	4:00
Phoenix at Houston	12:00
Pittsburgh at Cleveland	1:00
San Diego at Los Angeles Rams	1:00
Seattle at Kansas City	12:00

SUNDAY NIGHT

New England at Miami	8:00
----------------------	------

MONDAY, NOV. 21

Washington at San Francisco	6:00
-----------------------------	------

THURSDAY, NOV. 24 (13th Weekend)**(Thanksgiving Day)**

Minnesota at Detroit	12:30
Houston at Dallas	3:00

SUNDAY, NOV. 27

Buffalo at Cincinnati	1:00
Cleveland at Washington	1:00
Green Bay at Chicago	12:00
Kansas City at Pittsburgh	1:00
Los Angeles Rams at Denver	2:00
Miami at New York Jets	1:00
New England at Indianapolis	4:00
Phoenix at Philadelphia	1:00
San Francisco at San Diego	1:00
Tampa Bay at Atlanta	1:00

SUNDAY NIGHT

New York Giants at New Orleans	7:00
--------------------------------	------

MONDAY, NOV. 28

Los Angeles Raiders at Seattle	6:00
--------------------------------	------

SUNDAY, DEC. 4 (14th Weekend)

Buffalo at Tampa Bay	1:00
Dallas at Cleveland	1:00
Denver at Los Angeles Raiders	1:00
Green Bay at Detroit	1:00
Indianapolis at Miami	1:00
New Orleans at Minnesota	12:00
New York Jets at Kansas City	3:00
Phoenix at New York Giants	1:00
San Diego at Cincinnati	1:00
San Francisco at Atlanta	1:00
Seattle at New England	1:00
Washington at Philadelphia	1:00

SUNDAY NIGHT

Pittsburgh at Houston	7:00
-----------------------	------

MONDAY, DEC. 5

Chicago at Los Angeles Rams	6:00
-----------------------------	------

SATURDAY, DEC. 10 (15th Weekend)

Indianapolis at New York Jets	12:30
Philadelphia at Phoenix	2:00

SUNDAY, DEC. 11

Atlanta at Los Angeles Rams	1:00
Cincinnati at Houston	12:00
Dallas at Washington	1:00
Detroit at Chicago	12:00
Kansas City at New York Giants	1:00
Los Angeles Raiders at Buffalo	1:00
Minnesota at Green Bay	12:00
New Orleans at San Francisco	1:00
Pittsburgh at San Diego	1:00
Tampa Bay at New England	1:00

SUNDAY NIGHT

Denver at Seattle	5:00
-------------------	------

MONDAY, DEC. 12

Cleveland at Miami	9:00
--------------------	------

SATURDAY, DEC. 17 (16th Weekend)

New England at Denver	2:00
Washington at Cincinnati	12:30

SUNDAY, DEC. 18

Atlanta at New Orleans	12:00
Buffalo at Indianapolis	1:00
Detroit at Tampa Bay	1:00
Green Bay at Phoenix	2:00
Houston at Cleveland	1:00
Kansas City at San Diego	1:00
Miami at Pittsburgh	1:00
New York Giants at New York Jets	1:00
Philadelphia at Dallas	12:00
Seattle at Los Angeles Raiders	1:00

SUNDAY NIGHT

Los Angeles Rams at San Francisco	5:00
-----------------------------------	------

MONDAY, DEC. 19

Chicago at Minnesota	8:00
----------------------	------

